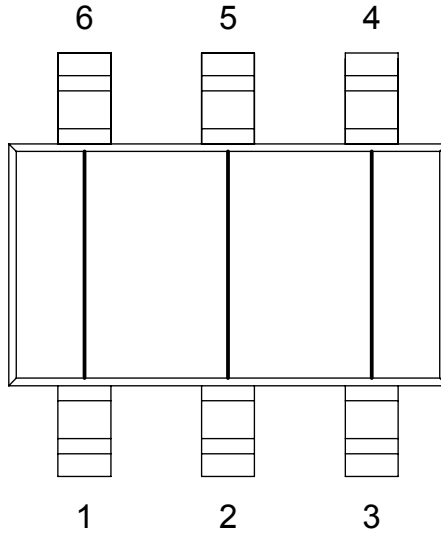
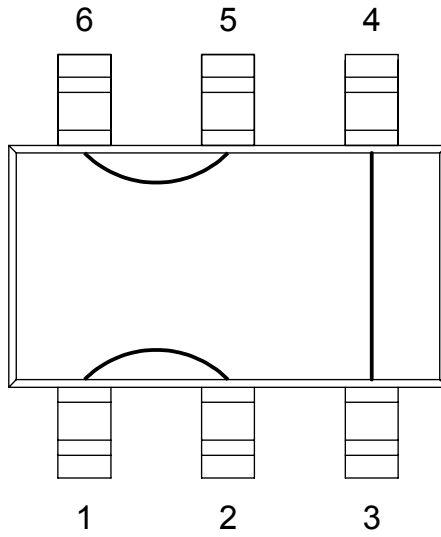


DAISY CHAIN
6L - SOT
 Viewed From Top



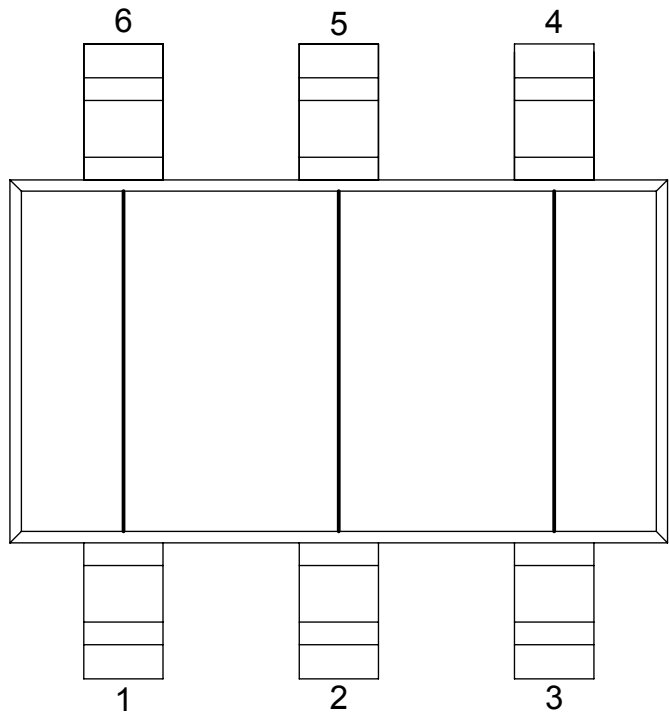
SOT26/363 - DC16
 120616



SOT26/363 - DC17
 120617

APPROVALS	DATE	TopLine®			
DRAWN T. Au	08/30/12				
ENG M. Hart	08/30/12	TITLE DAISY CHAIN 6L - SOT			
MFG		SCALE	SIZE A	DRAWING NO. 121026	REV A
QA					
CUST					
REVISED		DO NOT SCALE DRAWING			SHEET 1 OF 3

SOT26 - DC16
SOT363 - DC16
DAISY CHAIN
 Viewed from top



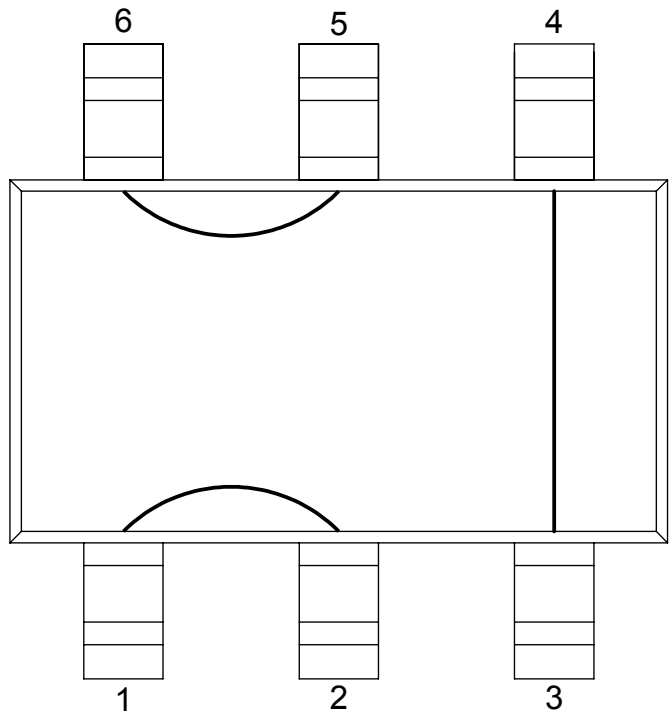
DAISY CHAIN NET LIST
PINS
1 ~ 6
2 ~ 5
3 ~ 4

NOTES:

1. DAISY CHAIN WIRE BONDED TO INTERNAL PADS.
2. SEE NET LIST FOR CONNECTIONS BETWEEN PINS.
3. DRAWING NOT TO SCALE.

APPROVALS	DATE	TopLine[®]		
DRAWN T. Au	08/30/12	TITLE SOT26 / SOT363-DC16 DAISY CHAIN		
ENG M. Hart	08/30/12			
MFG		SCALE	SIZE A	DRAWING NO. 120616
QA				REV A
CUST				
REVISED		DO NOT SCALE DRAWING		SHEET 2 OF 3

SOT26 - DC17
SOT363 - DC17
DAISY CHAIN
 Viewed from top



DAISY CHAIN NET LIST
PINS
1 ~ 2
3 ~ 4
5 ~ 6

NOTES:

1. DAISY CHAIN WIRE BONDED TO INTERNAL PADS.
2. SEE NET LIST FOR CONNECTIONS BETWEEN PINS.
3. DRAWING NOT TO SCALE.

APPROVALS	DATE	TopLine [®]			
DRAWN T. Au	08/30/12				
ENG M. Hart	08/30/12	TITLE SOT26 / SOT363-DC17 DAISY CHAIN			
MFG		SCALE	SIZE A	DRAWING NO. 120617	REV A
QA					
CUST					
REVISED		DO NOT SCALE DRAWING			SHEET 3 OF 3