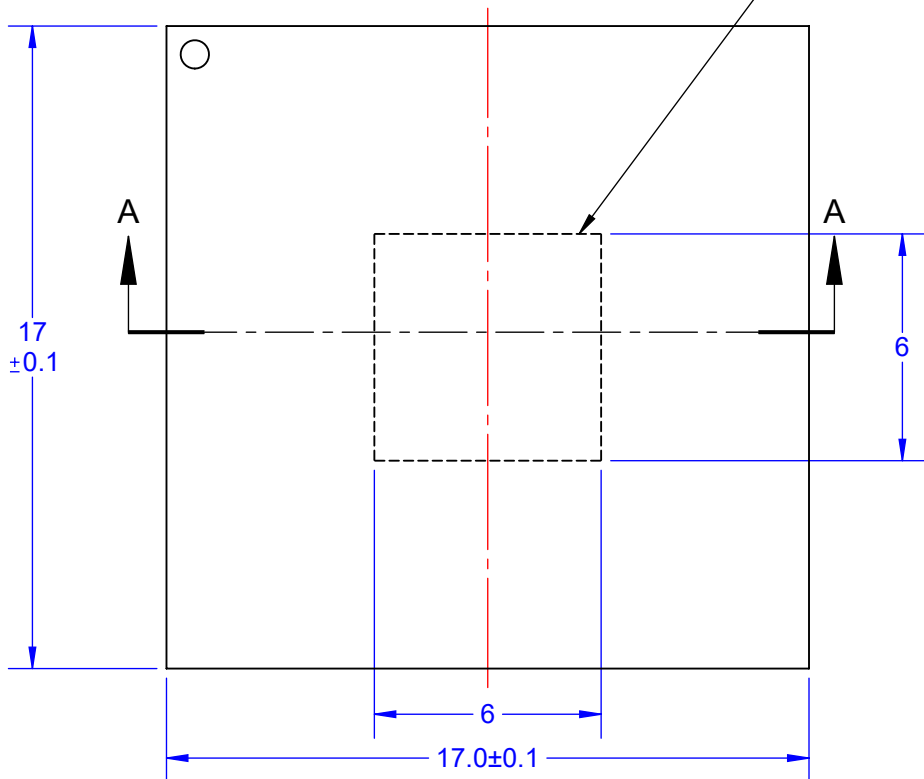


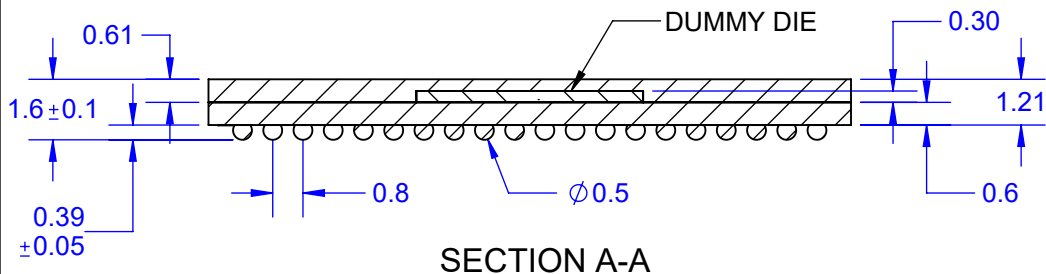
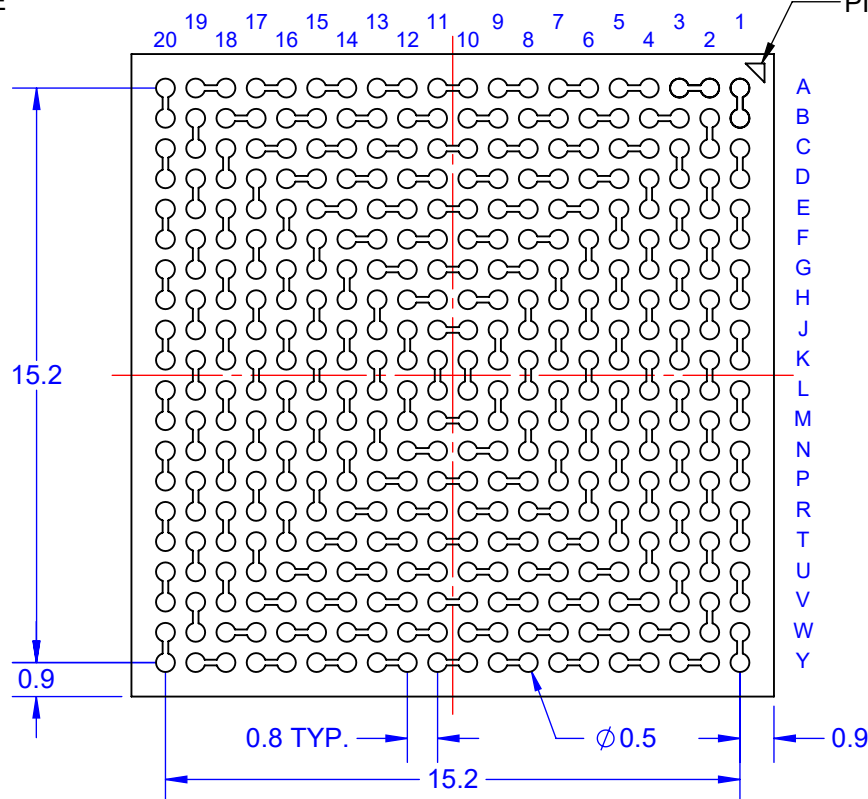
HCD J-9K

DUMMY DIE



65 @ J-9K

PIN A1




Notes: (Unless Otherwise Specified).

- 1) ALL DIMENSIONS ARE IN MM.
- 2) SOLDER BALL ALLOY: SEE PART NUMBER TABLE.
- 3) BALL DIAMETER (BEFORE REFLOW): ϕ 0.50mm (19.7mil).
- 4) SOLDER MASK DEFINED PAD OPENING: ϕ 0.406mm (16mil).
- 5) PAD Cu DIAMETER: ϕ 0.50mm (19.7mil).
- 6) SUBSTRATE MATERIAL: BT (ALTERNATE FR4).
- 7) DUMMY DIE IS OPTIONAL.
- 8) DAISY CHAIN ATTERN (SEE PAGE 2).
- 9) MSL-3 RECOMMENDED BAKING 24 HOURS @ 125°C TO REMOVE MOISTURE PRIOR TO SOLDERING TO PC BOARD.

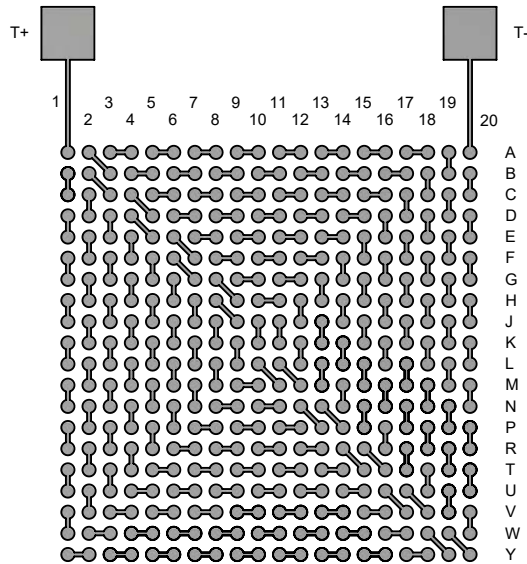

D5FHBI A69FH56 @				
D5FHBI A69F	65 @ @5 @CM	65 @ @7 C89	Fc < G	Gj'8 @
BGA400T.8C-DC209D	Sn96.5/Ag3.0/Cu0.5	SAC305	YES	YES
BGA400T.8-DC209D	Sn63/Pb37	Sn63	NO	YES

APPROVALS	DATE	TopLine®			
DRAWN T.Au	6/10/2021	TITLE BGA400T.8C-DC209D DAISY CHAIN DUMMY			
ENG M. Hart	6/10/2021				
MFG		SCALE	SIZE	DRAWING NO.	REV
QA		5:1	A	582093	A
CUST		DO NOT SCALE DRAWING			SHEET 1 OF 3
REVISED					

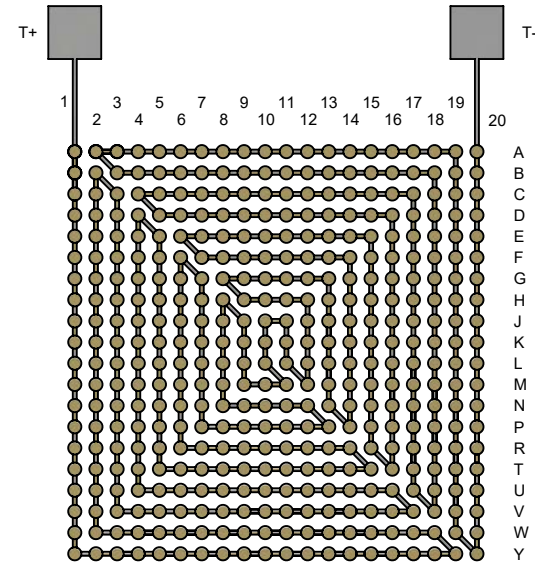
65 @@J=K



6 CHCA 'G=89 'fHCD'L!F5 MJ=K L



H9GH'J9<7 @'6 C5 F8



5: H9F'ACI BH=B;

Notes:

- 1) PCB BOARD DIMENSIONS ARE PRESENTED ONLY AS A GUIDELINE.
DESIGNERS SHOULD USE THEIR OWN EXPERIENCE WHEN DESIGNING PCB.
- 2) PCB Cu BALL PAD DIAMETER ϕ 0.50mm (19.7mil).
- 3) PCB DAISY CHAIN TRACING LINE WIDTH 0.150 [6mil].
- 4) SMD (SOLDER MASK DEFINED) PAD OPENING ϕ 0.406mm (16mil).

TopLine®

TITLE BGA400T.8C-DC209D
DAISY CHAIN DUMMY



SCALE 3.5:1	SIZE A	DRAWING NO. 582093	REV A
----------------	-----------	-----------------------	----------

DO NOT SCALE DRAWING

SHEET 2 OF 3

AC89@

HCD



6 CHCA

TopLine[®]

TITLE BGA400T.8C-DC209D
DAISY CHAIN DUMMY

SCALE 6:1	SIZE A	DRAWING NO. 582093	REV A
--------------	-----------	-----------------------	----------

DO NOT SCALE DRAWING

SHEET 3 OF 3