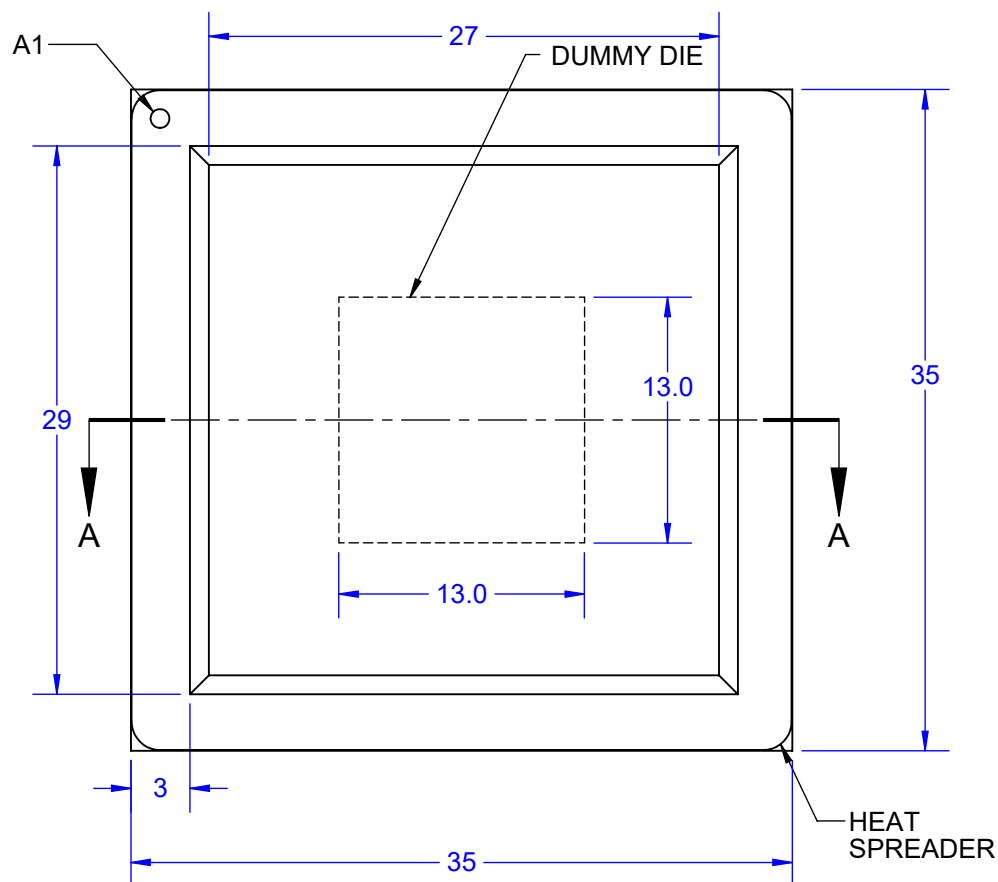
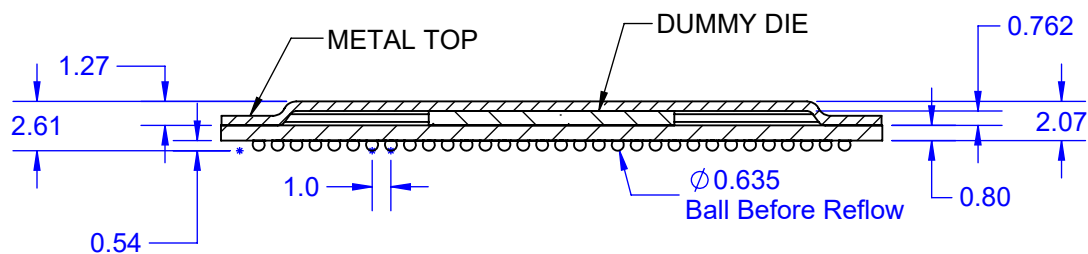
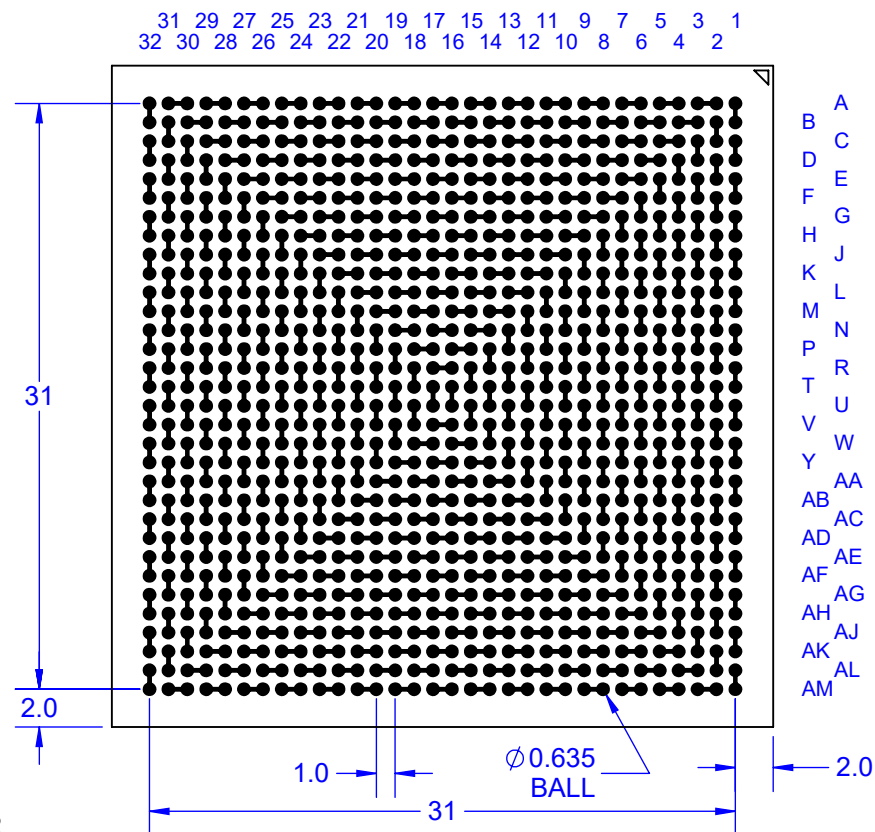


### TOP VIEW



### BALL VIEW



Notes: (Unless Otherwise Specified).


- 1) ALL DIMENSIONS ARE IN MM.
- 2) SOLDER BALL ALLOY: SEE PART NUMBER TABLE.
- 3) BALL DIAMETER (BEFORE REFLOW) 0.635mm [25 mil].
- 4) SOLDER MASK DEFINED PAD OPENING: 0.508mm [20mil].
- 5) PAD Cu DIAMETER: 0.635mm [25 mil].
- 6) SUBSTRATE MATERIAL: FR4 (OPTIONAL BT).
- 7) DUMMY DIE: Si (SILICON).
- 8) DAISY CHAIN PATTERN (SEE PAGE 2).
- 9) MSL-3 RECOMMENDED BAKING 24 HOURS @ 125°C TO REMOVE MOISTURE PRIOR TO SOLDERING TO PC BOARD.

#### PART NUMBER TABLE

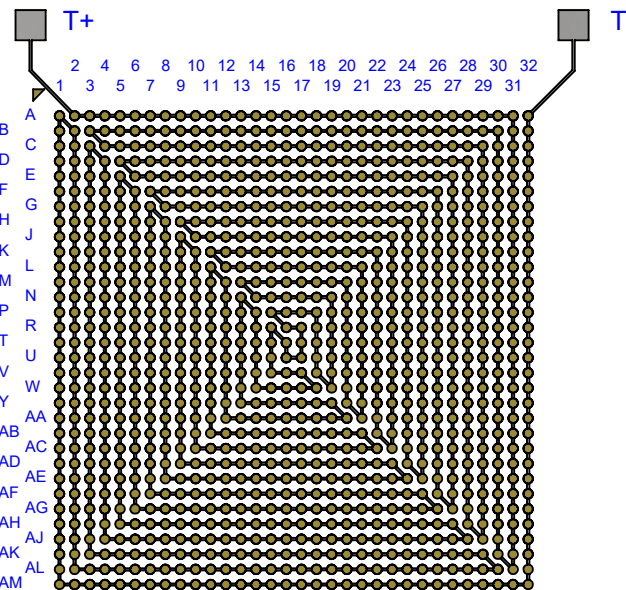
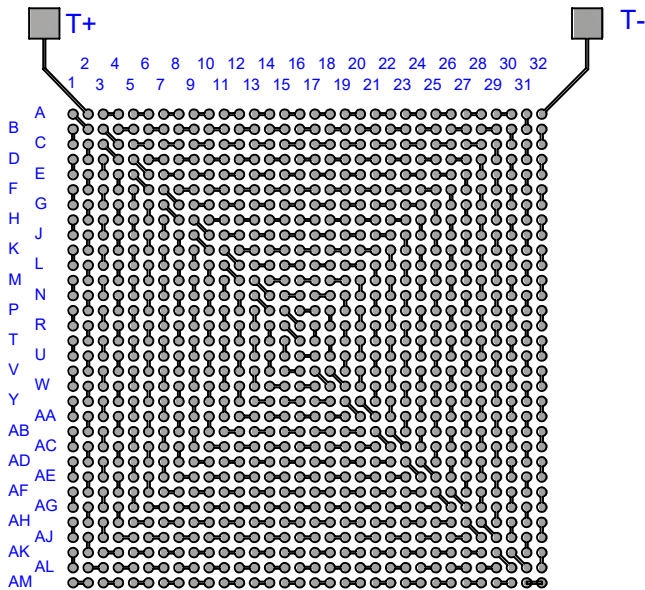
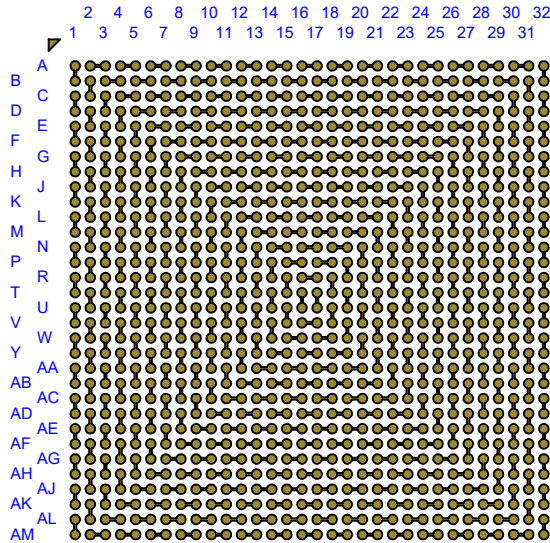
PART NUMBER	BALL METAL	BALL ALLOY	RoHS	Si DIE
SBGA1024T1.0C-DC329D	Sn96.5/Ag3.0/Cu0.5	SAC305	YES	YES
SBGA1024T1.0-DC329D	Sn63/Pb37	Sn63	NO	YES

APPROVALS	DATE	<b>TopLine®</b>			
DRAWN T. Au	4/28/2022				
ENG M. Hart	4/28/2022	TITLE SBGA1024T1.0C-DC329D DAISY CHAIN DUMMY			
MFG		SCALE 2.5:1	SIZE A	DRAWING NO. 513295	REV A
QA					
CUST		DO NOT SCALE DRAWING			SHEET 1 OF 8
REVISED					

## BALL VIEW



## BOTTOM SIDE (TOP X-RAY VIEW)



## TEST VEHICLE BOARD

## AFTER MOUNTING

Notes: (Unless Otherwise Specified).


- 1) PCB BOARD DIMENSIONS ARE PRESENTED ONLY AS A GUIDELINE  
DESIGNERS SHOULD USE THEIR OWN KNOWLEDGE WHEN DESIGNING THE PCB.
- 2) PCB Cu BALL PAD DIAMETER: 0.450 [25 mil].
- 3) PCB DAISY CHAIN TRACING LINE WIDTH: 0.152 [6mil].
- 4) SMD (SOLDERMASK DEFINED) PAD OPENING: 0.508mm [20mil].

**TopLine®**

TITLE			
SBGA1024T1.0C-DC329D DAISY CHAIN DUMMY			
SCALE	SIZE	DRAWING NO.	REV
2:1	A	513295	A
DO NOT SCALE DRAWING			SHEET 2 OF 8


# BALL VIEW

32 31 30 29 28 27 26 25 24 23 22 21 20 19 18 17 16 15 14 13 12 11 10 9 8 7 6 5 4 3 2 1



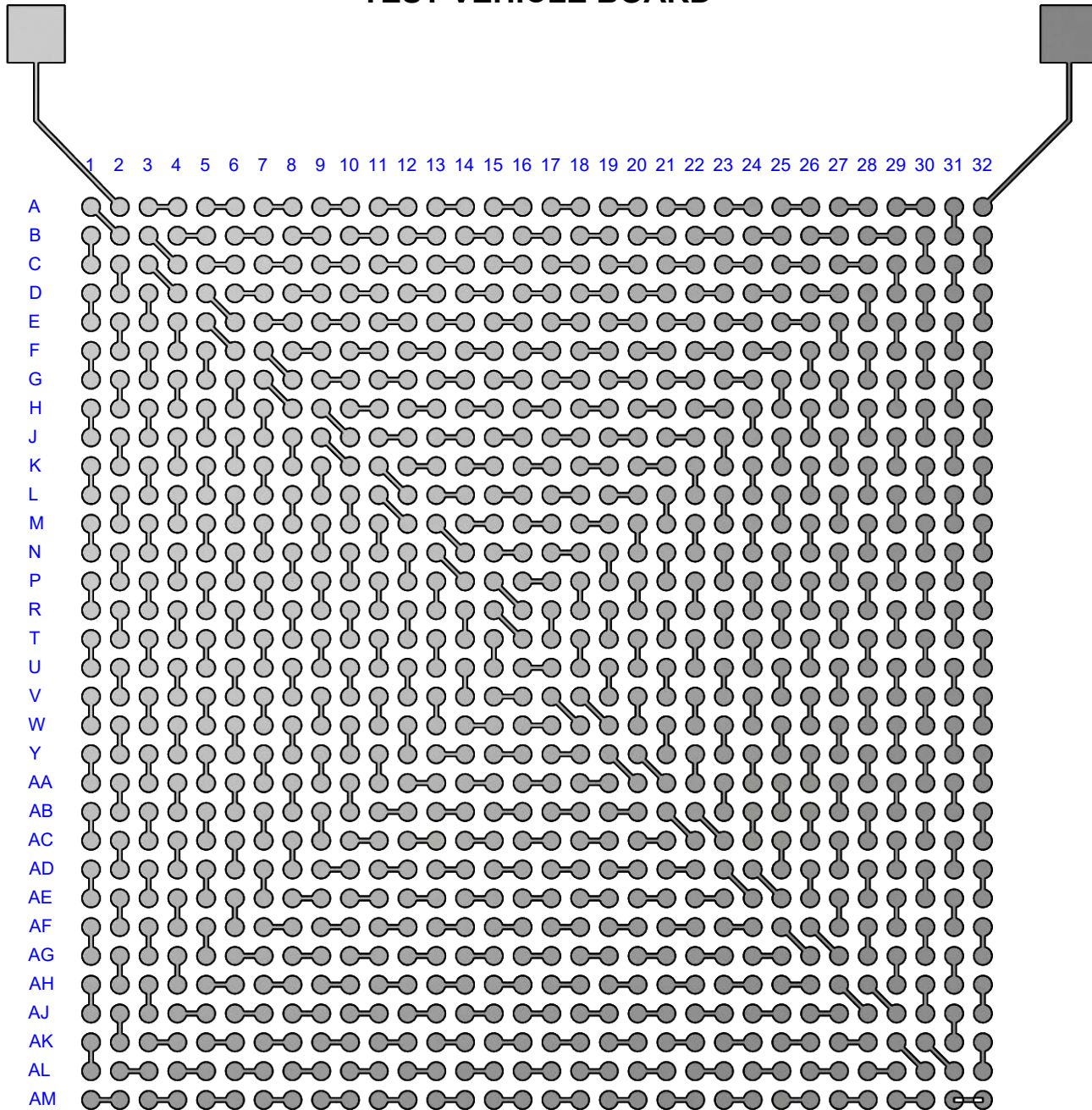
<b>TopLine<sup>®</sup></b>			
TITLE		SBGA1024T1.0C-DC329D DAISY CHAIN DUMMY	
SCALE	SIZE	DRAWING NO.	REV
4.5:1	A	513295	A
DO NOT SCALE DRAWING			SHEET 3 OF 8

# BOTTOM SIDE (TOP X-RAY VIEW)



<b>TopLine<sup>®</sup></b>			
TITLE		SBGA1024T1.0C-DC329D DAISY CHAIN DUMMY	
SCALE	SIZE	DRAWING NO.	REV
4.5:1	A	513295	A
DO NOT SCALE DRAWING			SHEET 4 OF 8

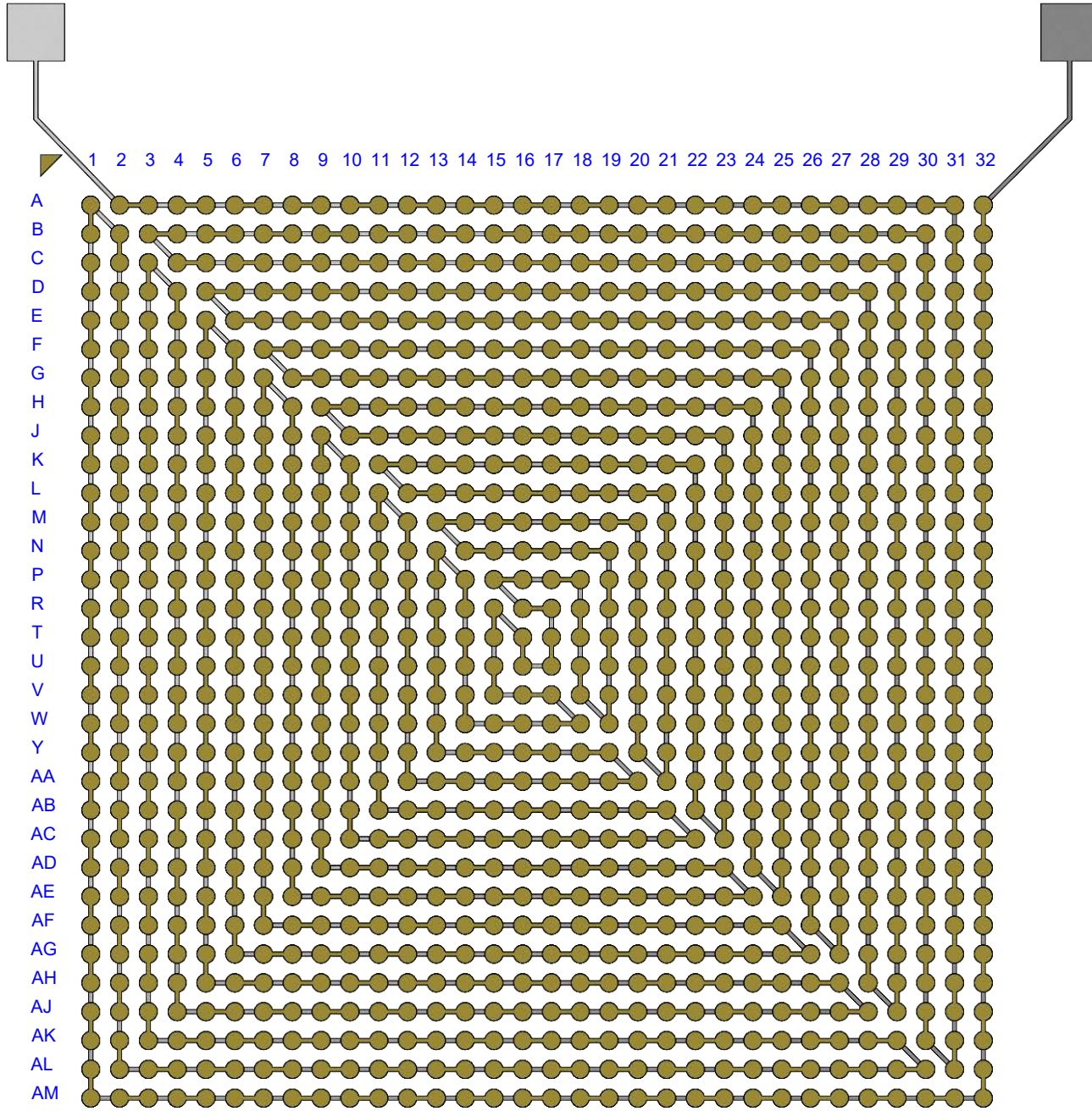
# TEST VEHICLE BOARD



**TopLine®**


TITLE			
SBGA1024T1.0C-DC329D DAISY CHAIN DUMMY			
SCALE	SIZE	DRAWING NO.	REV
4.5:1	A	513295	A
DO NOT SCALE DRAWING			SHEET 5 OF 8

# AFTER MOUNTING TO TEST BOARD




<b>TopLine®</b>			
TITLE		SBGA1024T1.0C-DC329D DAISY CHAIN DUMMY	
SCALE	SIZE	DRAWING NO.	REV
4.5:1	A	513295	A
DO NOT SCALE DRAWING			SHEET 6 OF 8

# MODEL



TOP



BALL VIEW

**TopLine**<sup>®</sup>

TITLE SPGA1024T1.0C-DC329D  
DAISY CHAIN DUMMY

SCALE 2.5:1	SIZE A	DRAWING NO. 513295	REV A
----------------	-----------	-----------------------	----------


DO NOT SCALE DRAWING

SHEET 7 OF 8

# BOTTOM SOLDER MASK (RIGHT READING)

32 31 30 29 28 27 26 25 24 23 22 21 20 19 18 17 16 15 14 13 12 11 10 9 8 7 6 5 4 3 2 1

A  
B  
C  
D  
E  
F  
G  
H  
J  
K  
L  
M  
N  
P  
R  
T  
U  
V  
W  
Y  
AA  
AB  
AC  
AD  
AE  
AF  
AG  
AH  
AJ  
AK  
AL  
AM



<b>TopLine®</b>			
TITLE    SBGA1024T1.0C-DC329D DAISY CHAIN DUMMY			
SCALE	SIZE	DRAWING NO.	REV
4.5:1	A	513295	A
DO NOT SCALE DRAWING			SHEET 8 OF 8