


DIMENSION AND WEIGHT (MASS) TABLE								
H HEIGHT ±10%	PCB MASS NOM	TUNGSTEN BALLS IN CAVITY				Est. PID MASS	SCREW ADJUST	SCREW HEX HEAD
		∅ DIA	Per Ball	QTY	MASS			
7.5mm	210g	2.5mm	0.143g	~150	21g	~42g	6-23	1/16"

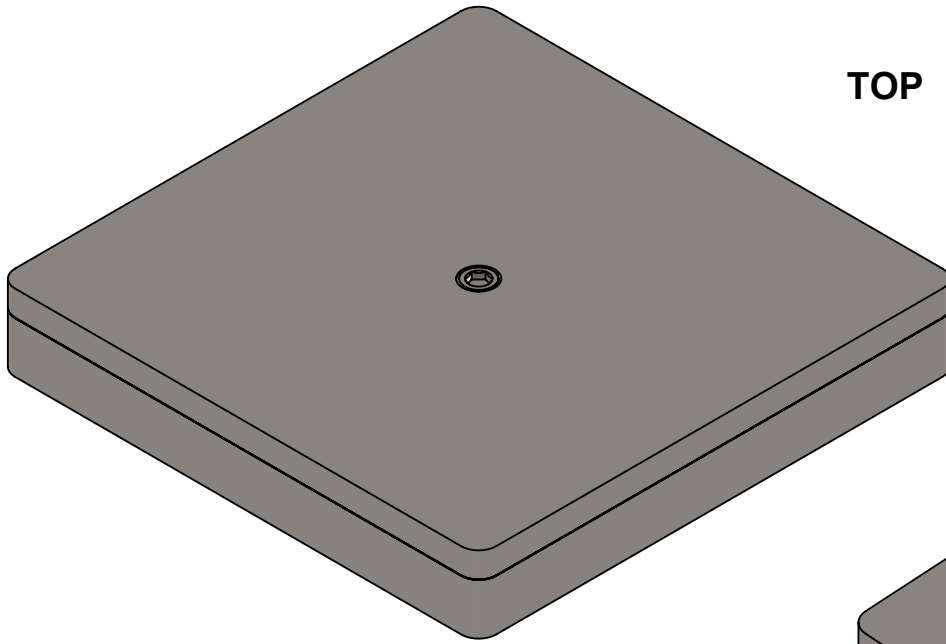
**U.S. PATENTS 10041558,
10021779, 10704639,
10704639, D842351**

NOTES: (Unless Otherwise Specified).
 1. DIMENSIONS: mm.
 2. MOUNTING: Glue or Adhesive.
 3. Alternative mounting screws. See DWG 120211

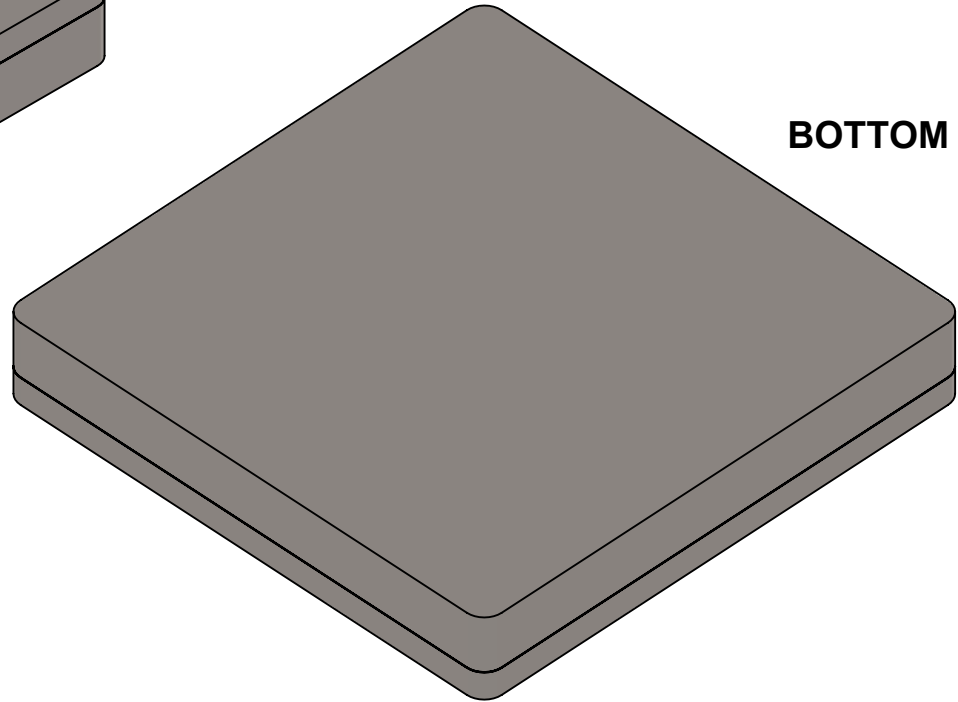
APPROVALS	DATE				
DRAWN T. Au	6/9/2023				
ENG M. Hart	6/9/2023	TITLE FA21SQ45X7.5A PID VIBRATION DAMPER			
MFG		SCALE 1:1	SIZE A	DRAWING NO. 130211	REV A
QA		DO NOT SCALE DRAWING			SHEET 1 OF 3
CUST					
REVISED					

MODEL

TOP



BOTTOM



NOTES:

1. CONTACT TOPLINE FOR OTHER MOUNTING OPTIONS.

TopLine®			
TITLE		FA21SQ45X7.5A PID VIBRATION DAMPER	
SCALE	SIZE	DRAWING NO.	REV
3:2	A	130211	A
DO NOT SCALE DRAWING			SHEET 2 OF 3

<u>F</u>	<u>A</u>	<u>21</u>	<u>SQ</u>	<u>45x</u>	<u>7.5</u>	<u>A</u>
Series	Mounting on PCB	Tungsten Payload Grams	Exterior Shape	XY Size	Height	Version/Option
Filled	Mounting Style	Code Grams	Code Shape	Code Size	Code Height	Code Version
F = FR4	A = ADHESIVE GLUE S = SCREW MOUNT	21 = 21gm Other Mass Available	SQ Square R Rectangle C Cylindrical T Toroid Z Custom	45X = 45mm SQ Other Sizes Available	7.5 = 7.5mm Other Sizes Available	A = STANDARD Other Version Available

Order Number

<u>1</u>	<u>3</u>	<u>021</u>	<u>1</u>
DESCRIPTION	Mount Style	Mass (gm) 9 = Decimal	Option Code
<u>Code</u> <u>Description</u>	<u>Code</u> <u>Description</u>	<u>Code</u> <u>MASS</u>	<u>Code</u> <u>Option</u>
1 = Filled PID	2 = Screw 3 = Adhesive 9 = Custom 0 = Master DWG	021 = 21 gm	1 = VERSION A

TopLine®

TITLE FA21SQ45X7.5A
PID VIBRATION DAMPER

SCALE NONE	SIZE A	DRAWING NO. 130211	REV A
---------------	-----------	-----------------------	----------