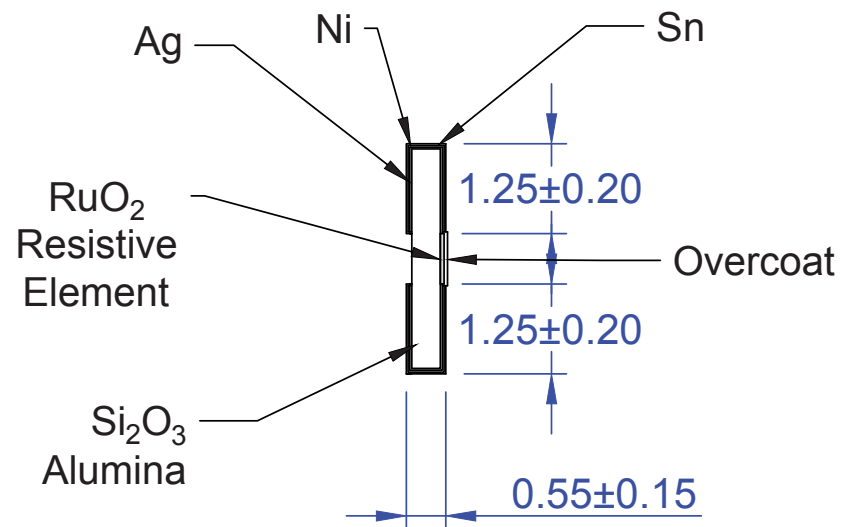
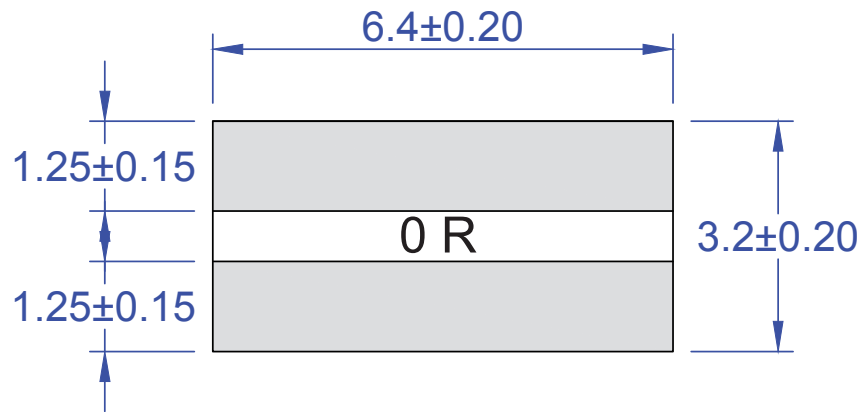
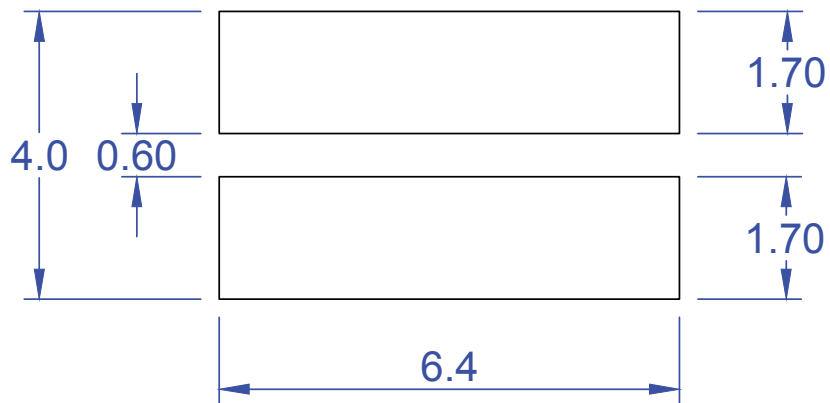


TOP VIEW




RECOMMENDED PCB PATTERN



NOTES:

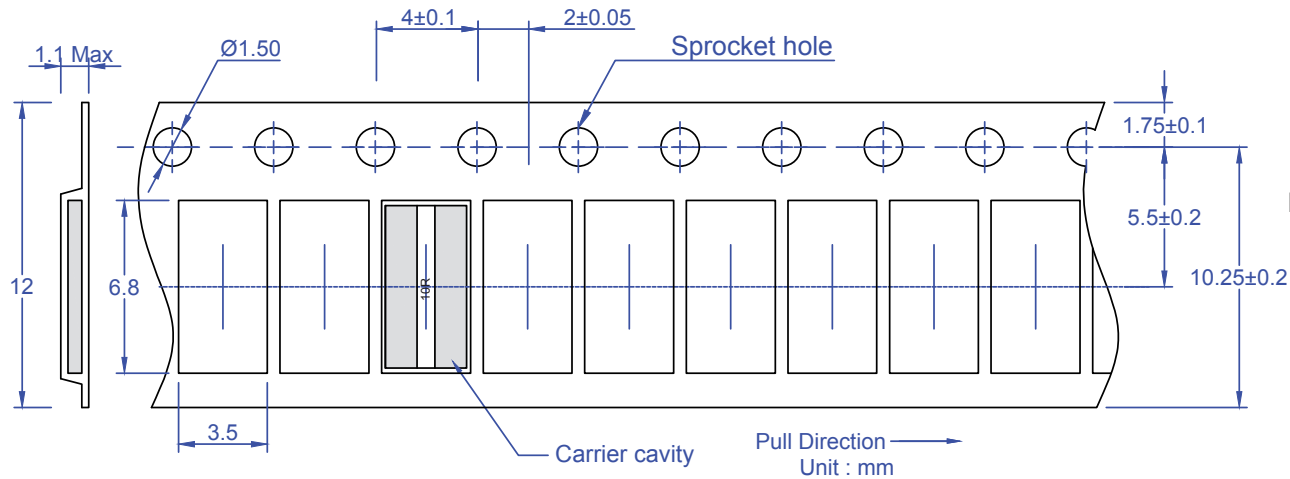
1. DIMENSION mm.
2. TERMINATION: Tin (Sn).
3. Pb-FREE.



PCB DIMENSIONS ARE PRESENTED ONLY AS A GUIDELINE. DESIGNERS SHOULD USE THEIR OWN KNOWLEDGE BASE WHEN DESIGNING THE PCB.

APPROVALS	DATE	TopLine®			
DRAWN T. Au	04/29/12				
ENG M. Hart	04/29/12	TITLE SR1225			
MFG		WIDE TERMINAL RESISTOR			
QA		SCALE	SIZE	DRAWING NO.	REV
CUST			A	121225	A
REVISED		DO NOT SCALE DRAWING			SHEET 1 OF 2

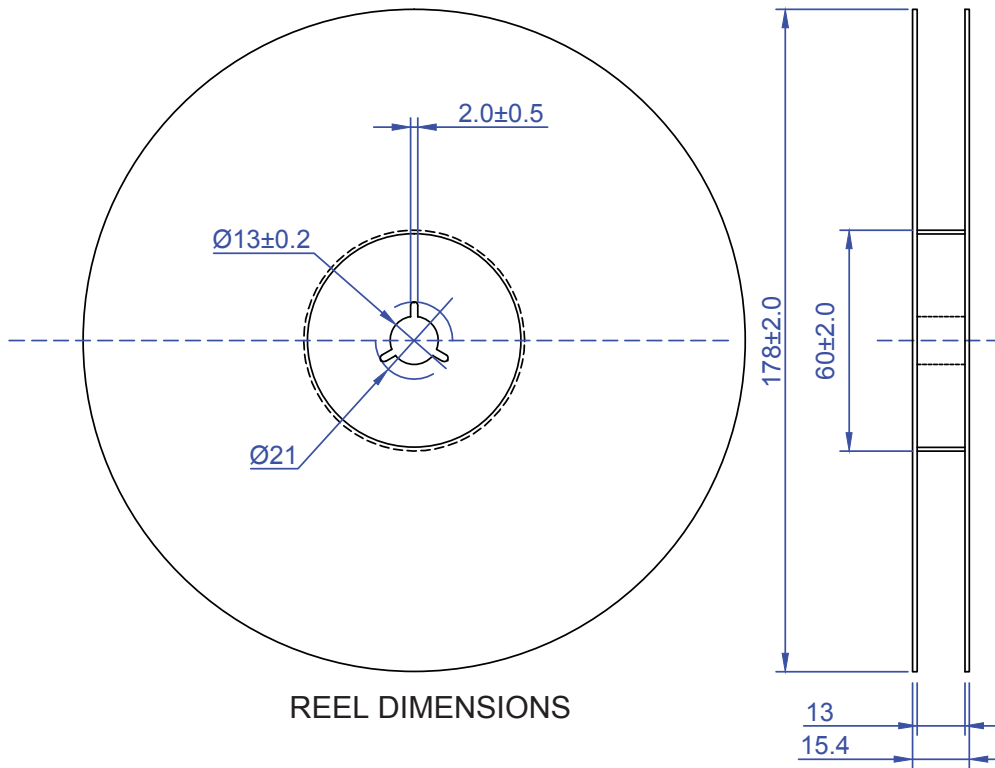
CARRIER TAPE DIMENSION



PART NUMBER SYSTEM

SR	1225	E7A	ZERO	TIN
RESISTOR	SIZE CODE 3.2 x 6.4mm	PACK CODE	0 R	TERMINATION Sn (TIN)

NOTE: For Dummy Resistor, replace ZERO with Blank



REEL DIMENSIONS

PACK CODE		
CODE	QTY	PACKAGE
E7A	4000	REEL
E4A	1000	REEL
E	500 ~ 1000	* REEL
B	100	BAG

*NOTE: CUT TAPE WITHOUT LEADER

APPROVALS	DATE	TopLine®			
DRAWN T. Au	04/29/12				
ENG M. Hart	04/29/12	TITLE SR1225			
MFG		WIDE TERMINAL RESISTOR			
QA		SCALE	SIZE A	DRAWING NO. 121225	REV A
CUST		DO NOT SCALE DRAWING			SHEET 2 OF 2
REVISED					