

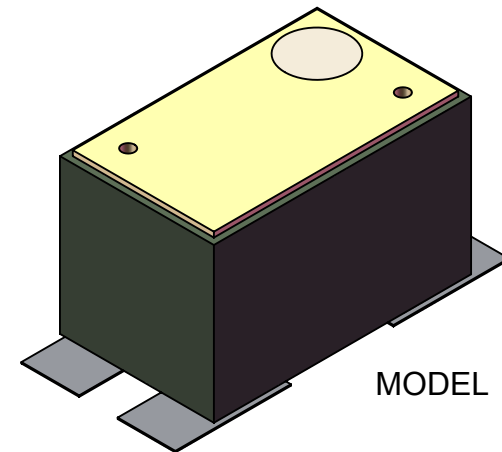
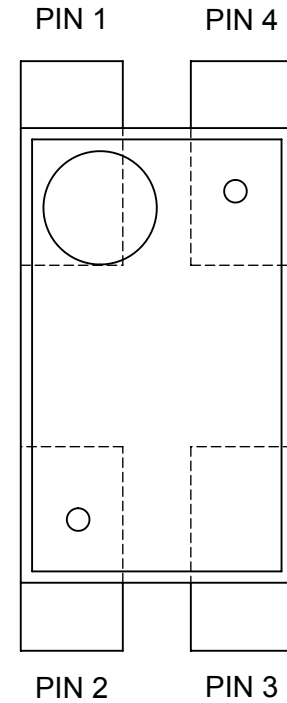
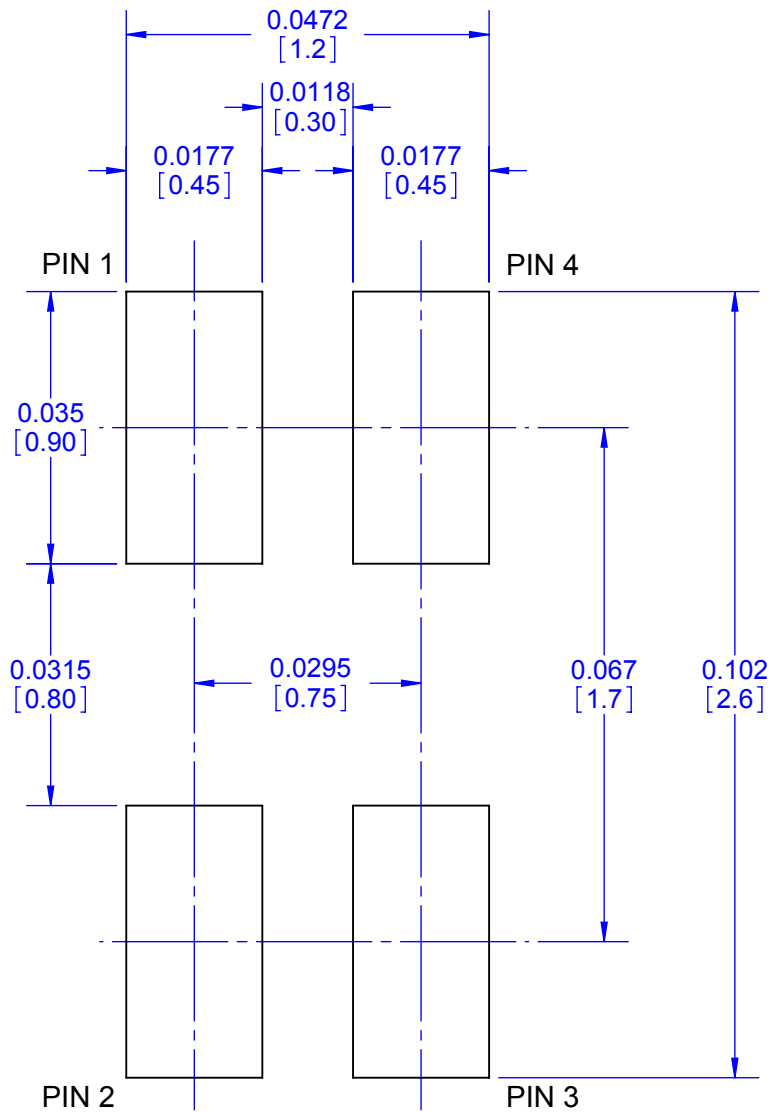
ELECTRICAL CONNECTION		REF CODE
PIN	RESISTANCE MAX	
1 ~ 3	< 50 mΩ	R1
2 ~ 4	< 50 mΩ	R2

Notes: (Unless Otherwise Specified).

- 1) BODY: FR4 (OTHER AVAILABLE).
- 2) TERMINATION: COPPER 0.0014-INCH (0.035mm) THICK.
- 3) PLATING: IMMERSION TIN (Sn100).
- 4) PIN 1 MARKING IS WHITE SQUARE OR DOT.
- 5) EXPOSED METAL PADS ARE SOLDER MASK DEFINED (SMT).
- 6) DIMENSIONS: INCH [MM].

APPROVALS	DATE	TopLine®			
DRAWN T.Au	10/23/13				
ENG M. Hart	10/23/13	TITLE JUMPER SSL0805 - DC4231			
MFG		SCALE 30:1	SIZE A	DRAWING NO. 080542	REV A
QA		DO NOT SCALE DRAWING			SHEET 1 OF 5
CUST					
REVISED					

PC BOARD LAND PATTERN



Notes: (Unless Otherwise Specified).

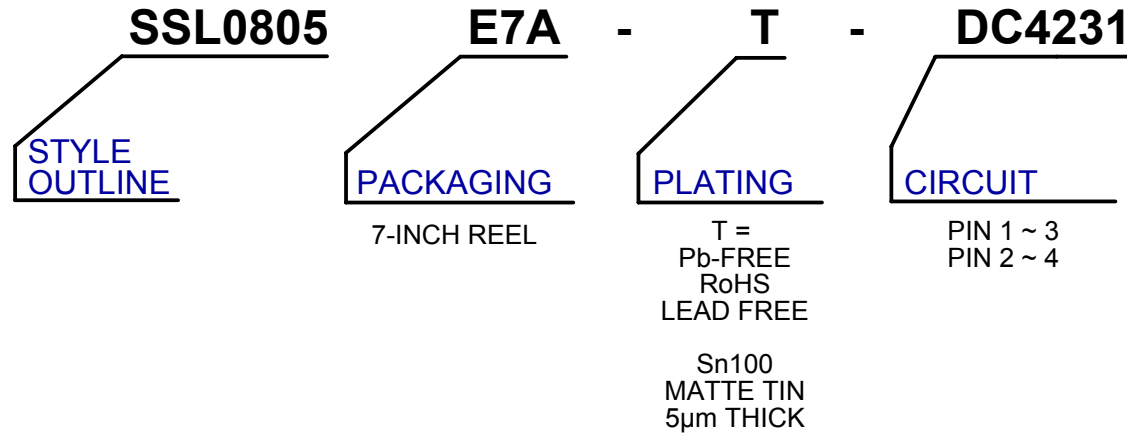
1) DIMENSION IN mm.

2) PCB BOARD DIMENSIONS ARE PRESENTED ONLY AS A GUIDELINE.

DESIGNERS SHOULD USE THEIR OWN EXPERIENCE WHEN DESIGNING PCB.

TopLine®			
TITLE		JUMPER SSL0805 - DC4231	
SCALE	SIZE	DRAWING NO.	REV
40:1	A	080542	A
DO NOT SCALE DRAWING			SHEET 2 OF 5

PART NUMBERING SYSTEM

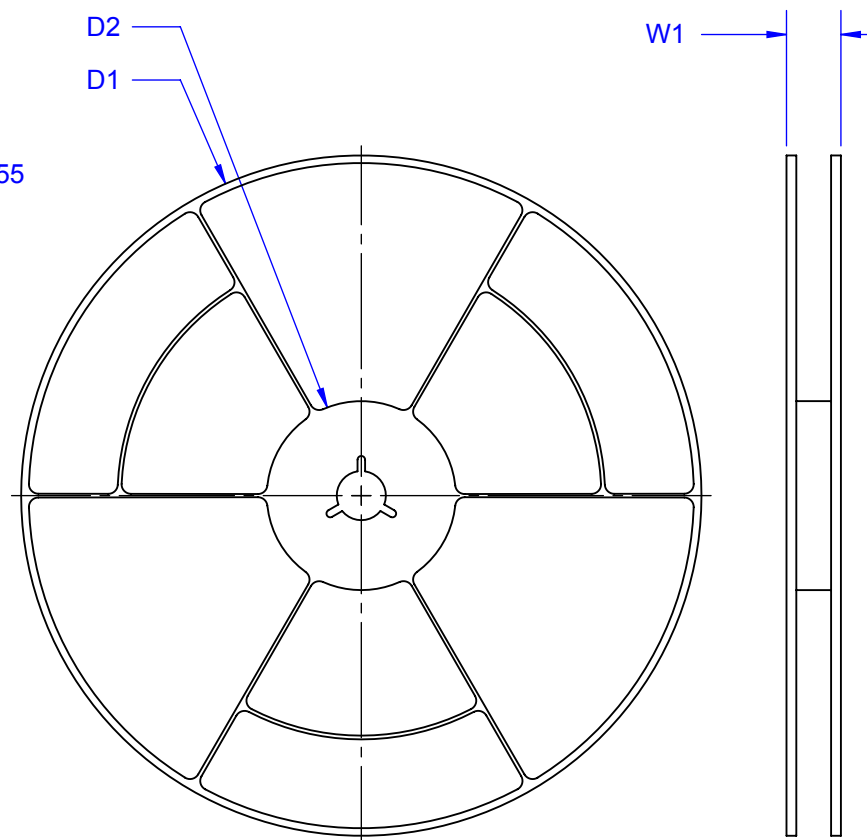
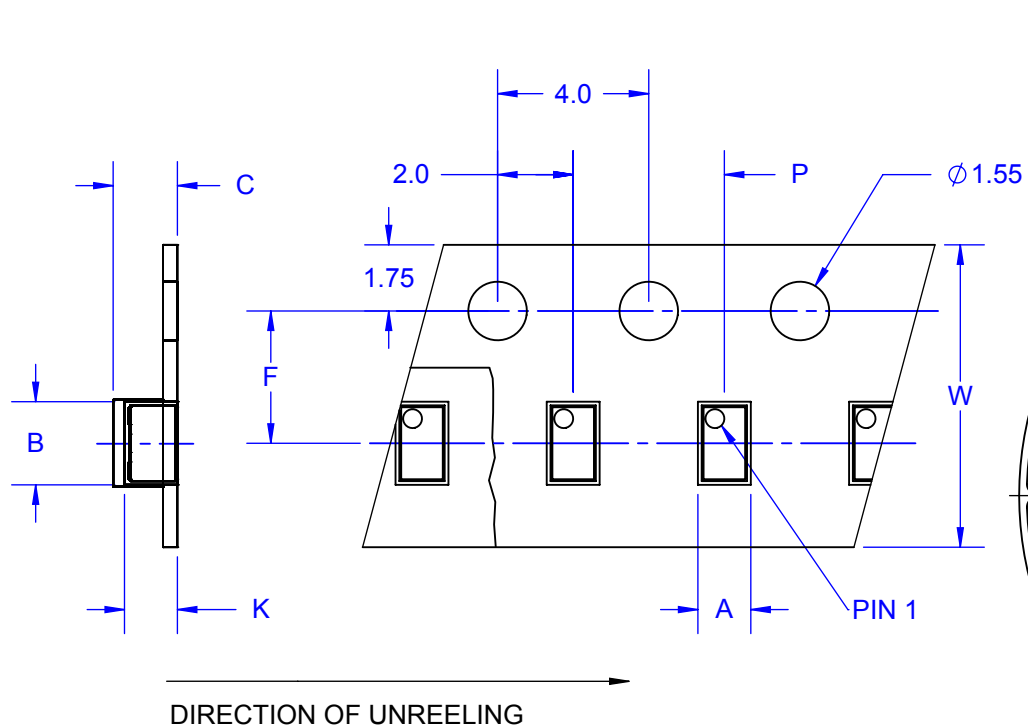


PART NUMBER	REEL QTY	RoHS	MSL LEVEL	APPLICATION	TOP MARK	DWG
SSL0805E7A-T-DC4231	1000 ~ 3000	YES	3	JUMPER	DOT	080542

TopLine®			
TITLE JUMPER SSL0805 - DC4231			
SCALE	SIZE A	DRAWING NO. 080542	REV A
DO NOT SCALE DRAWING			SHEET 3 OF 5

TAPE SPECIFICATION
SURFACE MOUNT DEVICE

7-INCH REEL

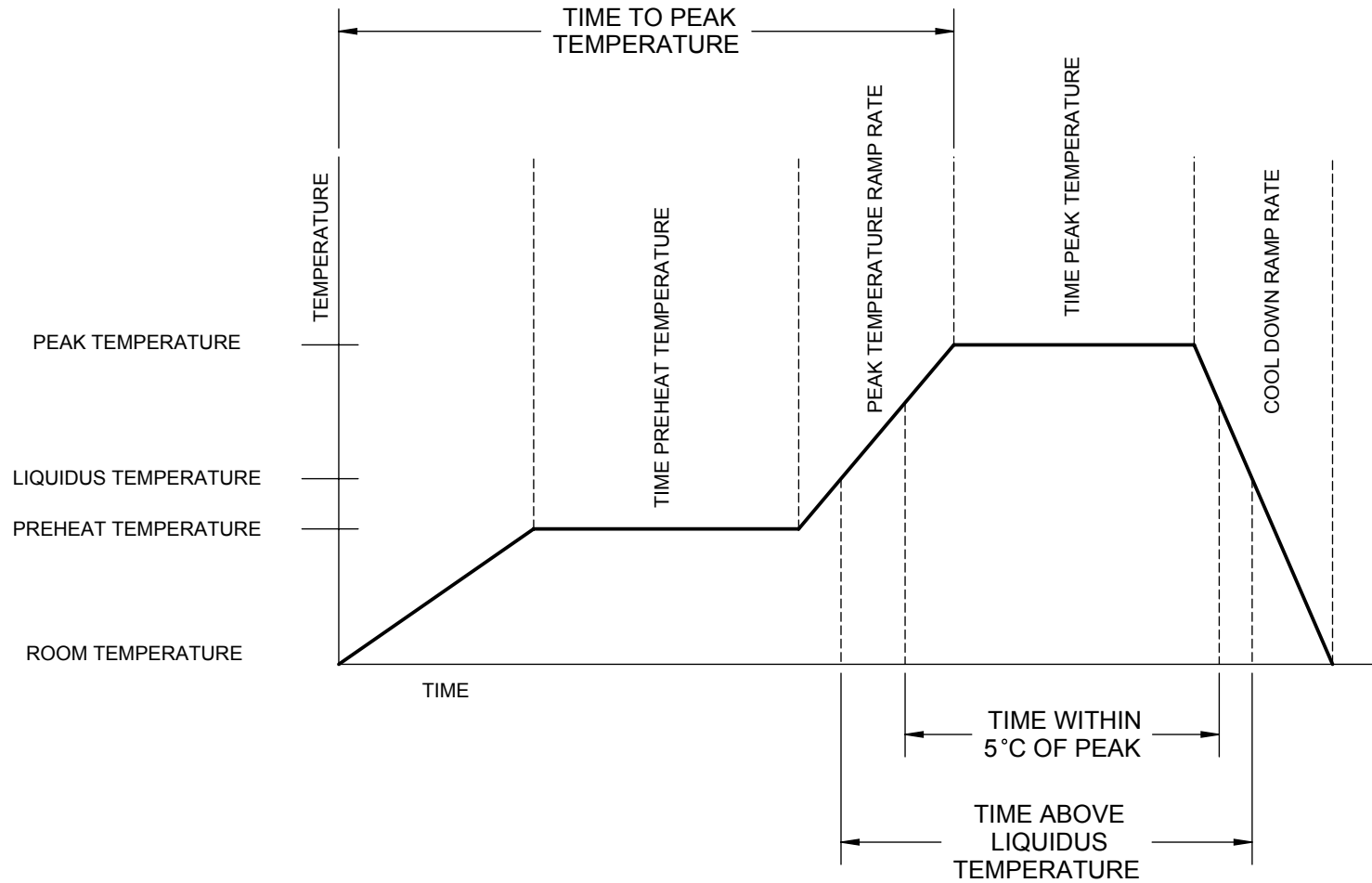


ALL DIMENSIONS IN mm.

TAPE AND REEL DIMENSIONS		E7A 7-INCH SSL0805
	SYMBOL	
TAPE WIDTH	W	8
PITCH OF COMPONENTS	P	4
POCKET WIDTH	A	1.4
POCKET LENGTH	B	2.2
POCKET DEPTH	K	1.4
CARRIER THICKNESS	C	1.7
REEL DIAMETER	D1	178
HUB DIAMETER	D2	50
PUNCH HOLE POSITION	F	3.5
MAX REEL WIDTH	W1	11.4

TopLine®			
TITLE JUMPER SSL0805 - DC4231			
SCALE 5:1	SIZE A	DRAWING NO. 080542	REV A
DO NOT SCALE DRAWING			SHEET 4 OF 5

LEAD FREE REFLOW PROFILE OF SMD PACKAGE



DESCRIPTION	REQUIREMENT
AVERAGE PREHEAT RAMP RATE	3°C /SECOND MAXIMUM
PREHEAT TEMPERATURE	150°C MINIMUM, 200°C MAXIMUM
PREHEAT TIME	60 TO 120 SECONDS
RAMP TO PEAK	3°C /SECOND MAXIMUM
TIME OVER LIQUIDUS (217°C)	60 TO 260 SECONDS
PEAK TEMPERATURE	260°C +0/-5°C
TIME WITHIN 5°C OF PEAK	10 TO 30 SECONDS
RAMP - COOL DOWN	6°C /SECONDS MAXIMUM
TIME 25°C TO PEAK	8 MINUTES MAXIMUM

TopLine®			
TITLE		JUMPER SSL0805 - DC4231	
SCALE	SIZE	DRAWING NO.	REV
	A	080542	A
DO NOT SCALE DRAWING			SHEET 5 OF 5