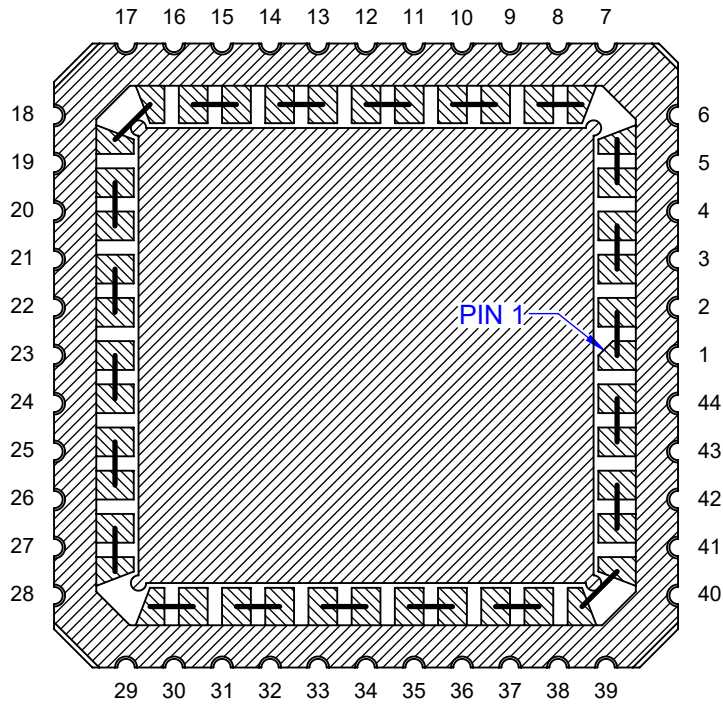
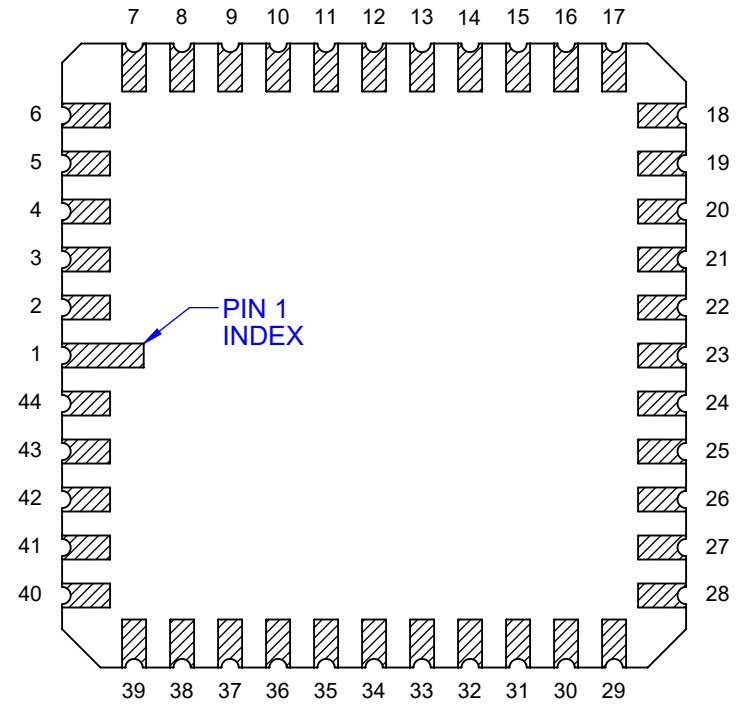


LCC44B50SQ.65-DE DAISY CHAIN

TOP VIEW



BOTTOM VIEW



DAISY CHAIN NET LIST

FROM / TO	FROM / TO	FROM / TO	FROM / TO	FROM / TO	FROM / TO
1 ~ 2	9 ~ 10	17 ~ 18	25 ~ 26	33 ~ 34	41 ~ 42
3 ~ 4	11 ~ 12	19 ~ 20	27 ~ 28	35 ~ 36	43 ~ 44
5 ~ 6	13 ~ 14	21 ~ 22	29 ~ 30	37 ~ 38	
7 ~ 8	15 ~ 16	23 ~ 24	31 ~ 32	39 ~ 40	

TopLine®

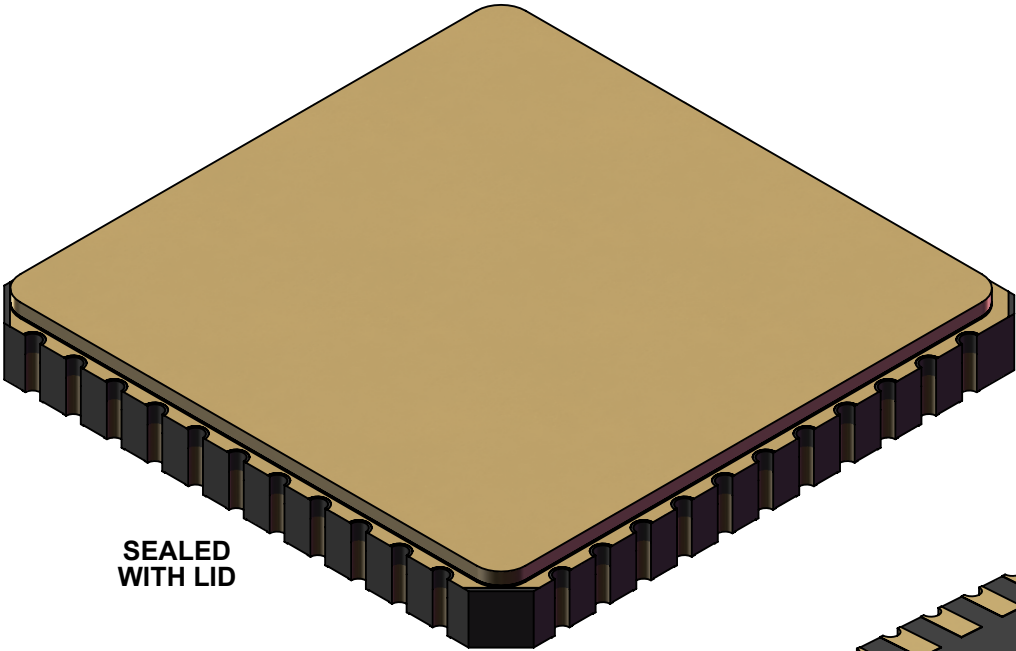
TITLE
LCC44B50SQ.65

SCALE 5:1	SIZE A	DRAWING NO. 193044	REV A
--------------	-----------	-----------------------	----------

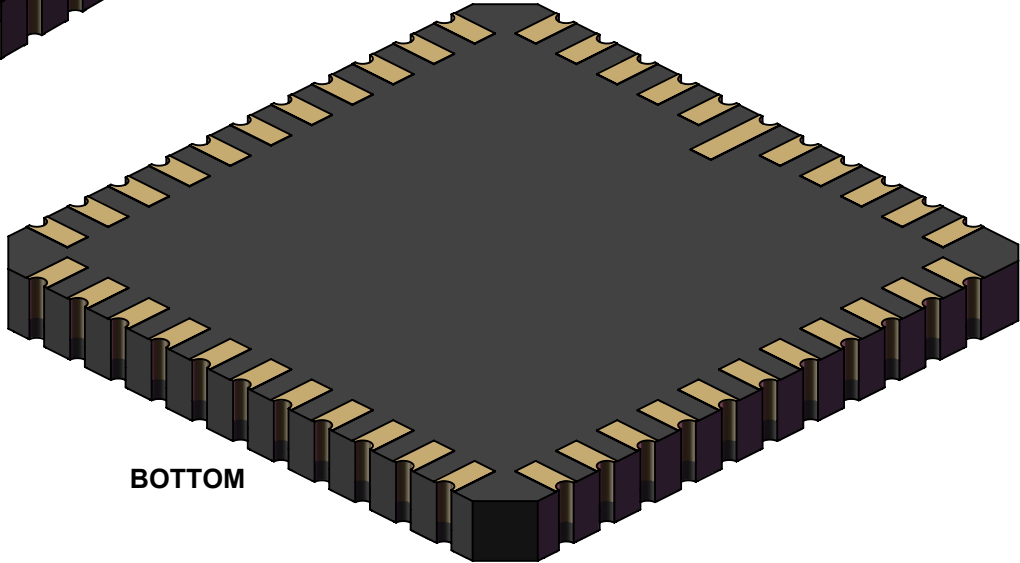
DO NOT SCALE DRAWING

SHEET 2 OF 3

MODELS



**SEALED
WITH LID**



BOTTOM

TopLine®

TITLE LCC44B50SQ.65

SCALE 4:1	SIZE A	DRAWING NO. 193044	REV A
--------------	-----------	-----------------------	----------

DO NOT SCALE DRAWING SHEET 3 OF 3