

# AFTER MOUNTING BGA324 VIEW



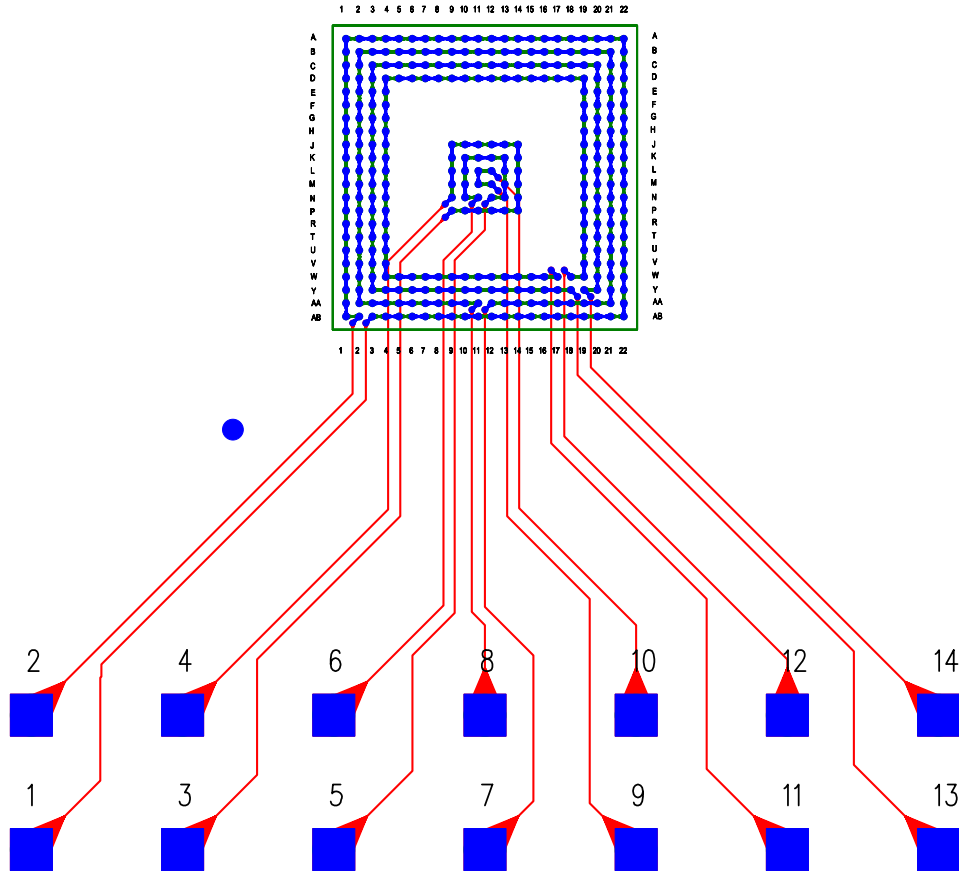
BGA324 - 1.0MM  
CLEANLINESS TEST

PN 999141 REV A

WWW.TOPLINE.TV

© 2013 TOPLINE

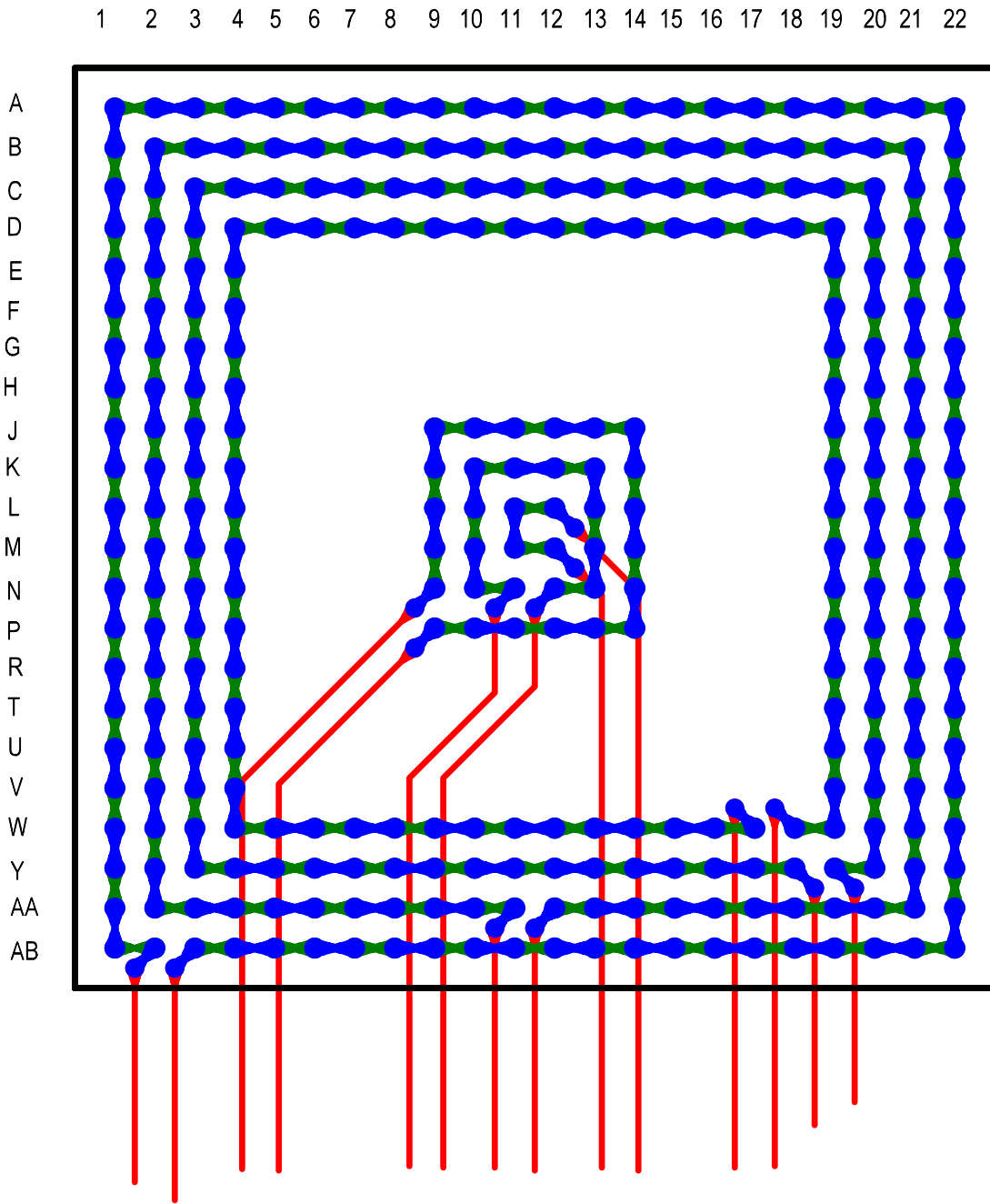
TEST POINT MAP					
	ROW	TP+	TP-	BGA BALL	
OUTER	A	1	2	AB3	AB2
	B	7	8	AA12	AA11
	C	13	14	Y18	Y19
	D	11	12	W17	W18
INNER	J	3	4	P9	N9
	K	5	6	N12	N11
	L	9	10	M12	L12



COLOR CODE:  
 BLUE = PCB TOP  
 RED = PCB BOTTOM  
 GREEN = BGA BOTTOM SIDE (TOP X-RAY VIEW)

APPROVALS		DATE		
DRAWN	T. AU	05/11/13		
ENGINEER	M. HART	05/11/13		
CHECKED				
APPROVED			SIZE B DWG NO. 999141-1	REV A
ISSUED			SCALE: NOT TO SCALE	SHEET 1 OF 5

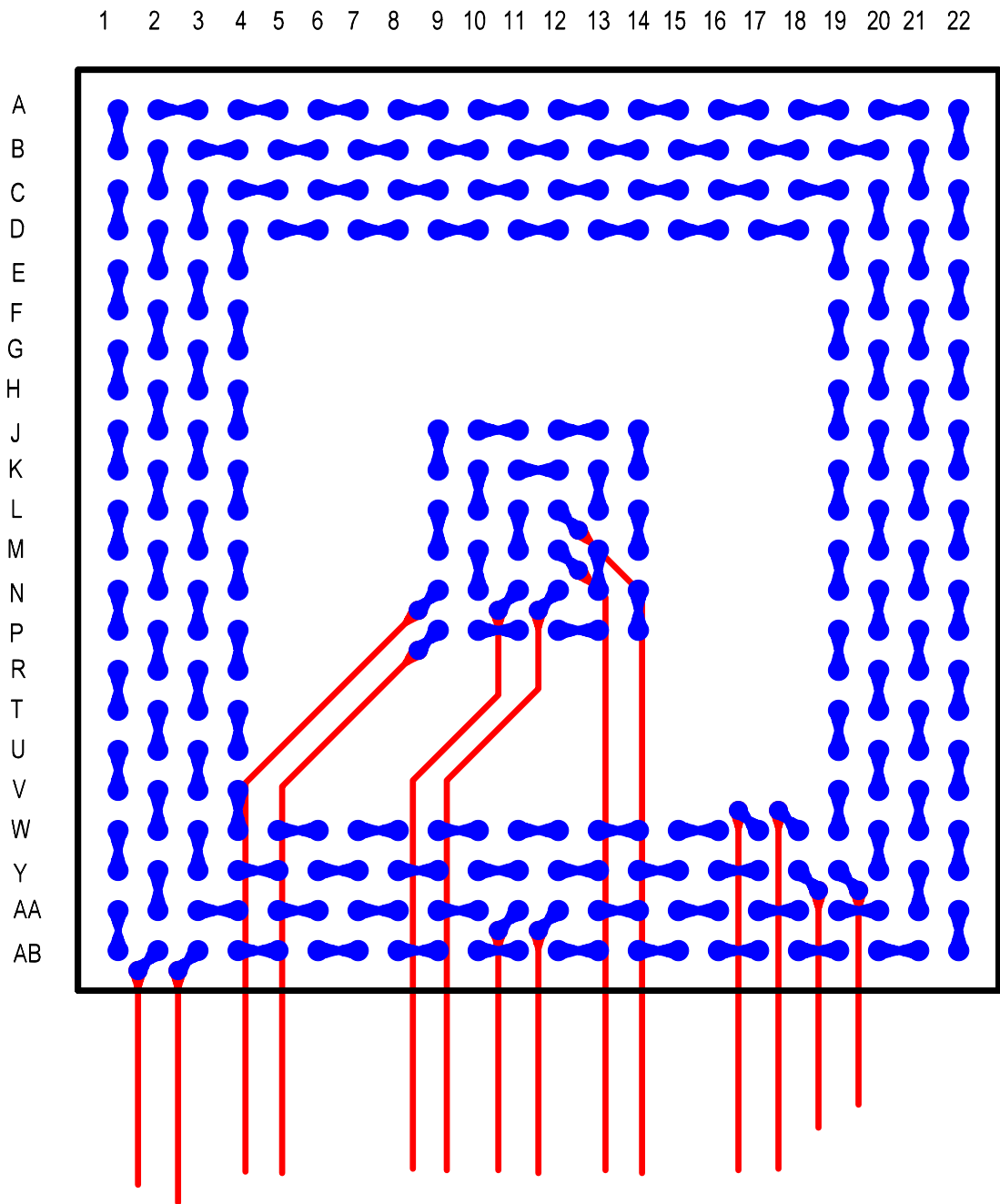
# BGA324 AFTER MOUNTING (CLOSE UP VIEW)



**COLOR CODE:**  
**BLUE = PCB TOP**  
**RED = PCB BOTTOM**  
**GREEN = BGA BOTTOM SIDE (TOP X-RAY VIEW)**

<b>TopLine<sup>®</sup></b>		
TITLE: PWB ASSEMBLY BGA324 AFTER MOUNTING (CLOSE UP VIEW)		
SIZE B	DWG NO. 999141-1	REV A
SCALE: NOT TO SCALE		SHEET 2 OF 5


# PCB LAYERS (CLOSE UP VIEW)



COLOR CODE:  
 BLUE = PCB TOP  
 RED = PCB BOTTOM

<b>TopLine<sup>®</sup></b>		
TITLE: PWB ASSEMBLY PCB LAYERS (CLOSE UP VIEW)		
SIZE B	DWG NO. 999141-1	REV A
SCALE: NOT TO SCALE		SHEET 3 OF 5

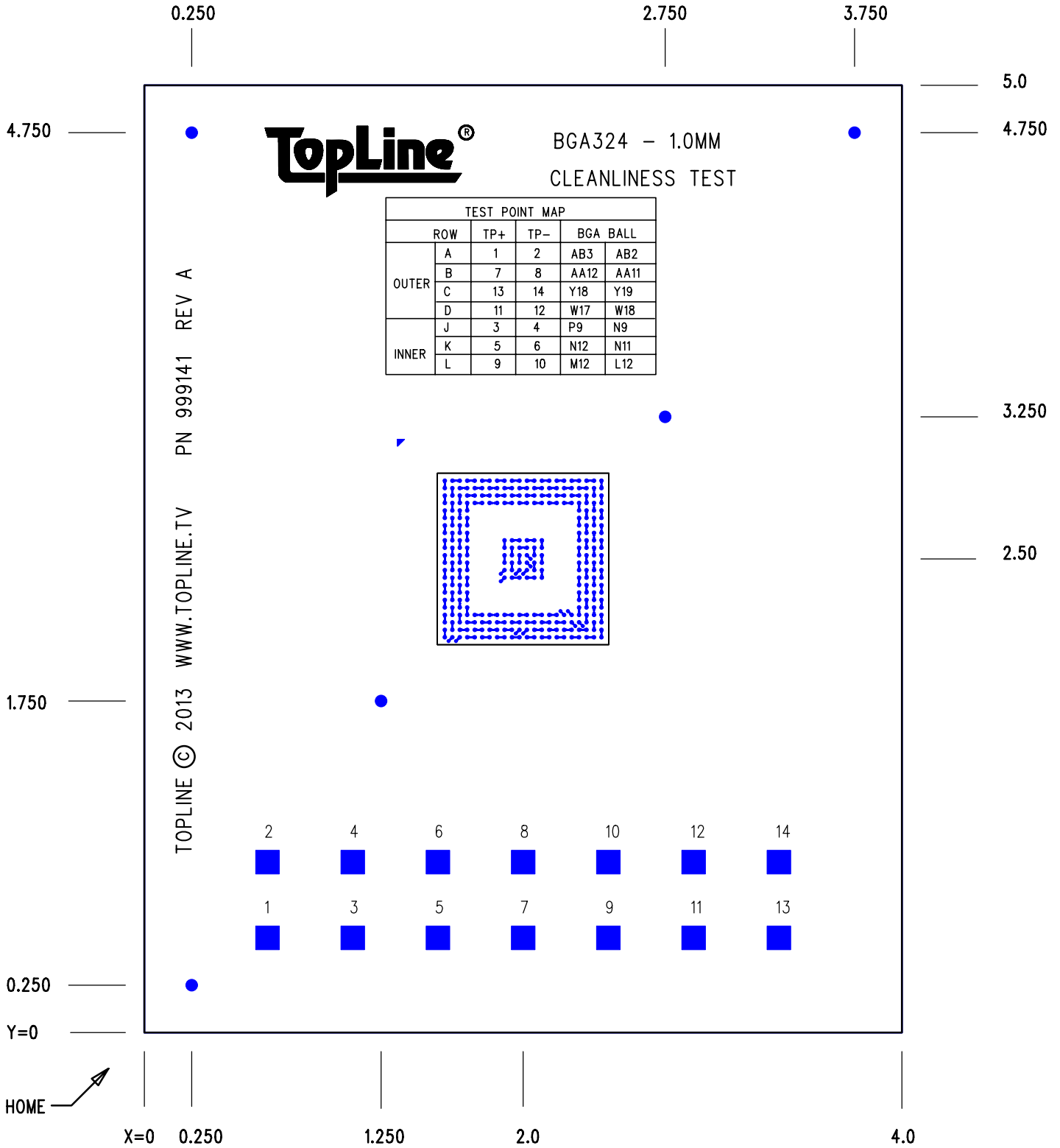
# BGA324 BOTTOM SIDE (TOP X-RAY VIEW)



COLOR CODE:  
GREEN = BGA BOTTOM SIDE (TOP X-RAY VIEW)

<b>TopLine<sup>®</sup></b>		
TITLE: PWB ASSEMBLY BGA324 UNDER TEST(CLOSE UP VIEW)		
SIZE B	DWG NO. 999141-1	REV A
SCALE: NOT TO SCALE		SHEET 4 OF 5

# BGA324 PARTS PLACEMENT



TITLE: PWB ASSEMBLY PARTS PLACEMENT

SIZE B	DWG NO. 999141-1	REV A
--------	------------------	-------

SCALE: NOT TO SCALE

SHEET 5 OF 5