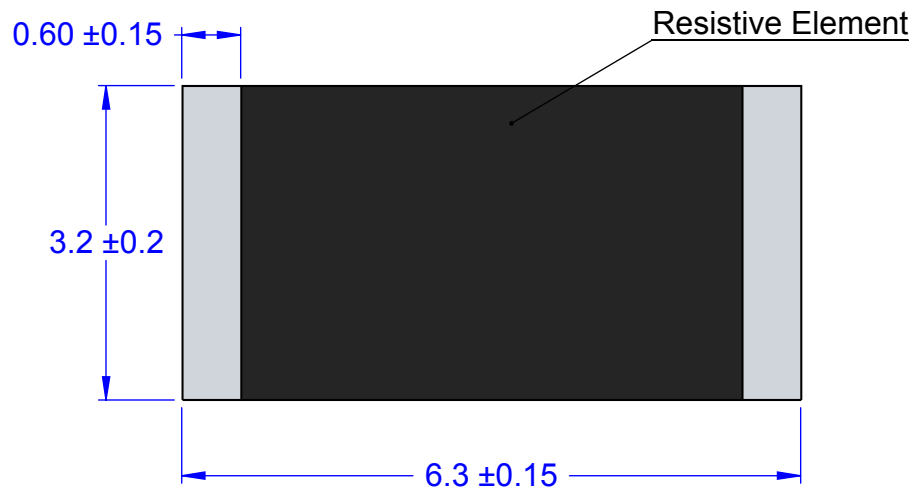
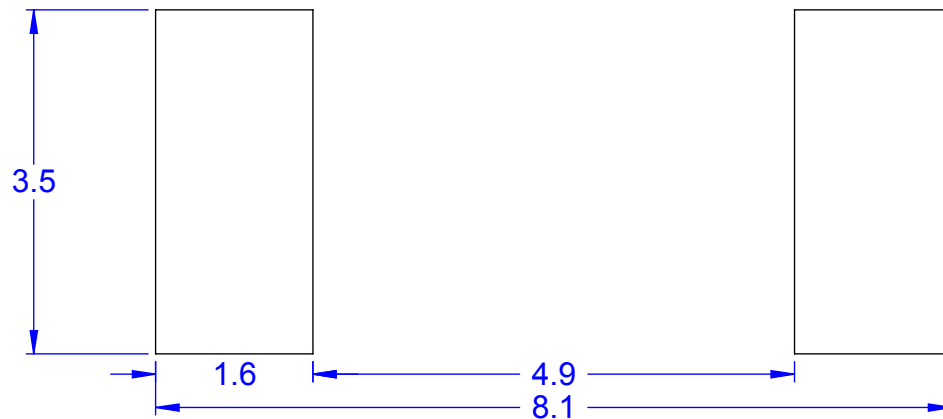


TOP VIEW

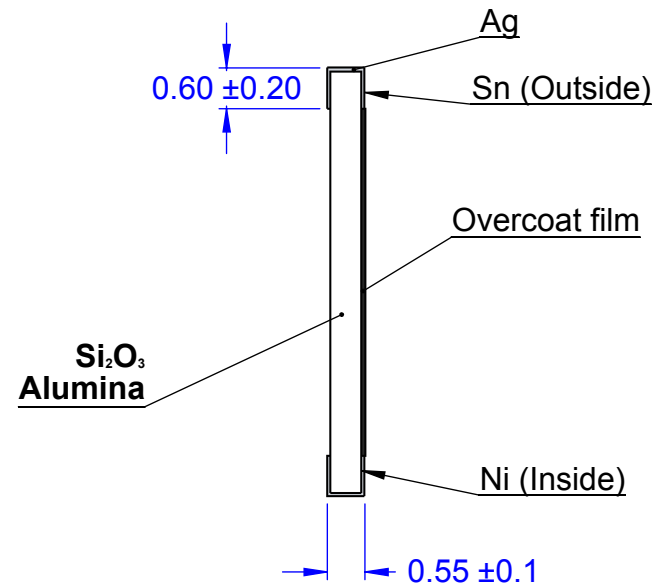


RECOMMENDED PCB PATTERN



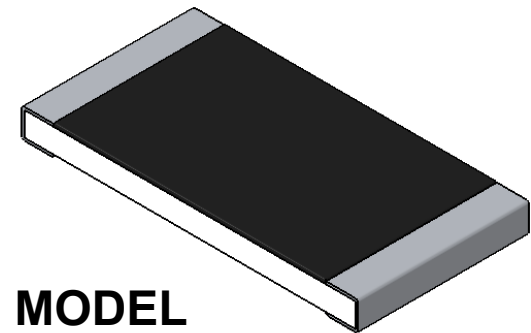
PCB DIMENSIONS ARE PRESENTED ONLY AS A GUIDELINE. DESIGNERS SHOULD USE THEIR OWN KNOWLEDGE BASE WHEN DESIGNING THE PCB.

STRUCTURE



NOTES:

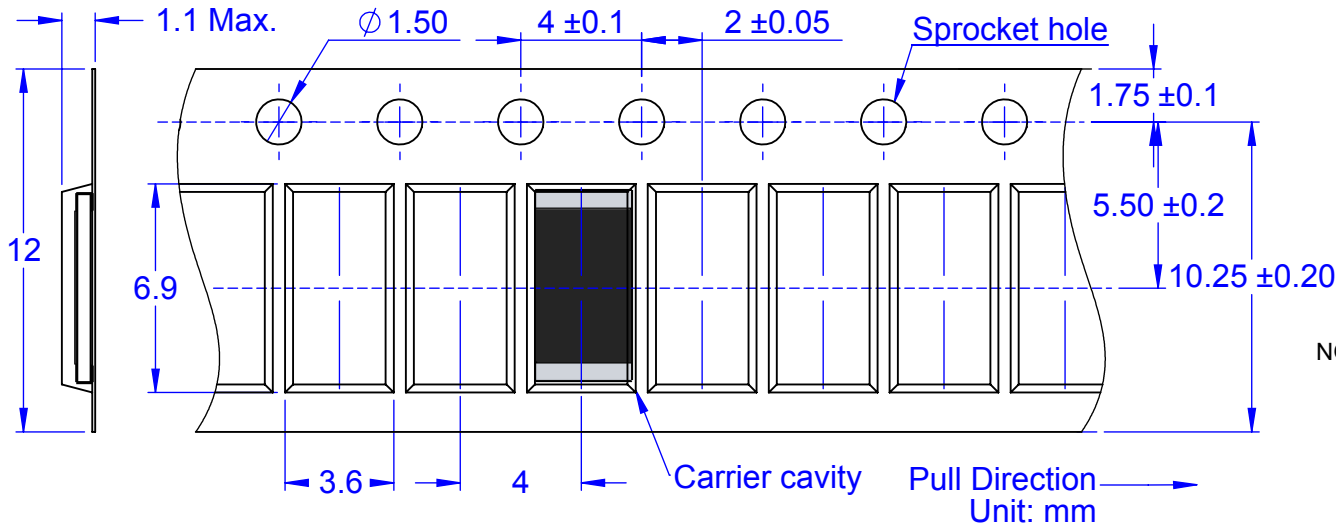
1. DIMENSIONS IN mm.
2. TERMINATION: Tin (Sn).
3. Pb-FREE AND HALOGEN FREE.



MODEL

APPROVALS	DATE	TopLine®			
DRAWN T. Au	08/03/12				
ENG M. Hart	08/03/12	TITLE SR2512 SMT RESISTOR			
MFG		SCALE	SIZE A	DRAWING NO. 122511	REV A
QA					
CUST		DO NOT SCALE DRAWING			SHEET 1 OF 2
REVISED					

W12P4 CARRIER TAPE DIMENSION



PART NUMBER SYSTEM

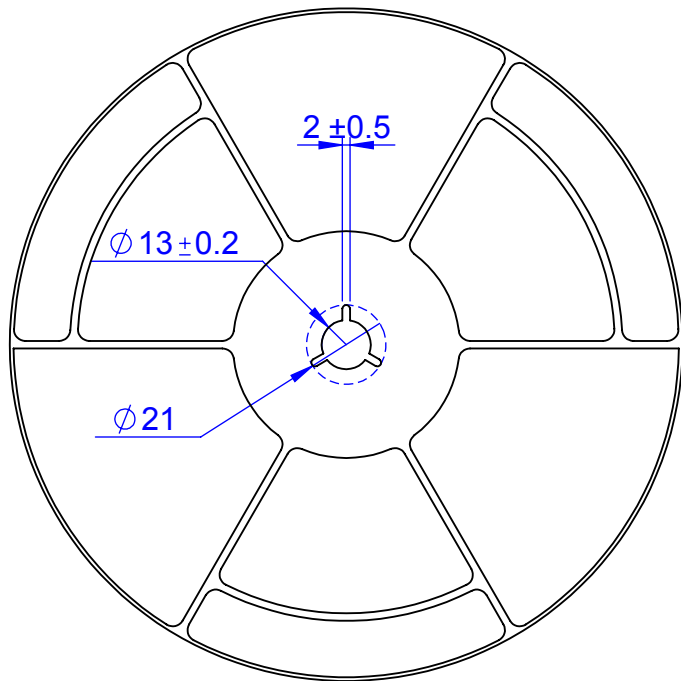
SR 2512 E7A - ZERO - TIN

RESISTOR PACK CODE < 50m Ω

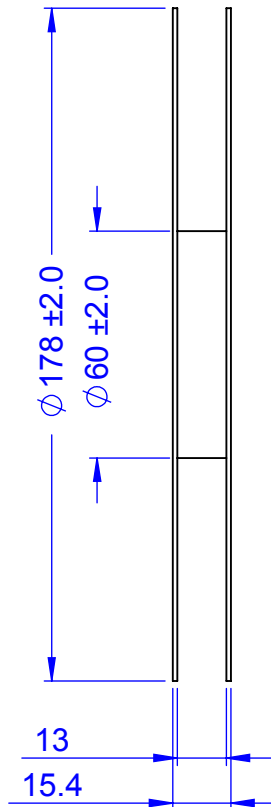
SIZE CODE TERMINATION Sn (TIN)

6.3 x 3.2mm

NOTE: For dummy resistor replace ZERO with blank



REEL DIMENSIONS



*CODE	QTY	PACKAGE
E7A	4,000	REEL
E4A	250	REEL

APPROVALS	DATE	TopLine®			
DRAWN T. Au	08/03/12	TITLE SR2512 SMT RESISTOR			
ENG M. Hart	08/03/12				
MFG		SCALE	SIZE A	DRAWING NO. 122511	REV A
QA					
CUST		DO NOT SCALE DRAWING			SHEET 2 OF 2
REVISED					