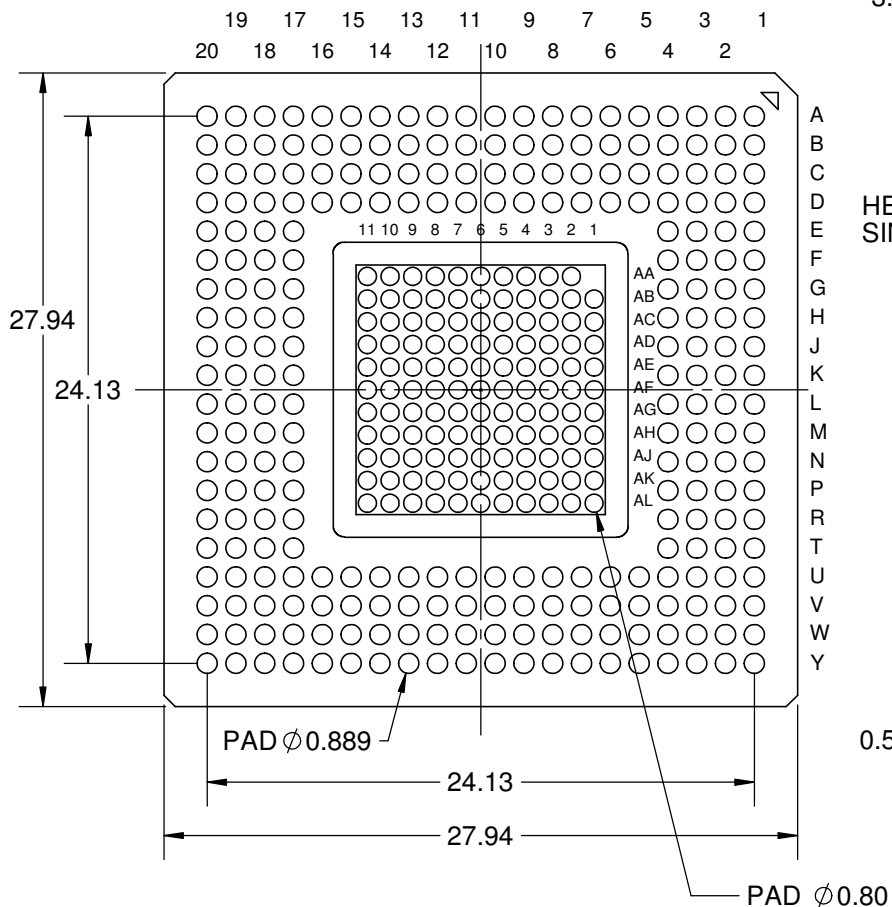
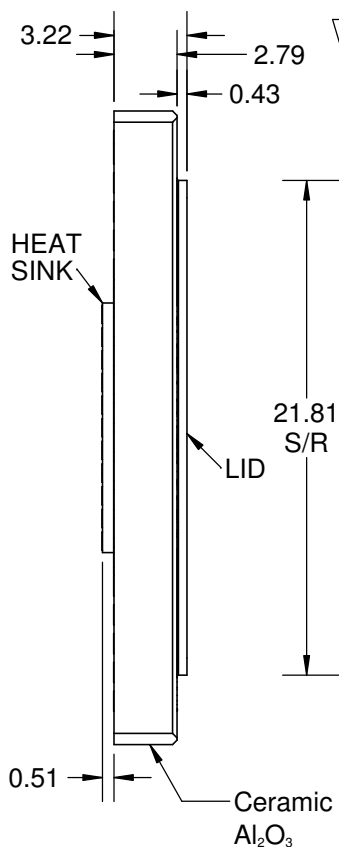


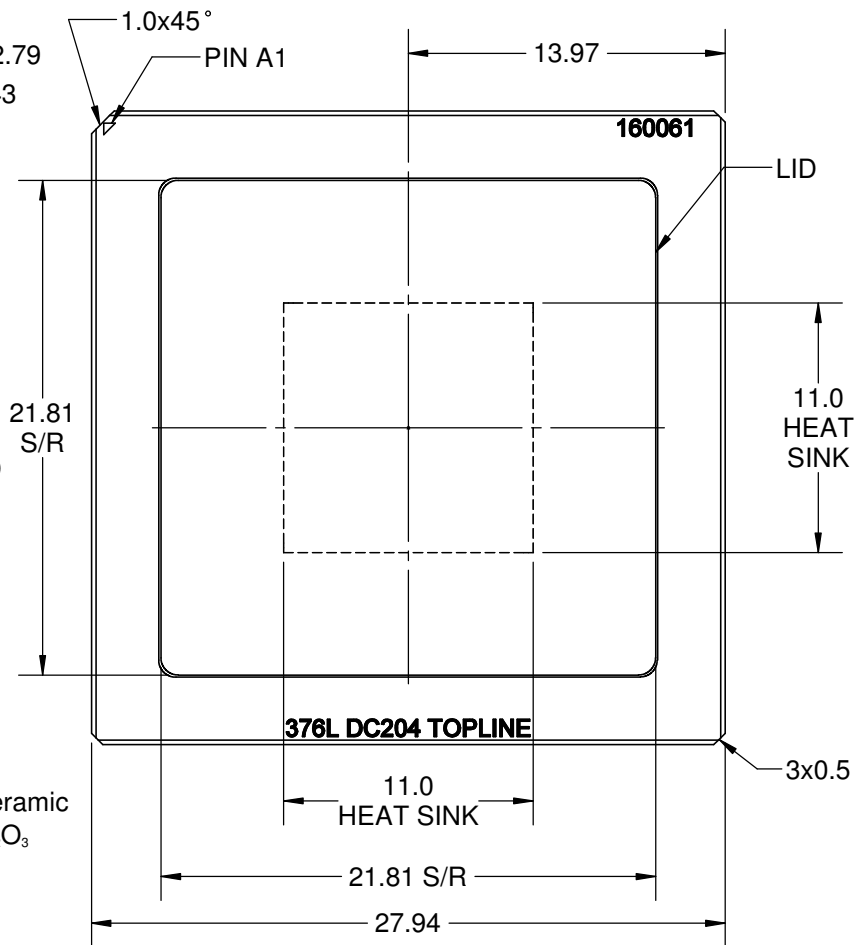
BOTTOM VIEW



SIDE VIEW



TOP VIEW



NOTES:

1. PLATING TOP
ELECTROLESS Ni 3.20~8.89 μm (125~350 micro-inch).
ELECTROLESS Au 1.5 μm Min (60 micro-inch).
2. PLATING BOTTOM
ELECTROLESS Ni 3.20~8.89 μm (125~350 micro-inch).
ELECTROLESS Au 0.25 μm Max (10 micro-inch).

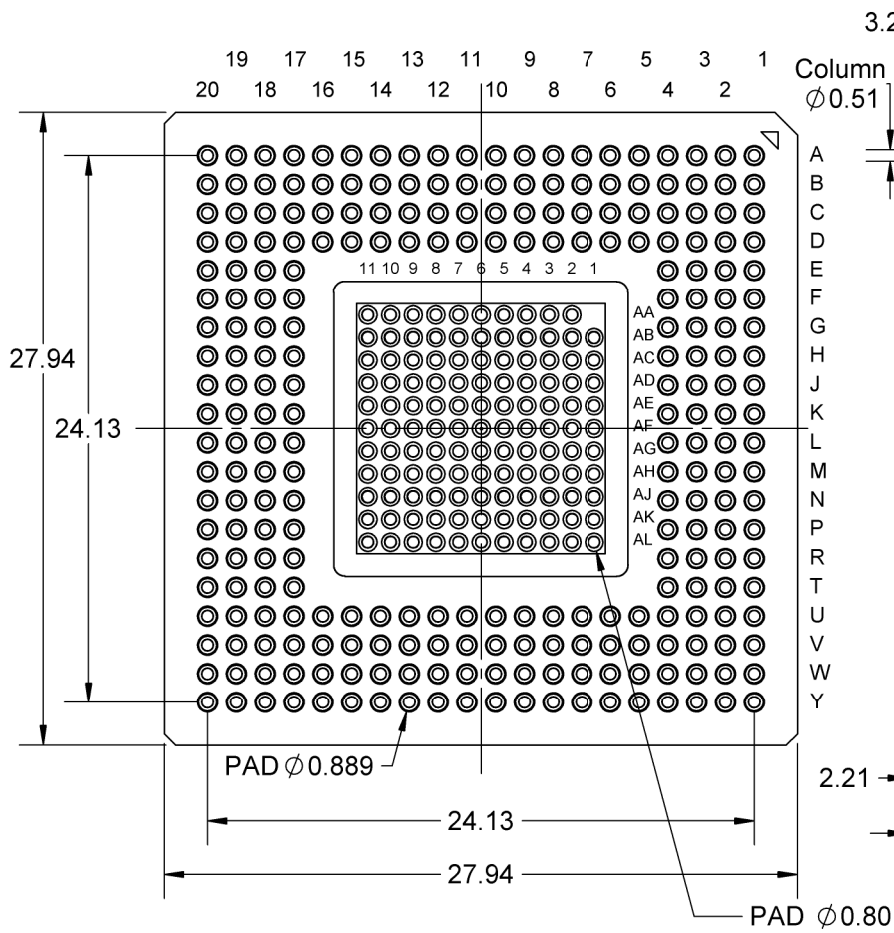
Notes: (Unless Otherwise Specified).

- 1) DIMENSIONS ARE IN mm.
- 2) SHOWN WITHOUT COLUMNS.
- 3) LID SIZE 19.81mm X 19.81mm.
- 4) PART NUMBER CLGA376-DC204D.

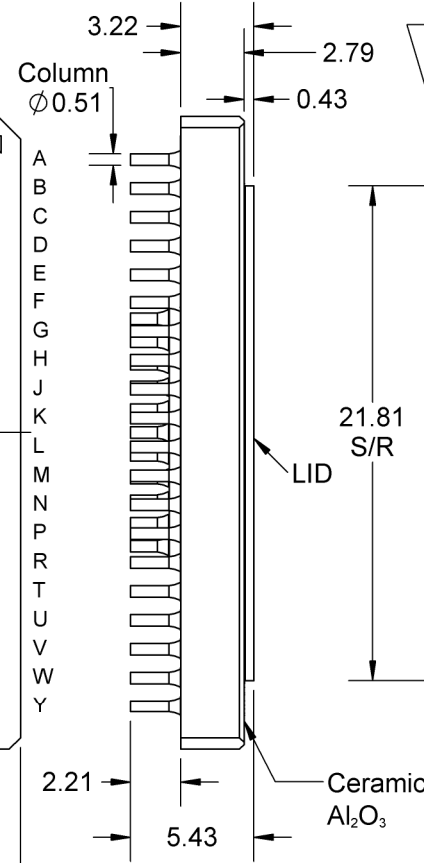
PART NUMBER OPTIONS			
PART NUMBER	DUMMY DIE	SOLDER PIN	LID
CLGA376-DC204D	YES	NONE	YES
CCGA376A-DC204D	YES	Pb90/Sn10	YES

APPROVALS	DATE	TopLine®			
DRAWN T.Au	1/3/2018				
ENG M. Hart	1/3/2018	TITLE CCGA376A-DC204D DUMMY COLUMN GRID ARRAY			
MFG		SCALE 3:1	SIZE A	DRAWING NO. 160061	REV A
QA		DO NOT SCALE DRAWING			SHEET 1 OF 7
CUST					
REVISED					

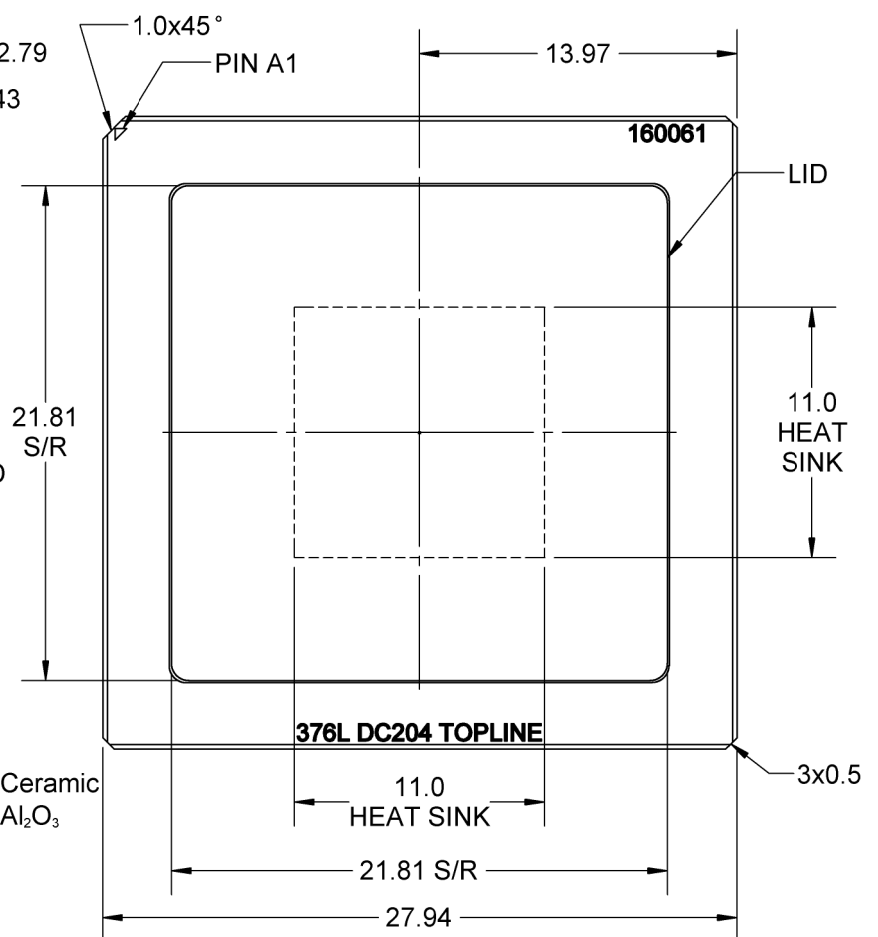
BOTTOM VIEW



SIDE VIEW



TOP VIEW



NOTES:

1. PLATING TOP
ELECTROLESS Ni 3.20~8.89 μm (125~350 micro-inch).
ELECTROLESS Au 1.5μm Min (60 micro-inch).
2. PLATING BOTTOM
ELECTROLESS Ni 3.20~8.89 μm (125~350 micro-inch).
ELECTROLESS Au 0.25μm Max (10 micro-inch).

Pb90/Sn10
WIRE COLUMNS



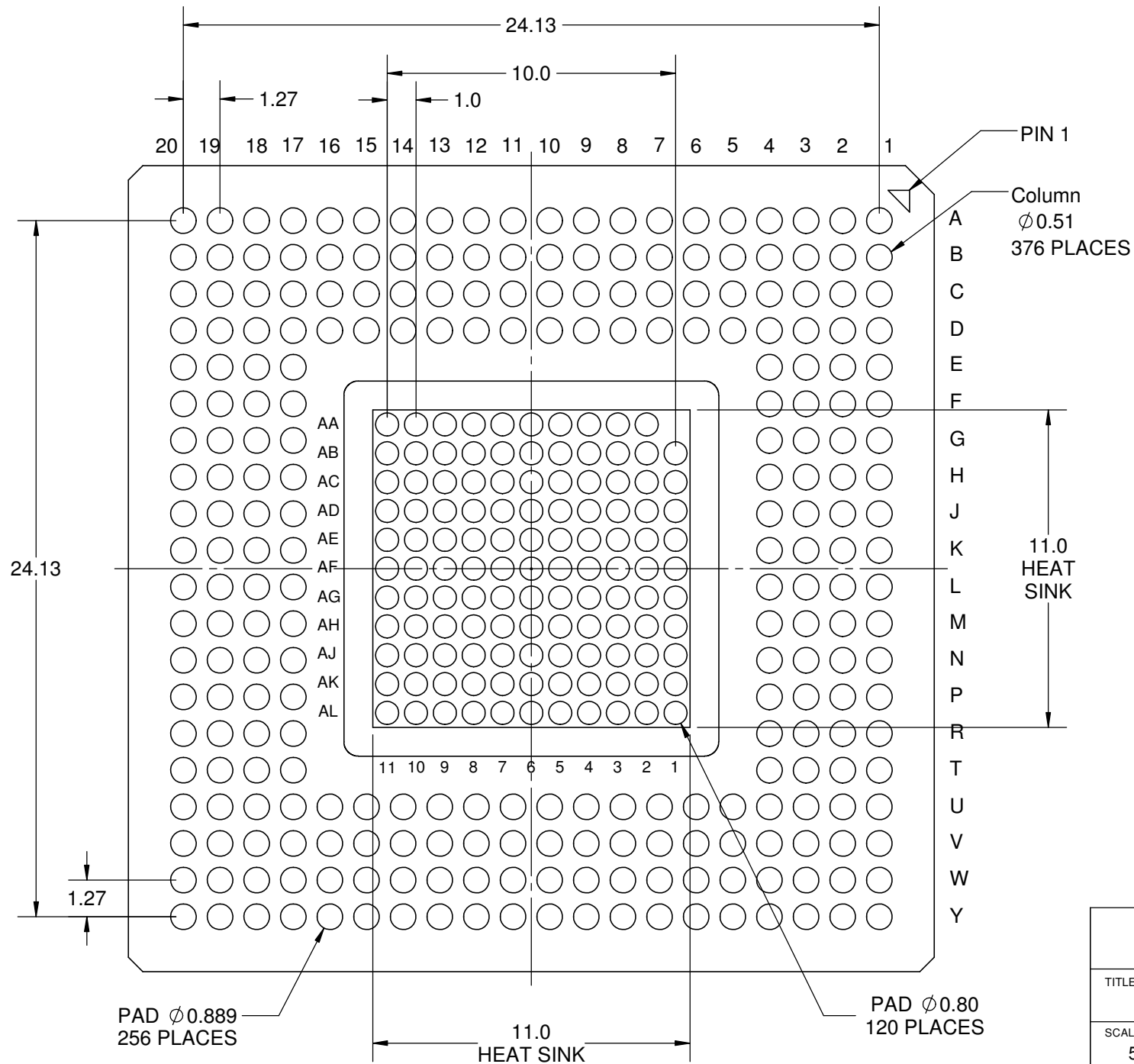
Notes: (Unless Otherwise Specified).

- 1) DIMENSIONS ARE IN mm.
- 2) SHOWN WITH COLUMNS.
- 3) LID SIZE 19.81mm X 19.81mm.
- 4) PART NUMBER CCGA376A-DC204D.

PART NUMBER OPTIONS			
PART NUMBER	DUMMY DIE	SOLDER PIN	LID
CLGA376-DC204D	YES	NONE	YES
CCGA376A-DC204D	YES	Pb90/Sn10	YES

TopLine®			
TITLE CCGA376A-DC204D DUMMY COLUMN GRID ARRAY			
SCALE 3:1	SIZE A	DRAWING NO. 160061	REV A
DO NOT SCALE DRAWING			SHEET 2 OF 7

PAD DETAIL



TopLine[®]

TITLE CCGA376A-DC204D
DUMMY COLUMN GRID ARRAY


SCALE	SIZE	DRAWING NO.	REV
5:1	A	160061	A

DO NOT SCALE DRAWING


SHEET 3 OF 7

DAISY CHAIN PATTERN

COLUMN (PAD) VIEW



BOTTOM X-RAY VIEWED FROM TOP



NOTES:

1. DAISY CHAIN PAIRS CONNECTED AROUND FOUR PERIMETER ROWS.
2. CENTER PADS 11x11 MATRIX FULL BUS. ALL PADS CONNECTED TO GROUND.

TopLine[®]

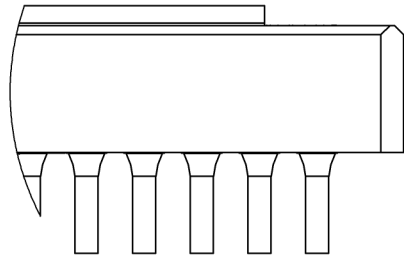
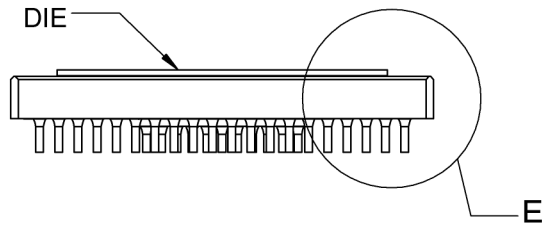
TITLE CCGA376A-DC204D
DUMMY COLUMN GRID ARRAY

SCALE 4:1	SIZE A	DRAWING NO. 160061	REV A
--------------	-----------	-----------------------	----------

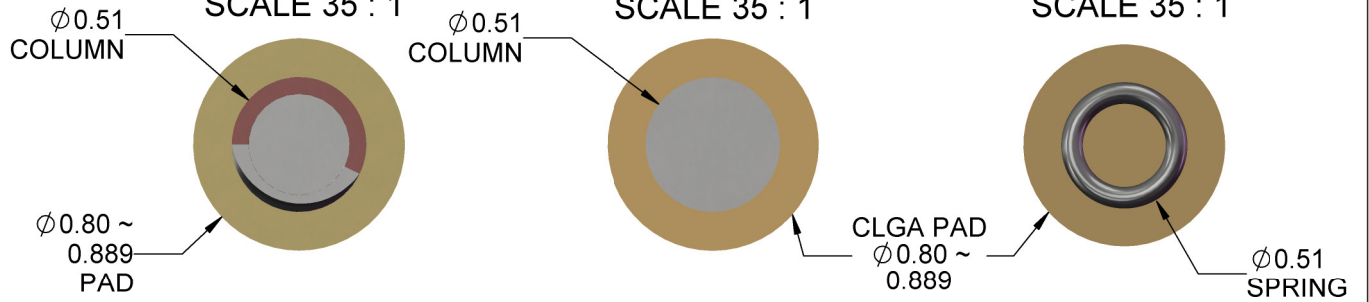
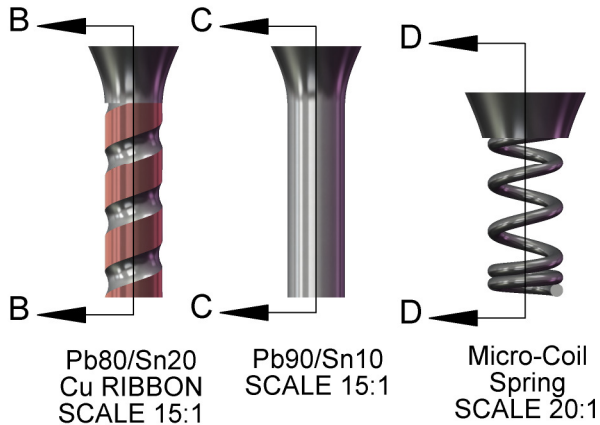
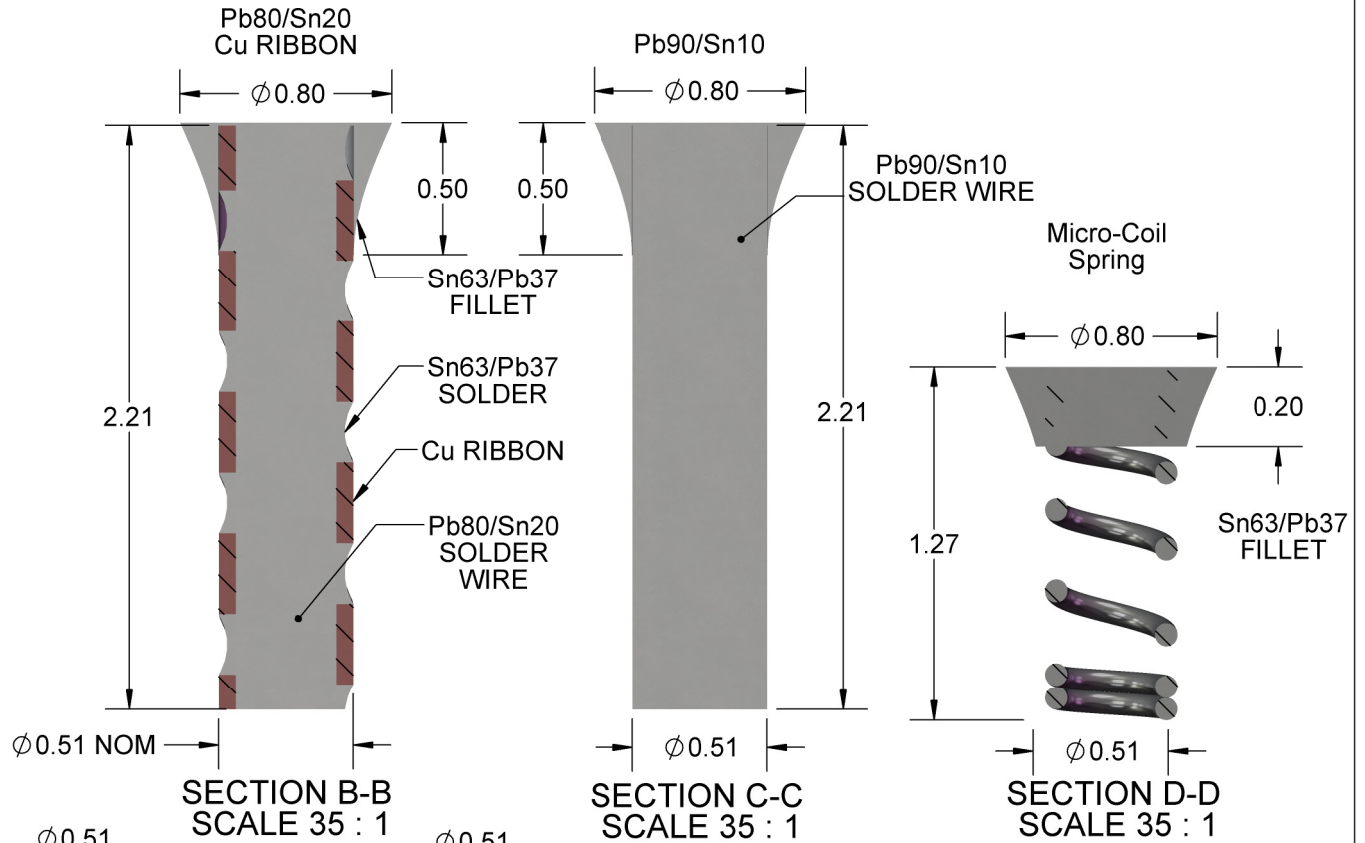
DO NOT SCALE DRAWING

SHEET 4 OF 7

SOLDER PIN OPTIONS



DETAIL E
SCALE 6 : 1



TopLine[®]

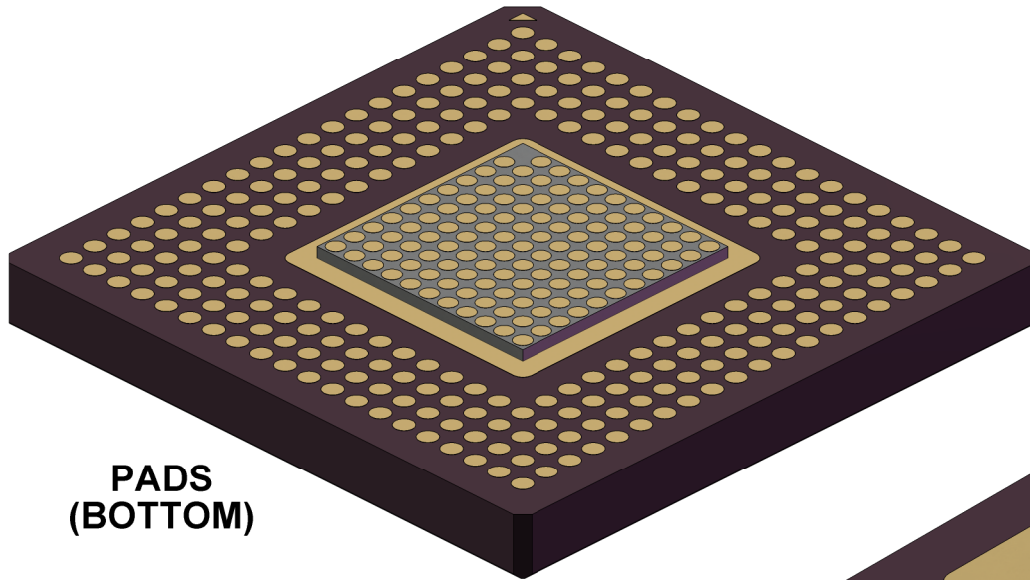
TITLE CCGA376A-DC204D
DUMMY COLUMN GRID ARRAY

SCALE 2:1	SIZE A	DRAWING NO. 160061	REV A
--------------	-----------	-----------------------	----------


DO NOT SCALE DRAWING

SHEET 5 OF 7

**MODEL
CLGA376-DC204D
WITHOUT COLUMNS**



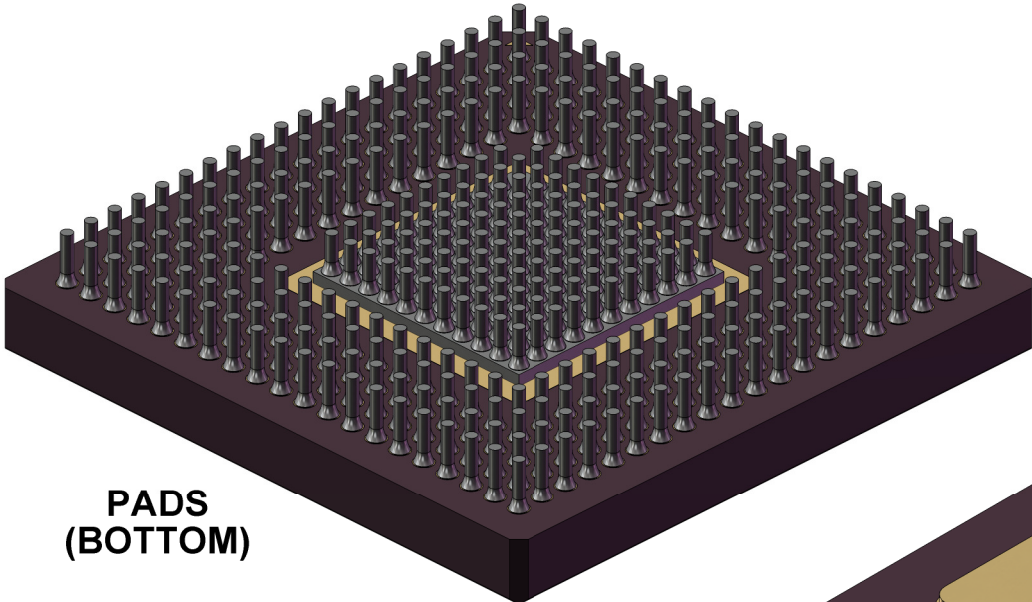
**PADS
(BOTTOM)**




TOP

TopLine®			
TITLE CCGA376A-DC204D DUMMY COLUMN GRID ARRAY			
SCALE 3:1	SIZE A	DRAWING NO. 160061	REV A
DO NOT SCALE DRAWING			SHEET 6 OF 7

MODEL
CCGA376A-DC204D
WITH COLUMNS
Pb90/Sn10



PADS
(BOTTOM)



TOP

TopLine [®]			
TITLE CCGA376A-DC204D DUMMY COLUMN GRID ARRAY			
SCALE 3:1	SIZE A	DRAWING NO. 160061	REV A
DO NOT SCALE DRAWING			SHEET 7 OF 7