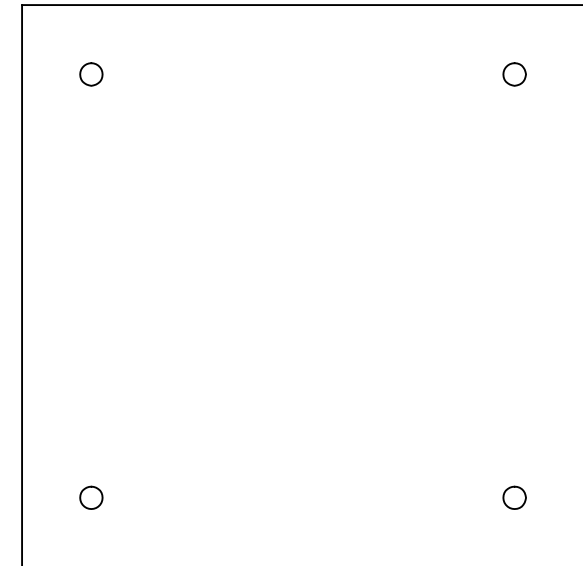
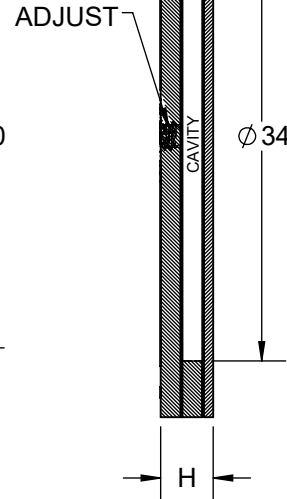
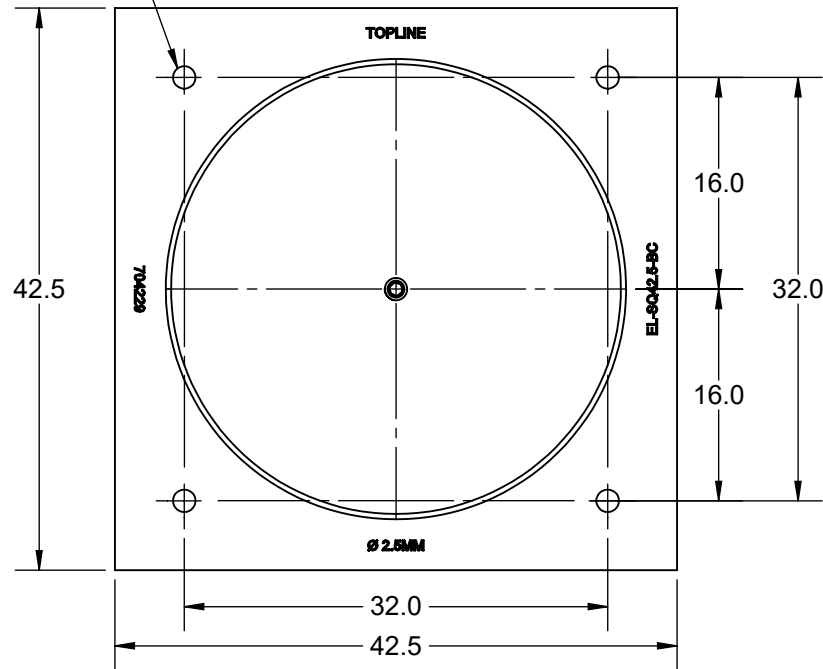


STYLE FS
SCREW HOLE
OPTIONAL

TOP

SIDE

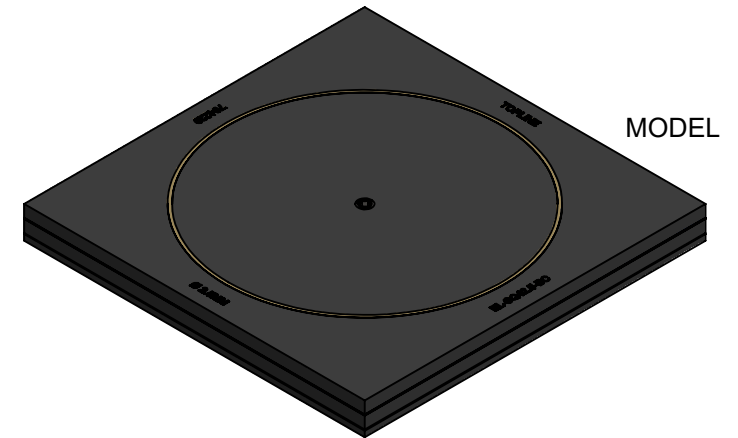
BOTTOM
(NOTE 2)



SCREW OPTIONAL

DIMENSION AND WEIGHT (MASS) TABLE

H HEIGHT ±0.5 mm	PCB MASS	TUNGSTEN BALLS IN CAVITY				Total PID MASS	SCREW ADJUST	SCREW HEX HEAD
		Ø DIA	Per Ball	QTY	Mass			
5.0mm	160g	2.3mm	0.102g	~160	16g	29g	6-32	1/16
7.5mm	180g	2.5mm	0.143g	~132	18g	40g	6-32	1/16
8.0mm	220g	3.0mm	0.248g	~92	22g	45g	8-32	5/64
9.0mm	290g	4.0mm	0.587g	~50	29g	56g	10-32	3/32
13mm	360g	5.0mm	1.146g	~32	36g	76g	1/4-28	1/8



NOTES: (Unless Otherwise Specified).

1) DIMENSIONS mm

APPLICATION NOTES:

Contact TopLine for help to select the best PID for your application.

NOTES 2 MOUNTING STYLE

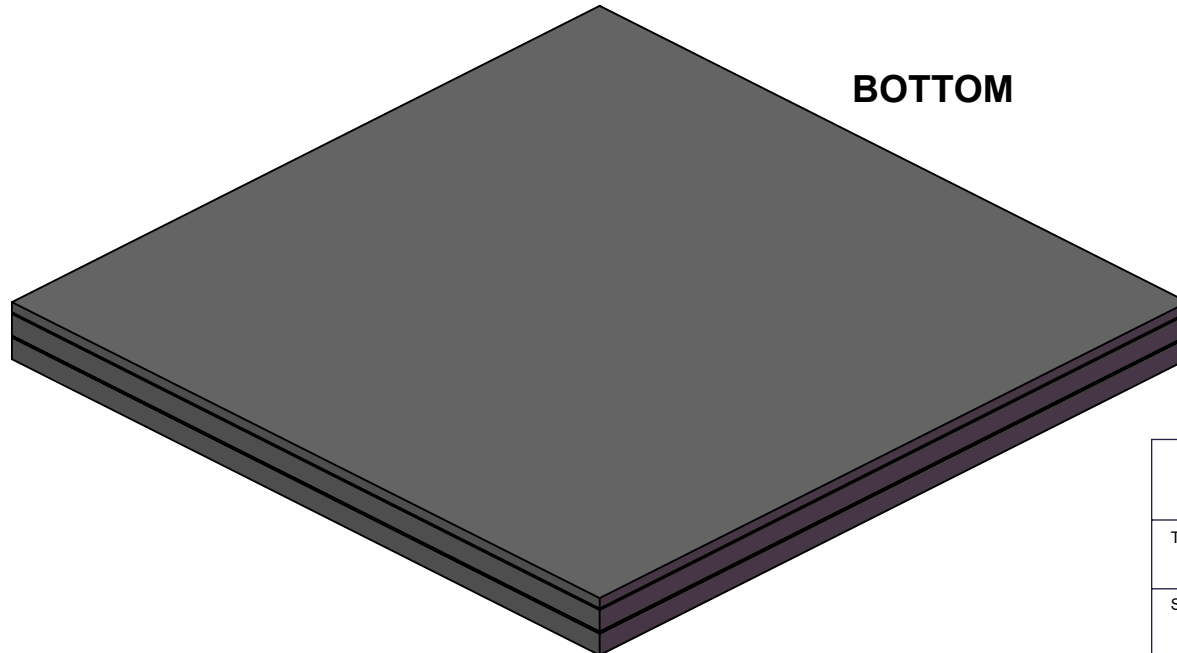
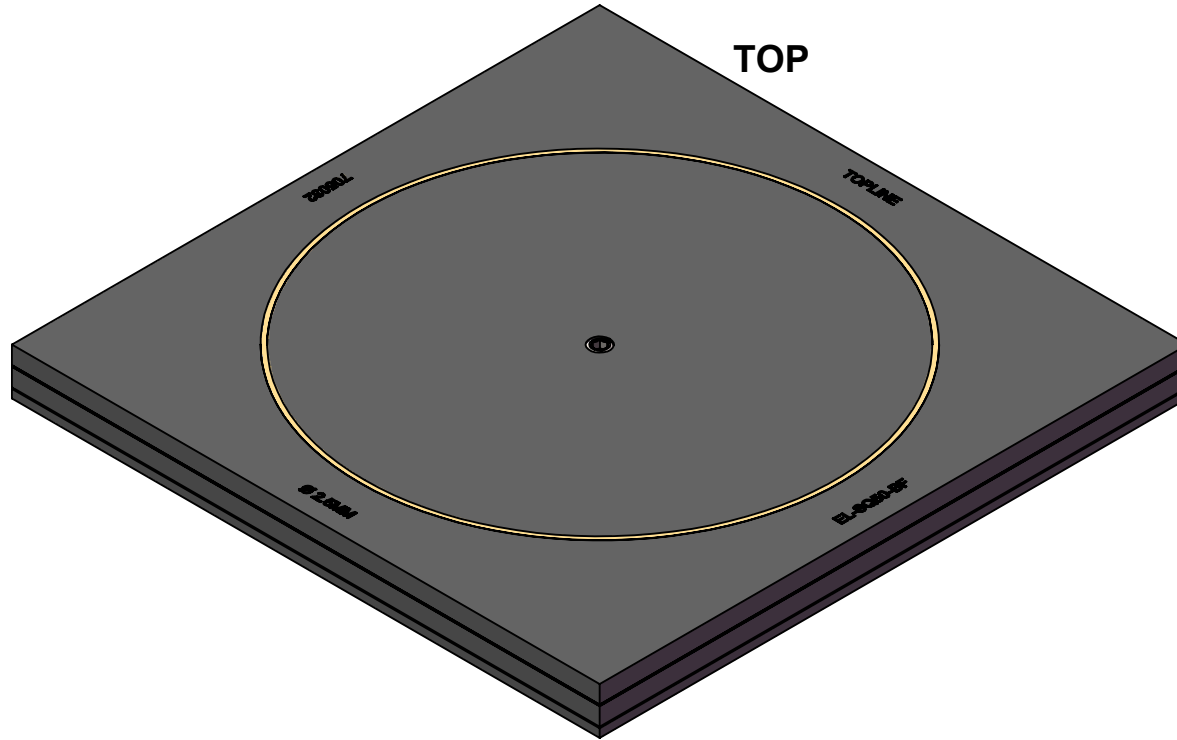
2= SCREW (FS)

3= ADHESIVE (FA)

PATENTS THAT MAY APPLY ON PAGE 4

APPROVALS	DATE	TopLine®			
DRAWN T. Au	7/5/2021				
ENG M. Hart	7/5/2021	TITLE EL-SQ42.5-BC PID VIBRATION DAMPER			
MFG		SCALE 2.5:1	SIZE A	DRAWING NO. 704229	REV A
QA		DO NOT SCALE DRAWING		SHEET 1 OF 4	
CUST					
REVISED					

MODELS



BOTTOM

**STYLE FA
ADHESIVE
(GLUE)**

TopLine[®]			
TITLE		EL-SQ42.5-BC PID VIBRATION DAMPER	
SCALE	SIZE	DRAWING NO.	REV
2.5:1	A	704229	A
DO NOT SCALE DRAWING			SHEET 2 OF 4

PART NUMBER SYSTEM

<u>F</u>	<u>A</u>	<u>18</u>	<u>SQ</u>	<u>42.5X</u>	<u>7.5</u>	<u>A</u>
Series	Mounting on PCB	Tungsten Payload Grams (Mins.)	Shape	X/Y Size	Height	Version/Option
Filled F = FR4 Case A = AI Case Empty E = FR4 Case L = AI Case	Mounting Style A = Adhesive S = Screw Fastener	Code • Grams 16 = 16gm 18 = 18gm 22 = 22gm 29 = 29gm 36 = 36gm Other Mass Available	Code • Shape SQ = Square R = Rectangle C = Cylindrical T = Toroid Z = Custom	Code Size 42.5X = 42.5mm SQ Other Sizes Available	Code Height 5.0 = 5.0mm 7.5 = 7.5mm 8.0 = 8.0mm 9.0 = 9.0mm 13 = 13mm Other Sizes Available	Code Version A Standard Other Version Available

ORDER NUMBER

<u>1</u>	<u>3</u>	<u>018</u>	<u>2</u>
DESCRIPTION	Mount syle	Mass (gram) 9 = Decimal	Option Code
<u>Code • Description</u> 1 = Filled PID 5 = Eng Dev Kit 7 = Empty Pkg	<u>Code • Description</u> 2 = Screw (S) 3 = Glue (A) 9 = Custom 0 = Master DWG	<u>Code • Grams</u> 016 = 16gm 018 = 18gm 022 = 22gm 029 = 29gm 036 = 36gm	1 Version A 2 Version B 3 Version C ... 9 Version J

TopLine®			
TITLE EL-SQ42.5-BC PID VIBRATION DAMPER			
SCALE NONE	SIZE A	DRAWING NO. 704229	REV A
DO NOT SCALE DRAWING		SHEET 3 OF 4	

U.S. PATENTS PARTICLE IMPACT DAMPERS

	U.S. PATENT NBR	GRANTED	TITLE
1	9,521,753	2016	Vibration damping circuit board assembly
2	10,041,558	2018	Tunable apparatus for adjusting effective performance of particle impact damper
3	10,021,779	2018	Quick response particle damper for printed circuit boards and planar surfaces
4	D842351	2019	Toroidal shaped particle impact damper
5	10,704,639	2020	Unidirectional particle damper for printed circuit boards and planar surfaces

U.S. PATENTS REGISTERED TRADEMARKS

REGISTRATION	GRANTED	MARK	GOODS & SERVICES
5,469,015	2018	Inspired by Gravity®	Class 9. Electronic components namely particle impact dampers for attenuating vibration in printed circuit boards and mechanical assemblies

TopLine®

TITLE
EL-SQ42.5-BC
PID VIBRATION DAMPER

SCALE NONE	SIZE A	DRAWING NO. 704229	REV A
---------------	-----------	-----------------------	----------

DO NOT SCALE DRAWING

SHEET 4 OF 4