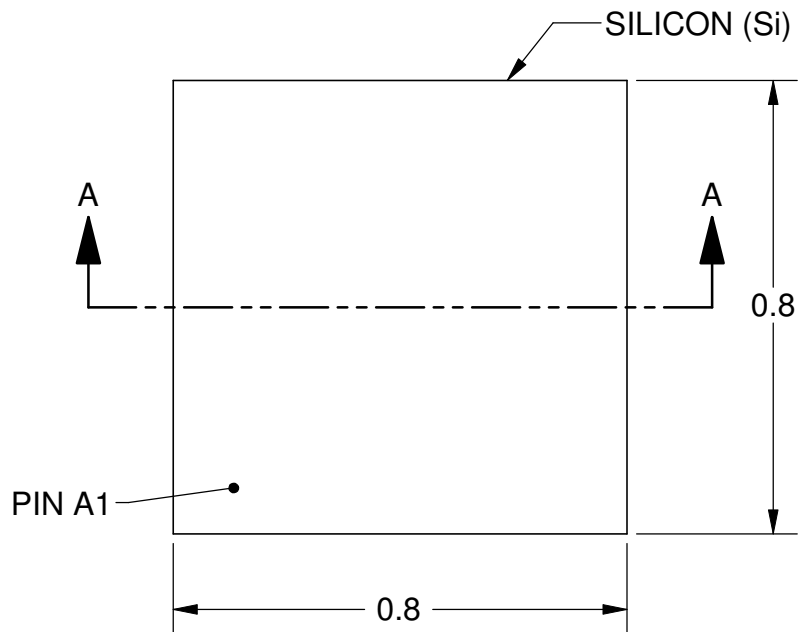
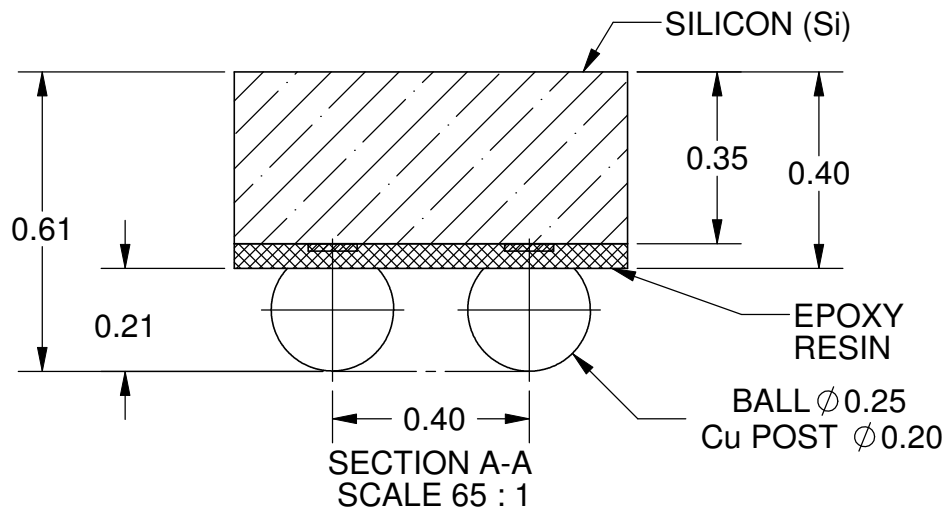
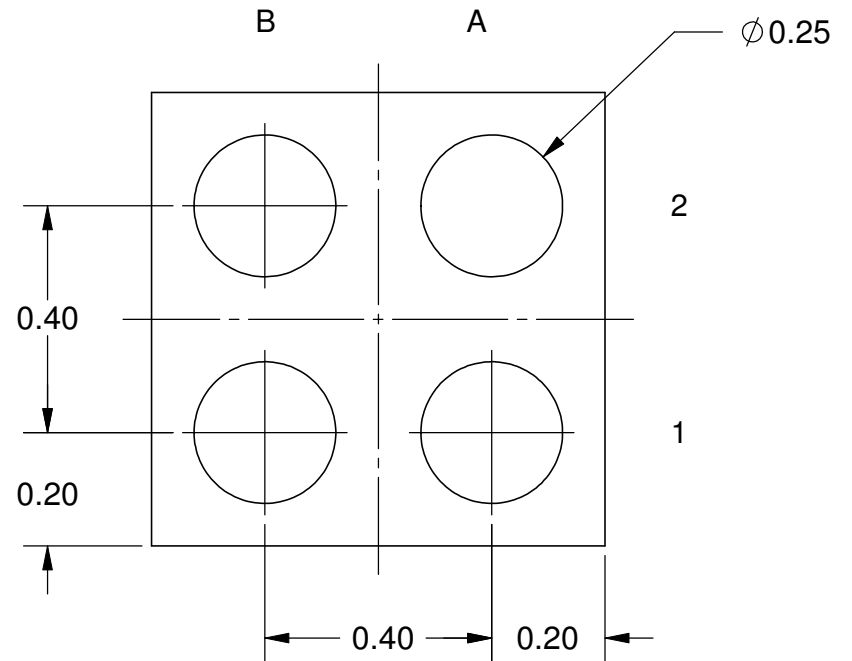


TOP VIEW



BALL VIEW



Notes: (Unless Otherwise Specified).

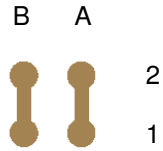
- 1) ALL DIMENSIONS ARE IN MM.
- 2) SOLDER BALL ALLOY:
STANDARD: SAC305 (Sn96.5/Ag3.0/Cu0.5).
SPECIAL: LF35 (Sn98.3/Ag1.2/Cu0.5).
- 3) BALL DIAMETER (BEFORE REFLOW): 0.25mm.
- 4) NON-SOLDER MASK DEFINED PAD.
- 5) PAD Cu DIAMETER: 0.20mm.
- 6) SUBSTRATE MATERIAL: Si (SILICON).
- 7) DAISY CHAIN PATTERN (SEE PAGE 2).

PART NUMBER TABLE				
PART NUMBER	BALL ALLOY	Pb-FREE	RoHS	Si DIE
WLP4T.4C-DC022D	Sn96.5/Ag3.0/Cu0.5	YES	YES	YES
WLP4T.4C1-DC022D	Sn98.3/Ag1.2/Cu0.5	YES	YES	YES

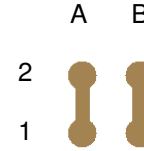
TOLERANCE UNLESS NOTED X.X +/- 0.3 X.XX +/- 0.03 X.XXX +/- 0.003 ANGLES +/- 0.5° ALL DIMENSIONS IN <input type="checkbox"/> INCHES <input checked="" type="checkbox"/> MILLIMETERS		APPROVALS DRAWN J. Hines ENG MFG QA CUST REVISED	DATE 1/15/2011				
				TITLE WLP4T.4C-DC022D 4-BALL P=0.4mm (TEG0408)			
THIRD ANGLE PROJECTION 		SCALE 75:1	SIZE A	DRAWING NO. 540222	REV A		
				DO NOT SCALE DRAWING			
				SHEET 1 OF 2			

DAISY CHAIN PATTERN

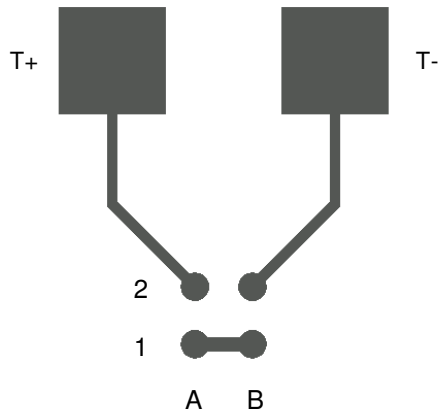
BALL VIEW



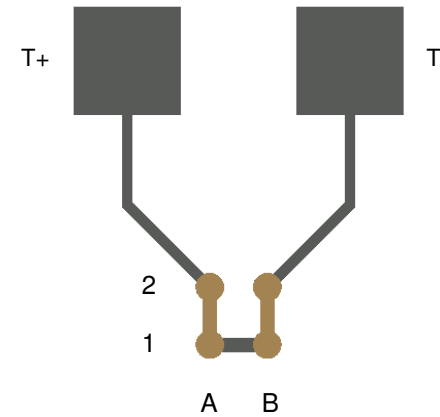
BOTTOM SIDE
(TOP X-RAY VIEW)



TOP VIEW



AFTER MOUNTING
TO TEST BOARD
(TOP X-RAY VIEW)



TEST VEHICLE BOARD

Notes:

- 1) PCB BOARD DIMENSIONS ARE PRESENTED ONLY AS A GUIDELINE. DESIGNERS SHOULD USE THEIR OWN EXPERIENCE WHEN DESIGNING PCB.
- 2) PCB Cu BALL PAD DIAMETER 0.20mm (7.8mil).
- 3) PCB DAISY CHAIN TRACING LINE WIDTH 0.10mm (3.9mil).

TopLine [®]			
TITLE WLP4T.4C-DC022D 4-BALL P=0.4mm (TEG0408)			
SCALE 19:1	SIZE A	DRAWING NO. 540222	REV A
DO NOT SCALE DRAWING		SHEET 2 OF 2	