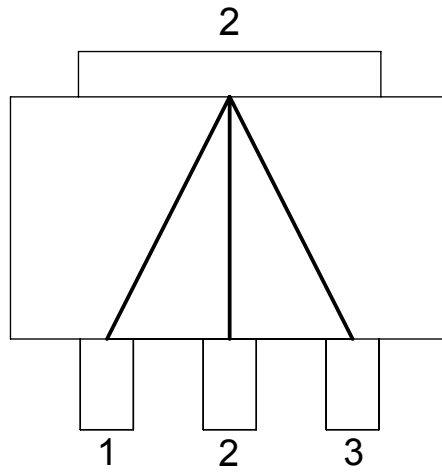
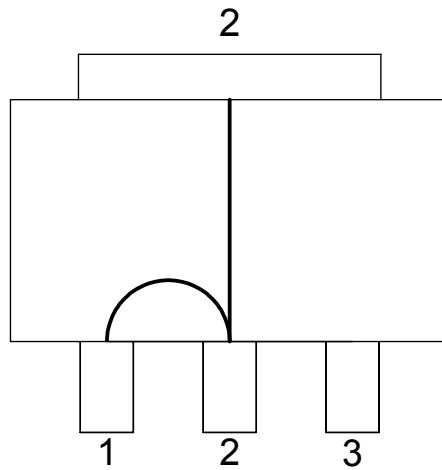


**DAISY CHAIN**  
**SOT223 (3L)**  
 Viewed from top



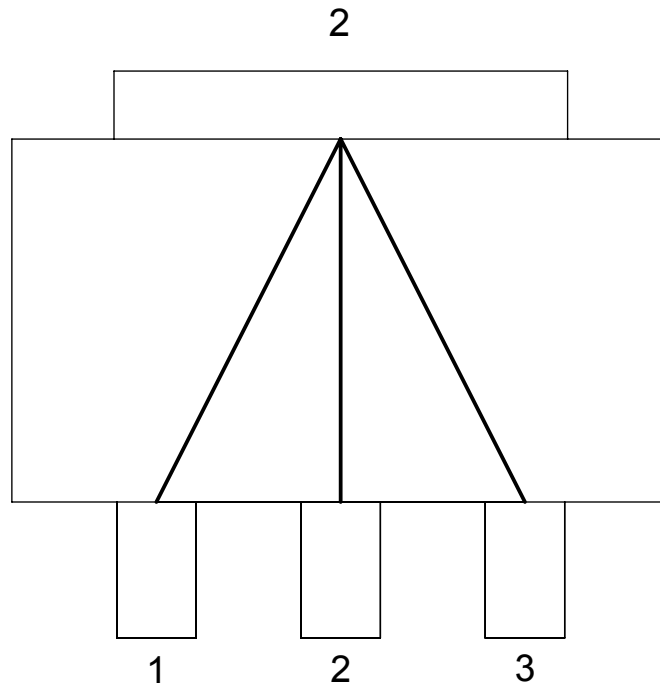
SOT223 - DC123  
 124123



SOT223 - DC124  
 124124

APPROVALS	DATE	<b>TopLine®</b>			
DRAWN T. Au	08/25/12				
ENG M. Hart	08/25/12	TITLE DAISY CHAIN SOT223 (3-L)			
MFG		SCALE	SIZE A	DRAWING NO. 121022	REV A
QA					
CUST					
REVISED		DO NOT SCALE DRAWING			SHEET 1 OF 3

**SOT223 - DC123**  
**DAISY CHAIN**  
 Viewed from top



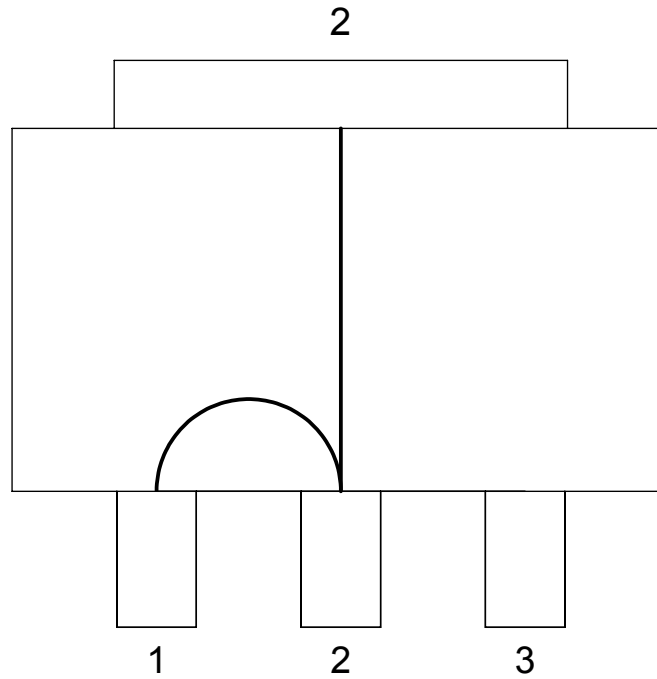
DAISY CHAIN NET LIST
PINS
1 ~ 2 ~ 3

**NOTES:**

1. DAISY CHAIN WIRE BONDED TO INTERNAL PADS.
2. SEE NET LIST FOR CONNECTIONS BETWEEN PINS.
3. DRAWING NOT TO SCALE.

APPROVALS	DATE	<b>TopLine®</b>			
DRAWN T. Au	08/25/12				
ENG M. Hart	08/25/12	TITLE SOT223 (3L) DAISY CHAIN			
MFG		SCALE	SIZE	DRAWING NO.	REV
QA			A	124123	A
CUST		DO NOT SCALE DRAWING			SHEET 2 OF 3
REVISED					

**SOT223 - DC124**  
**DAISY CHAIN**  
 Viewed from top



DAISY CHAIN NET LIST
PINS
1 ~ 2

**NOTES:**

1. DAISY CHAIN WIRE BONDED TO INTERNAL PADS.
2. SEE NET LIST FOR CONNECTIONS BETWEEN PINS.
3. DRAWING NOT TO SCALE.

APPROVALS	DATE	<b>TopLine<sup>®</sup></b>			
DRAWN T. Au	08/25/12				
ENG M. Hart	08/25/12	TITLE SOT223 (3L) DAISY CHAIN			
MFG		SCALE	SIZE	DRAWING NO.	REV
QA			A	124124	A
CUST		DO NOT SCALE DRAWING			SHEET 3 OF 3
REVISED					