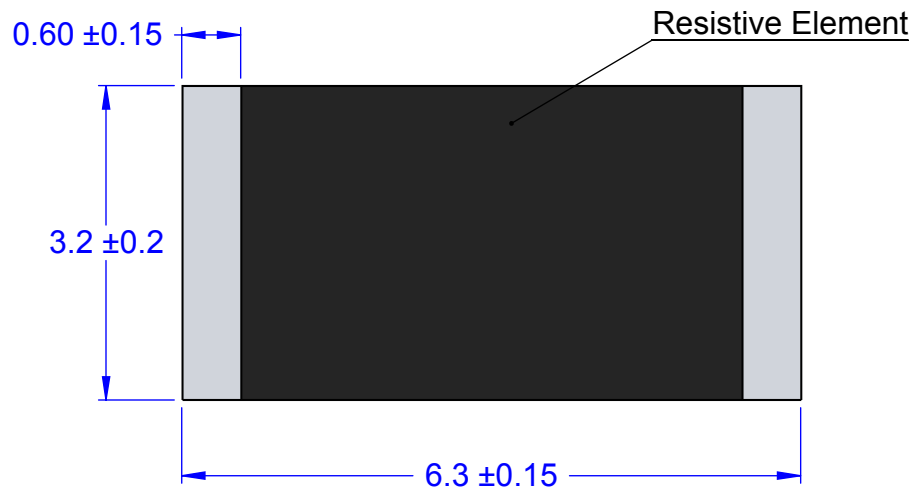
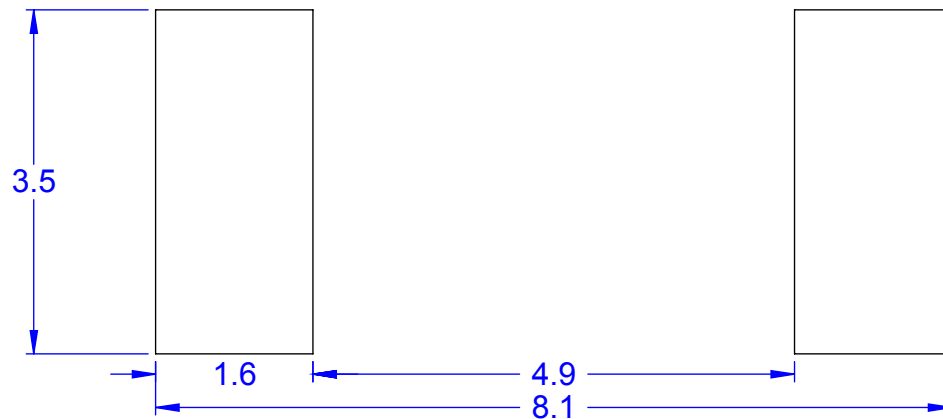


TOP VIEW

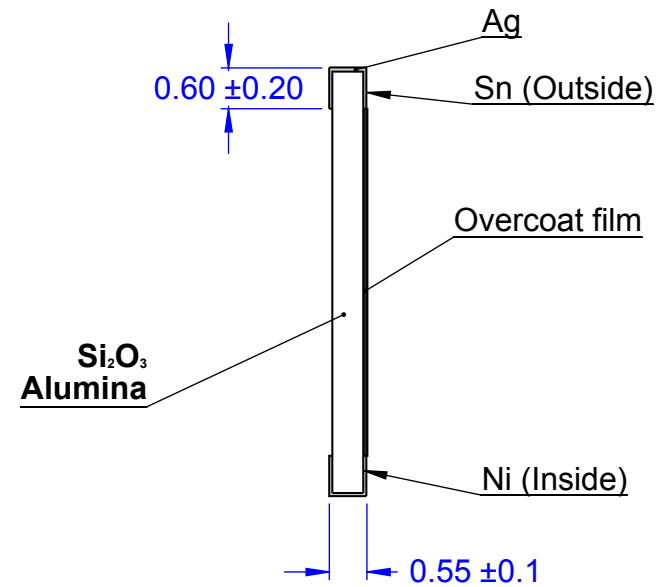


RECOMMENDED PCB PATTERN



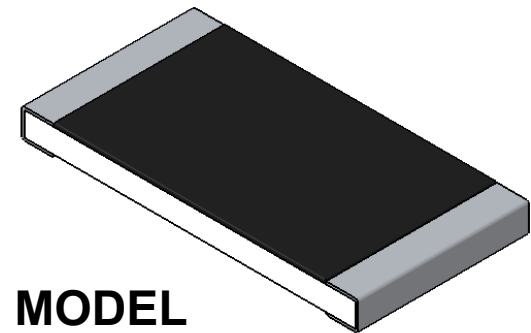
PCB DIMENSIONS ARE PRESENTED ONLY AS A GUIDELINE. DESIGNERS SHOULD USE THEIR OWN KNOWLEDGE BASE WHEN DESIGNING THE PCB.

STRUCTURE



NOTES Current Rating 2A @ 200WVDC:

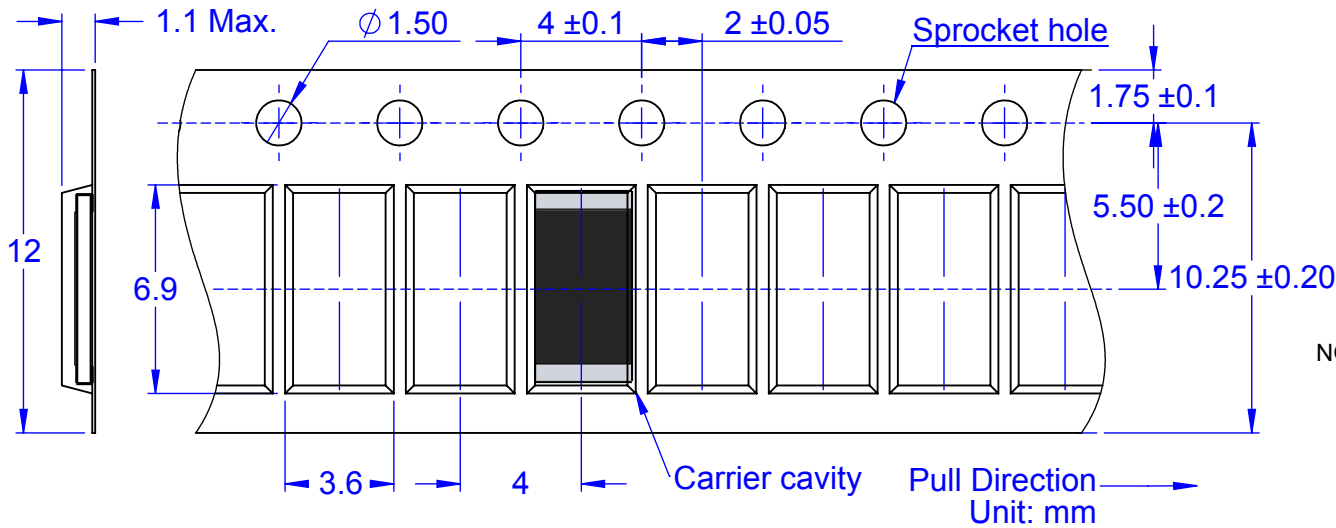
1. DIMENSIONS IN mm.
2. TERMINATION: Tin (Sn).
3. Pb-FREE AND HALOGEN FREE.



MODEL

APPROVALS	DATE	TopLine®			
DRAWN T. Au	08/03/12				
ENG M. Hart	08/03/12	TITLE SR2512 SMT RESISTOR			
MFG		SCALE	SIZE A	DRAWING NO. 122511	REV A
QA					
CUST		DO NOT SCALE DRAWING			SHEET 1 OF 2
REVISED					

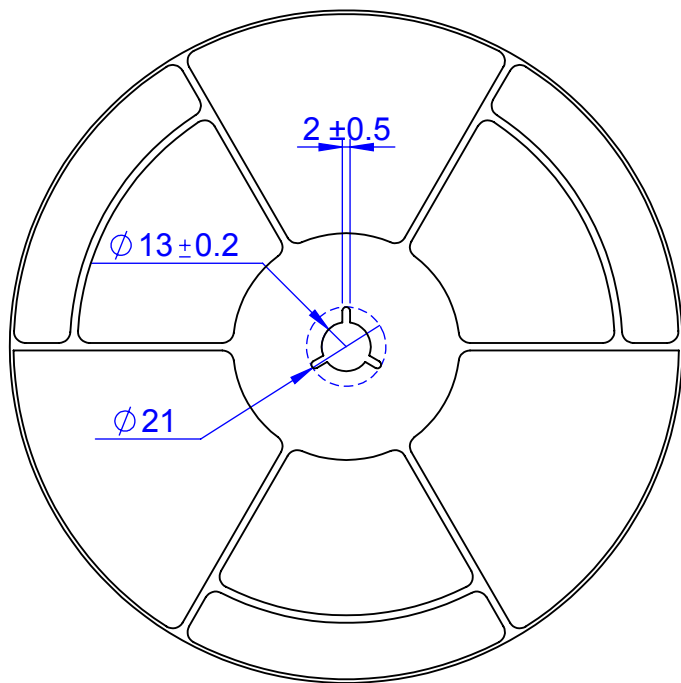
W12P4 CARRIER TAPE DIMENSION



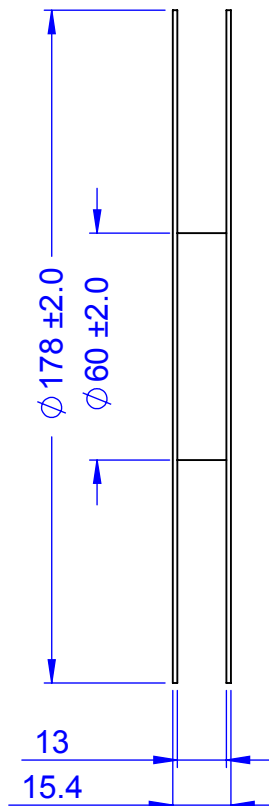
PART NUMBER SYSTEM

SR	2512	E7A	- ZERO	- T
RESISTOR	SIZE CODE 6.3 x 3.2mm	PACK CODE < 50mΩ	TERMINATION Sn (TIN)	

NOTE: For dummy resistor replace ZERO with blank



REEL DIMENSIONS



*CODE	QTY	PACKAGE
E7A	4,000	REEL
E4A	250	REEL

APPROVALS	DATE	TopLine®			
DRAWN T. Au	08/03/12				
ENG M. Hart	08/03/12	TITLE SR2512 SMT RESISTOR			
MFG		SCALE	SIZE A	DRAWING NO.	REV
QA				122511	A
CUST		DO NOT SCALE DRAWING			SHEET 2 OF 2
REVISED					