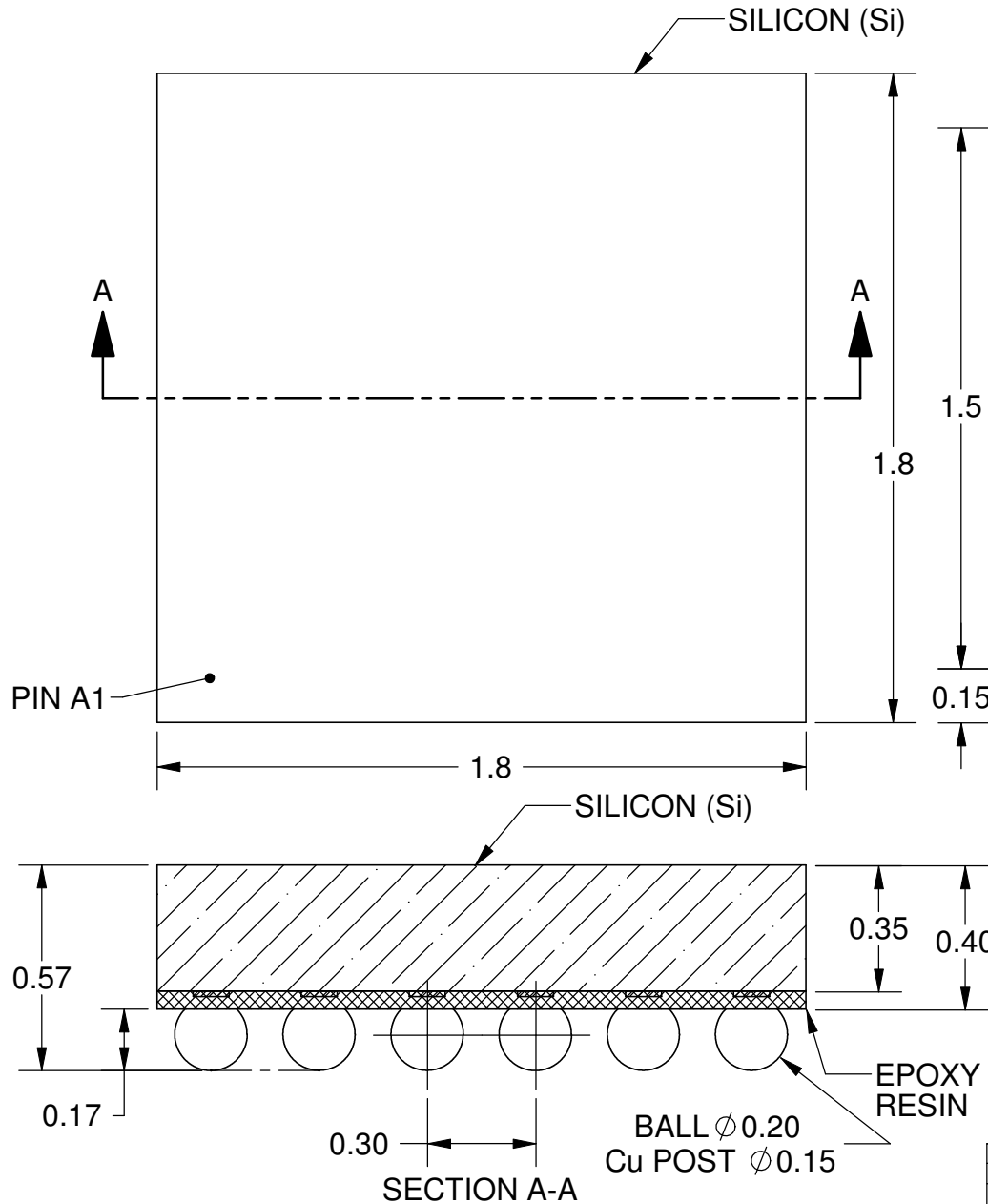
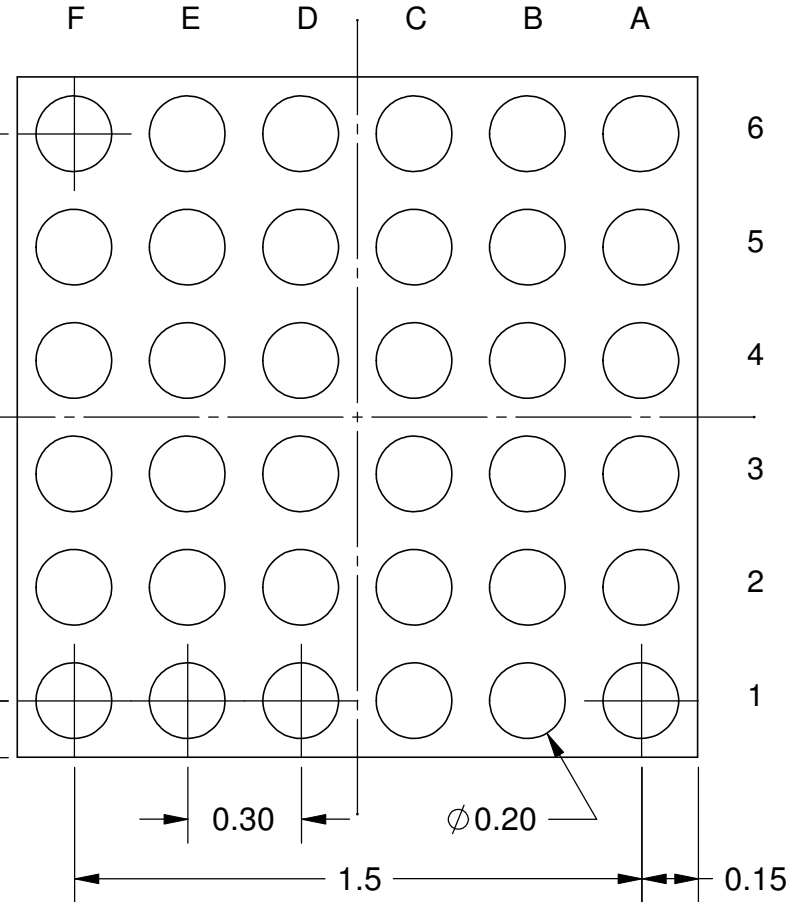


TOP VIEW



BALL VIEW



- Notes: (Unless Otherwise Specified).  
 1) ALL DIMENSIONS ARE IN MM.  
 2) SOLDER BALL ALLOY:  
 STANDARD: SAC305 (Sn96.5/Ag3.0/Cu0.5).  
 SPECIAL: LF35 (Sn98.3/Ag1.2/Cu0.5).  
 3) BALL DIAMETER (BEFORE REFLOW): 0.20mm.  
 4) NON-SOLDER MASK DEFINED PAD.  
 5) PAD Cu DIAMETER: 0.15mm.  
 6) SUBSTRATE MATERIAL: Si (SILICON).  
 7) DAISY CHAIN PATTERN (SEE PAGE 2).


SECTION A-A

PART NUMBER TABLE				
PART NUMBER	BALL ALLOY	Pb-FREE	RoHS	Si DIE
WLP36T.3C-DC067D	Sn96.5/Ag3.0/Cu0.5	YES	YES	YES
WLP36T.3C1-DC067D	Sn98.3/Ag1.2/Cu0.5	YES	YES	YES


TOLERANCE UNLESS NOTED		APPROVALS		DATE	
X.X	+/- 0.3	DRAWN J. Hines		12/29/2010	
X.XX	+/- 0.03				
X.XXX	+/- 0.003				
ANGLES +/- 0.5°		ENG		TITLE	
ALL DIMENSIONS IN		MFG		WLP36T.3C-DC067D	
□ INCHES    ☒ MILLIMETERS		QA		36-BALL P=0.3mm (TEG0306)	
THIRD ANGLE PROJECTION		CUST		SCALE	SIZE
		REVISED		50:1	A
				DRAWING NO.	REV
				530672	A
				DO NOT SCALE DRAWING	
				SHEET 1 OF 2	

## DAISY CHAIN PATTERN

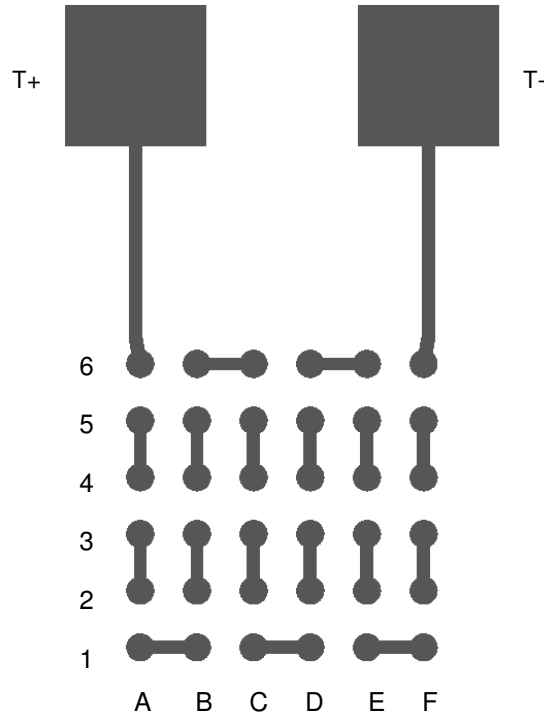
BALL VIEW



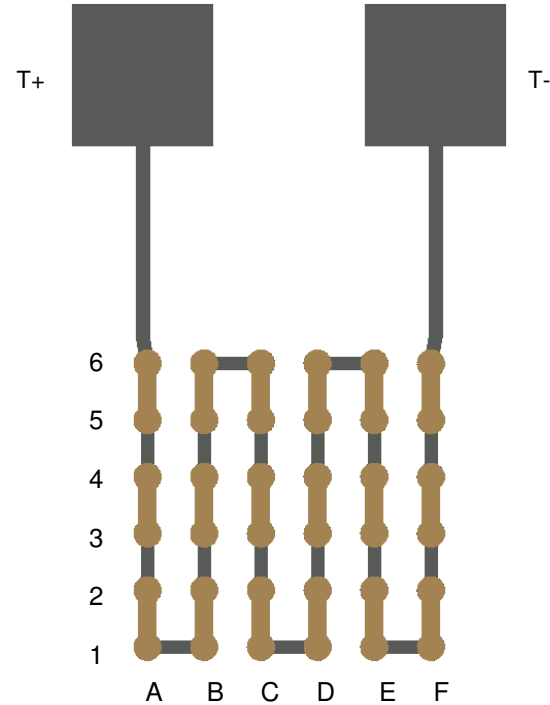
BOTTOM SIDE  
(TOP X-RAY VIEW)



TOP VIEW



AFTER MOUNTING  
TO TEST BOARD  
(TOP X-RAY VIEW)



TEST VEHICLE BOARD

**Notes:**

- 1) PCB BOARD DIMENSIONS ARE PRESENTED ONLY AS A GUIDELINE. DESIGNERS SHOULD USE THEIR OWN EXPERIENCE WHEN DESIGNING PCB.
- 2) PCB Cu BALL PAD DIAMETER 0.15mm (9.8mil).
- 3) PCB DAISY CHAIN TRACING LINE WIDTH 0.07mm (3mil).

<b>TopLine</b> ®			
TITLE    WLP36T.3C-DC067D 36-BALL P=0.3mm (TEG0306)			
SCALE 25:1	SIZE A	DRAWING NO. 530672	REV A
DO NOT SCALE DRAWING		SHEET 2 OF 2	