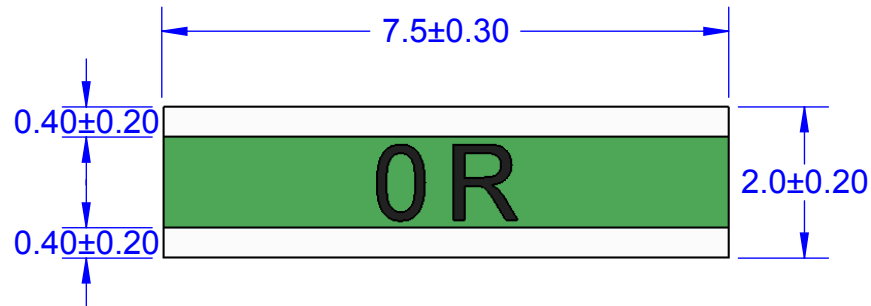



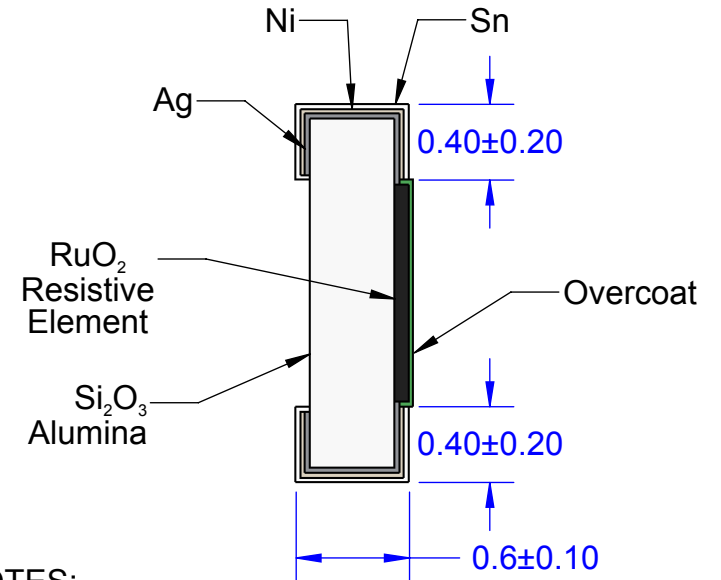
TOP VIEW



RECOMMENDED PCB PATTERN




PCB DIMENSIONS ARE PRESENTED ONLY AS A GUIDELINE. DESIGNERS SHOULD USE THEIR OWN KNOWLEDGE BASE WHEN DESIGNING THE PCB.



NOTES:

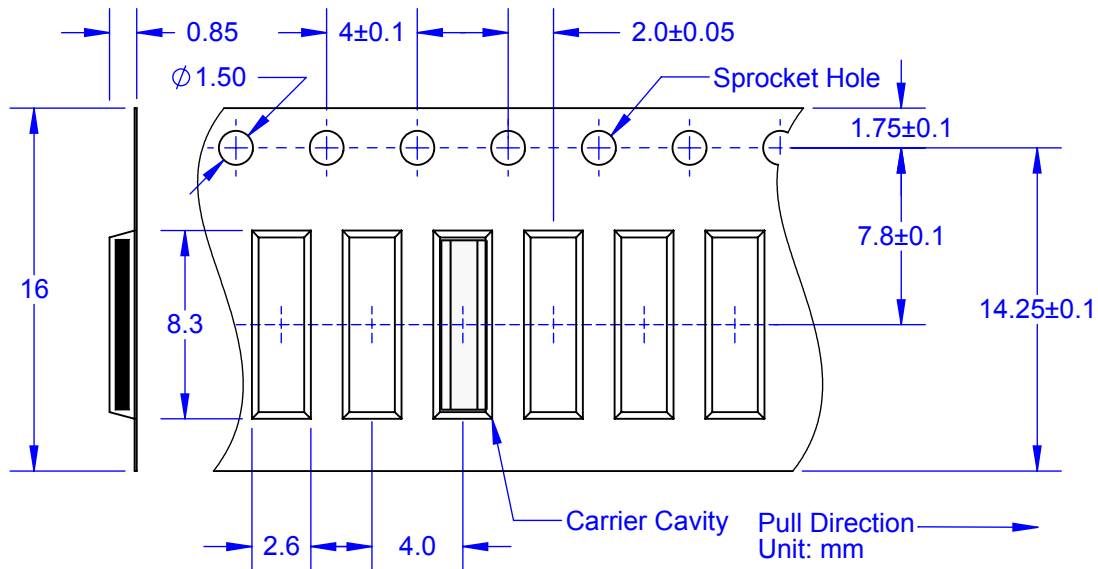
1. DIMENSION mm.
2. TERMINATION: Tin (Sn).
3. Pb-FREE.



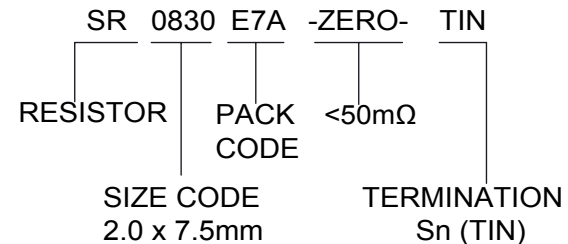
MODEL

APPROVALS	DATE	<b>TopLine®</b>			
DRAWN T. Au	06/27/12				
ENG M. Hart	06/27/12	TITLE SR0830 WIDE TERMINAL RESISTOR			
MFG		SCALE	SIZE A	DRAWING NO. 120830	REV A
QA					
CUST					
REVISED		DO NOT SCALE DRAWING			SHEET 1 OF 2

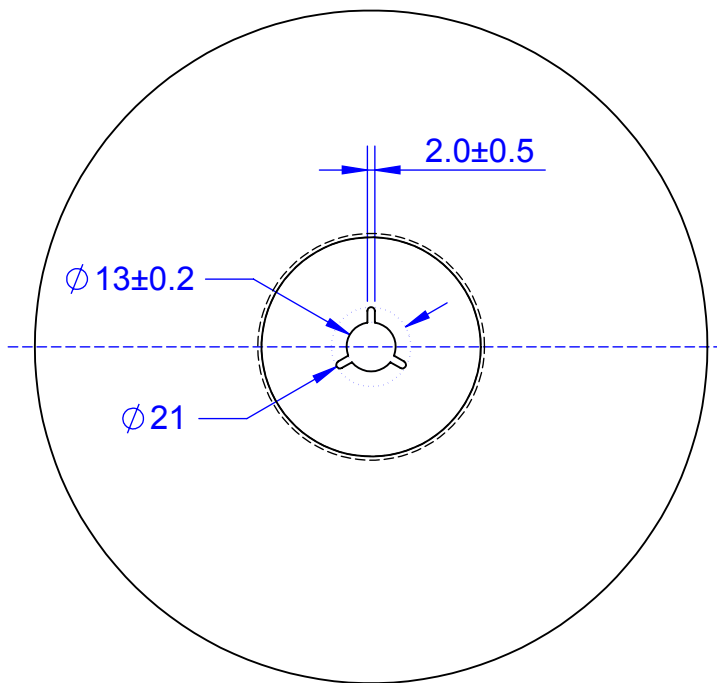
# W16P4 CARRIER TAPE DIMENSION



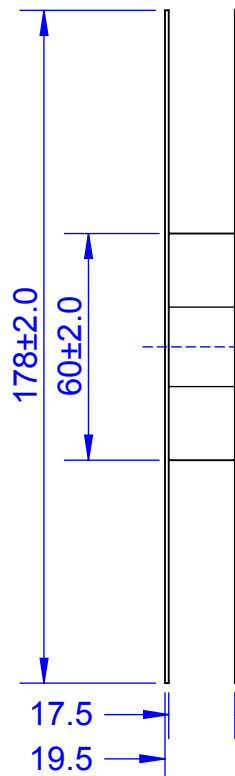
## PART NUMBER SYSTEM



NOTE: For Dummy Resistor, replace ZERO with Blank



REEL DIMENSIONS



## PACK CODE

CODE	QTY	PACKAGE
E7A	2000	REEL
E7B	250	REEL
E	500~1000	*REEL
B	100	BAG

\*NOTE: CUT TAPE WITHOUT LEADER

APPROVALS	DATE	<b>TopLine®</b>			
DRAWN T. Au	06/27/12				
ENG M. Hart	06/27/12	TITLE SR0830 WIDE TERMINAL RESISTOR			
MFG		SCALE	SIZE A	DRAWING NO.	REV
QA				120830	A
CUST		DO NOT SCALE DRAWING			SHEET 2 OF 2
REVISED					