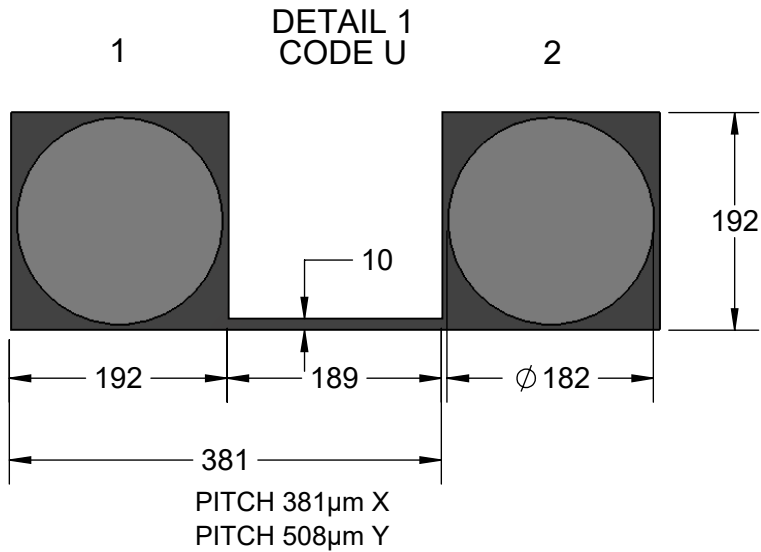


BONDING PAD



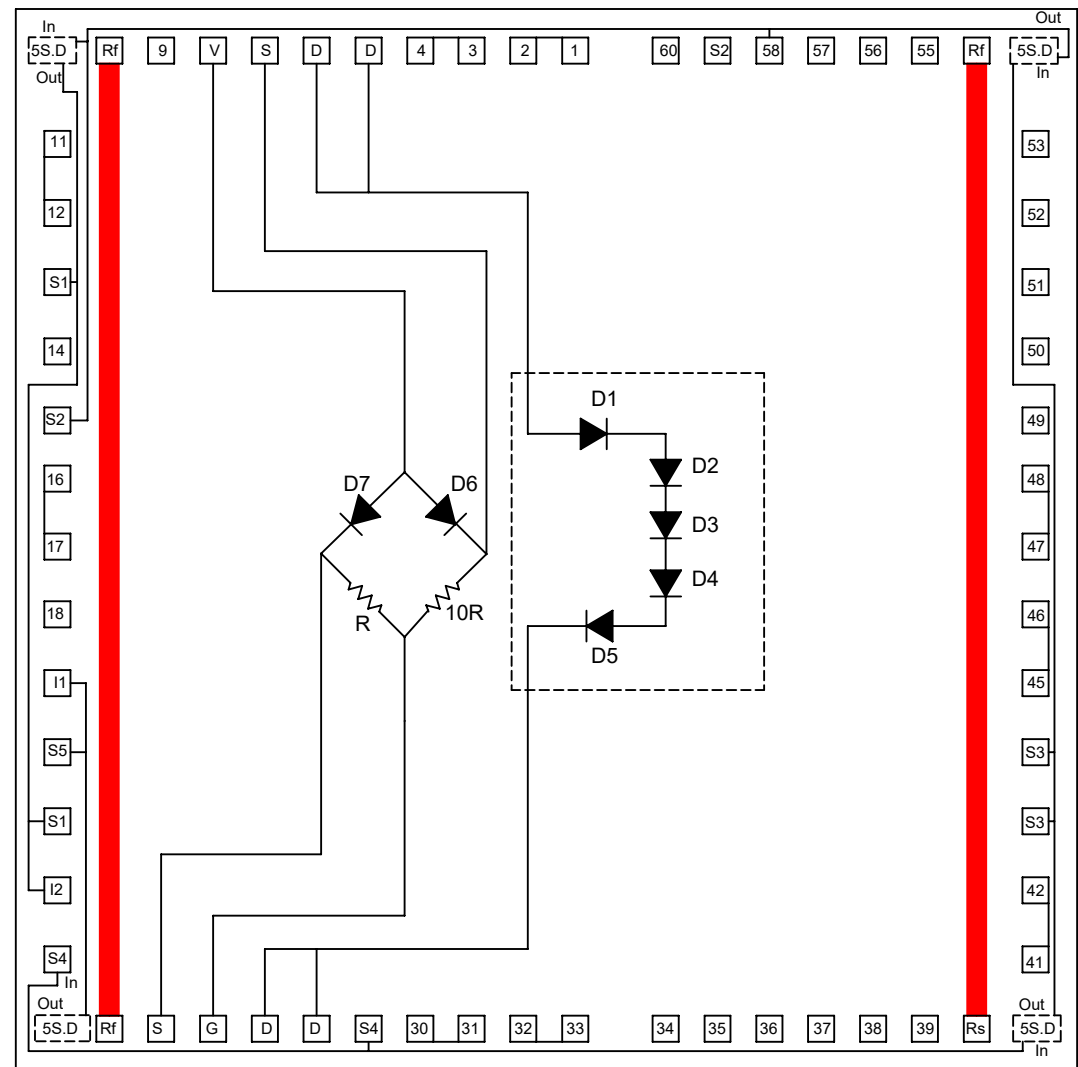
REFERENCE:

Rf~Rs = HEATER Si RESISTIVE
D = DIODE
V = +VOLTAGE
G = GROUND
S = TEMPERATURE SENSE

NOTES:

- 1) DIMENSIONS IN MICRONS (µm) OR AS SPECIFIED.
- 2) THICKNESS: 635µm (OTHER AVAILABLE).
- 3) PASSIVATION: NITRIDE 10KA THICKNESS (1.0µm).
- 4) PACKAGING: STANDARD WAFFLE PACK (TRAY).
- 5) PAD METAL THICKNESS: 17KA (1.7µm).
- 6) SILICON ORIENTATION 1-1-1.
- 7) SILICON TYPE P.

PST5 THERMAL DIE 7.772mm x 7.772mm

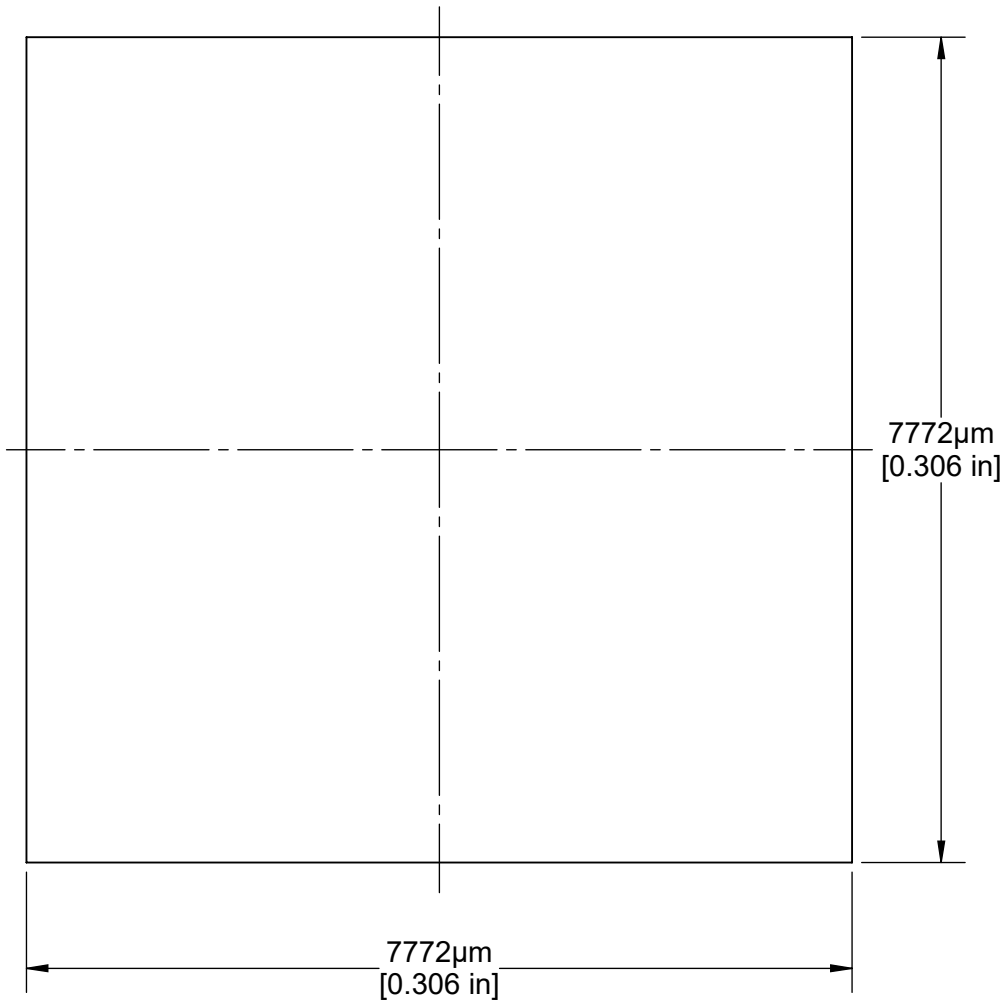


PART NUMBER TABLE

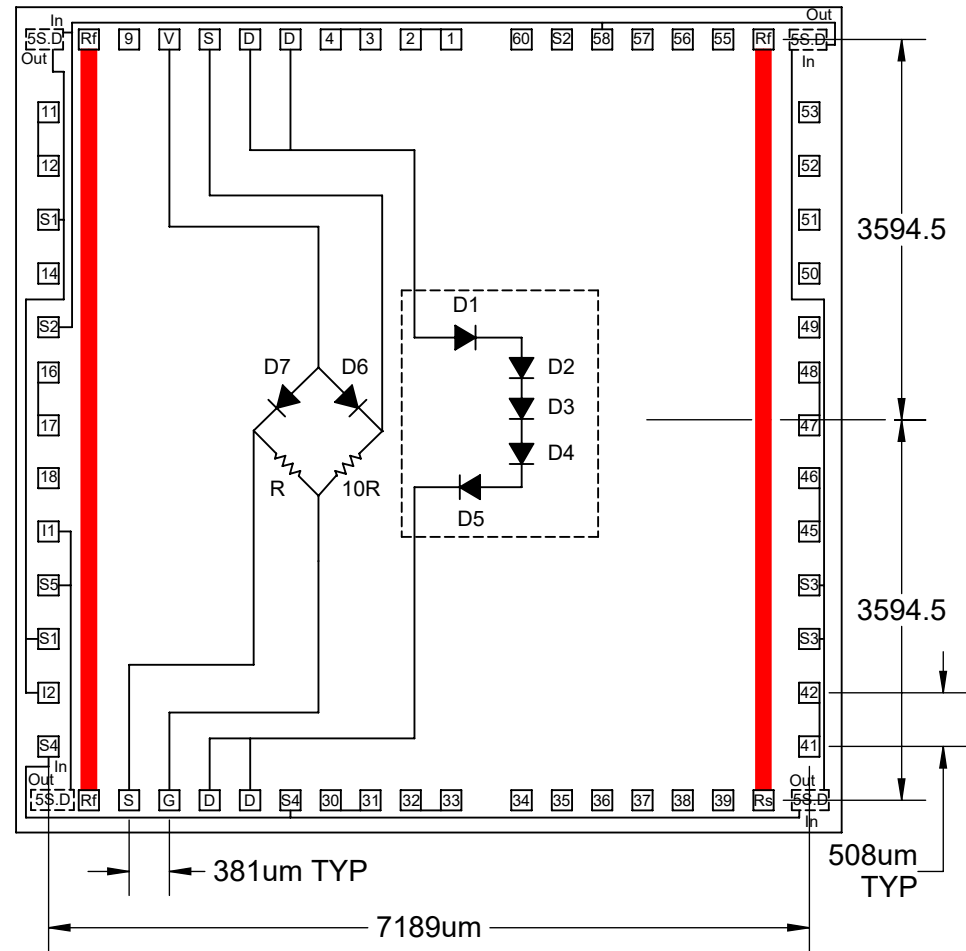
PART NUMBER	DIE SIZE	DIE PER WAFER	BOND PAD	DETAIL
PST5-U7.8A	7.772mm	~146	Ø 182µm	1

APPROVALS	DATE	TopLine®			
DRAWN T. Au	7/22/2018	TITLE PST5 THERMAL DIE 7.8mm x 7.8mm			
ENG M. Hart	7/22/2018				
MFG		SCALE 14:1	SIZE A	DRAWING NO. 150021	REV A
QA		DO NOT SCALE DRAWING			SHEET 1 OF 4
CUST					
REVISED					

BACK SIDE



PAD SIDE



REFERENCE:
 Rf~Rs = HEATER Si RESISTIVE
 D = DIODE
 V = +VOLTAGE
 G = GROUND
 S = TEMPERATURE SENSE

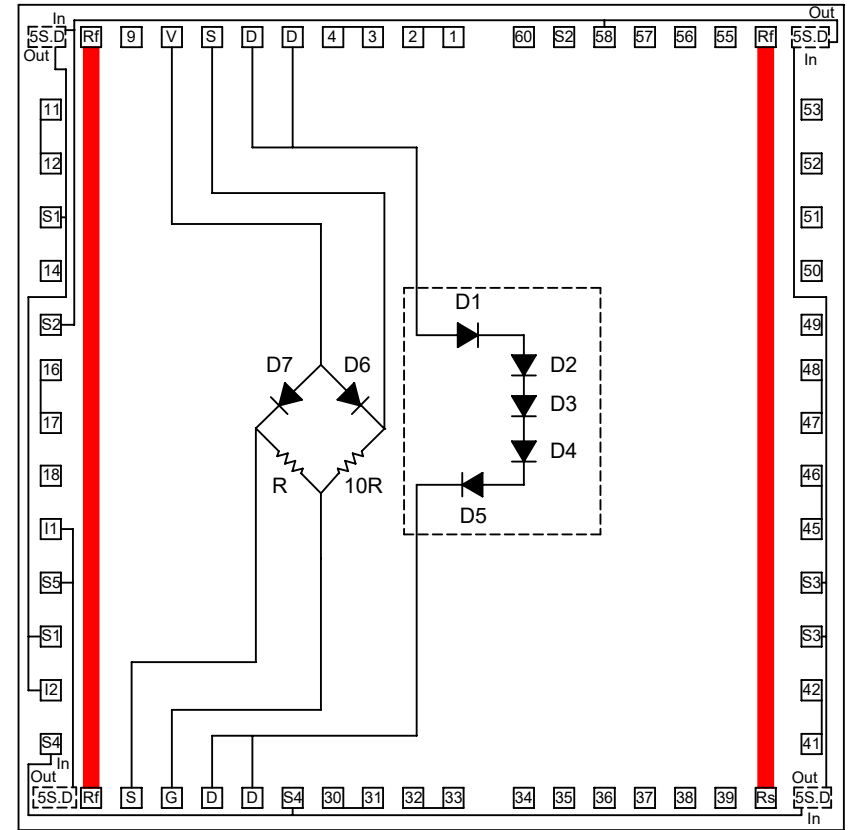
TopLine®			
TITLE PST5 THERMAL DIE 7.8mm x 7.8mm			
SCALE	SIZE	DRAWING NO.	REV
14:1	A	150021	A
DO NOT SCALE DRAWING			SHEET 2 OF 4

NET LIST

(0,0) is located at the center of the die

MICRON um				MICRON um			
PIN#	NAME	X	Y	PIN#	NAME	X	Y
1	Pin 1	210.5	3594.5	31	Pin 31	-551.5	-3594.5
2	Pin 2	-170.5	3594.5	32	Pin 32	-170.5	-3594.5
3	Pin 3	-551.5	3594.5	33	Pin 33	210.5	-3594.5
4	Pin 4	-927.5	3594.5	34	Pin 34	875.5	-3594.5
5	D (1)	-1308.5	3594.5	35	Pin 35	1256.5	-3594.5
6	D (2)	-1689.5	3594.5	36	Pin 36	1637.5	-3594.5
7	S (1)	-2070.5	3594.5	37	Pin 37	2018.5	-3594.5
8	V	-2451.5	3594.5	38	Pin 38	2399.5	-3594.5
9	Pin 9	-2832.5	3594.5	39	Pin 39	2780.5	-3594.5
10	Rf (1)	-3213.5	3594.5	40	Rs (2)	3161.5	-3594.5
11	Pin 11	-3594.5	2907.5	41	Pin 41	3594.5	-3086.5
12	Pin 12	-3594.5	2399.5	42	Pin 42	3594.5	-2578.5
13	S1 (1)	-3594.5	1891.5	43	S3 (1)	3594.5	-2070.5
14	Pin 14	-3594.5	1383.5	44	S3 (2)	3594.5	-1562.5
15	S2 (1)	-3594.5	875.5	45	Pin 45	3594.5	-1054.5
16	Pin 16	-3594.5	447.5	46	Pin 46	3594.5	-550.5
17	Pin 17	-3594.5	-51.5	47	Pin 47	3594.5	-51.5
18	Pin 18	-3594.5	-550.5	48	Pin 48	3594.5	447.5
19	I1	-3594.5	-1054.5	49	Pin 49	3594.5	874.5
20	S5	-3594.5	-1562.5	50	Pin 50	3594.5	1383.5
21	S1 (2)	-3594.5	-2070.5	51	Pin 51	3594.5	1891.5
22	I2	-3594.5	-2578.5	52	Pin 52	3594.5	2399.5
23	S4 (1)	-3594.5	-3086.5	53	Pin 53	3594.5	2907.5
24	Rs	-3213.5	-3594.5	54	Rf (3)	3161.5	3594.5
25	S (2)	-2832.5	-3594.5	55	Pin 55	2780.5	3594.5
26	G	-2451.5	-3594.5	56	Pin 56	2399.5	3594.5
27	D (3)	-2070.5	-3594.5	57	Pin 57	2018.5	3594.5
28	D (4)	-1689.5	-3594.5	58	Pin 58	1637.5	3594.5
29	S4 (2)	-1308.5	-3594.5	59	S2 (2)	1256.5	3594.5
30	Pin 30	-927.5	-3594.5	60	Pin 60	875.5	3594.5

NC = NO CONNECTION



REFERENCE:

Rf~Rs = HEATER Si RESISTIVE ELEMENTS

D = DIODE

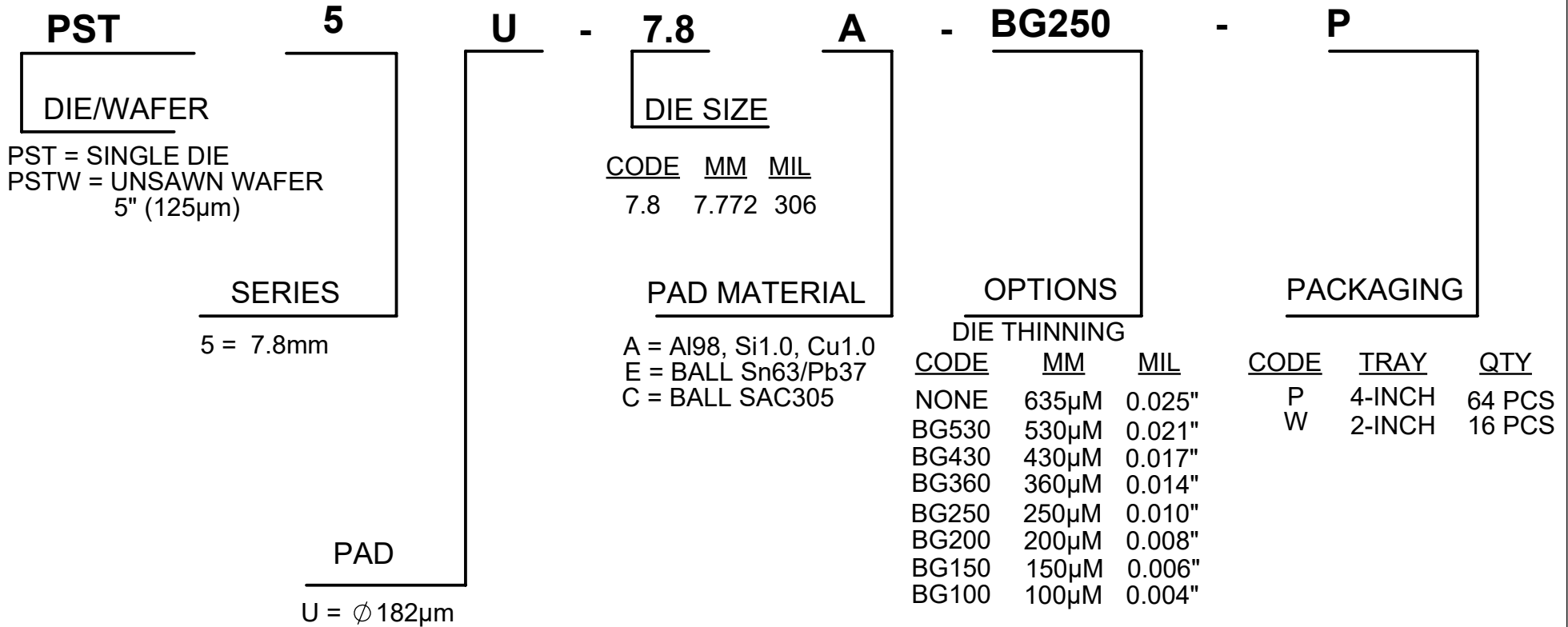
V = +VOLTAGE

G = GROUND

S = TEMPERATURE SENSE

TopLine®			
TITLE PST5 THERMAL DIE 7.8mm x 7.8mm			
SCALE	SIZE	DRAWING NO.	REV
14:1	A	150021	A
DO NOT SCALE DRAWING			SHEET 3 OF 4

PART NUMBERING SYSTEM



TopLine®			
TITLE		PST5 THERMAL DIE 7.8mm x 7.8mm	
SCALE	SIZE	DRAWING NO.	REV
NONE	A	150021	A
DO NOT SCALE DRAWING			SHEET 4 OF 4