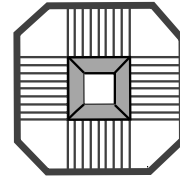
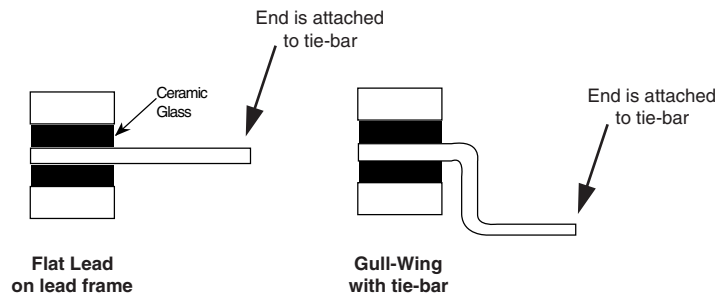


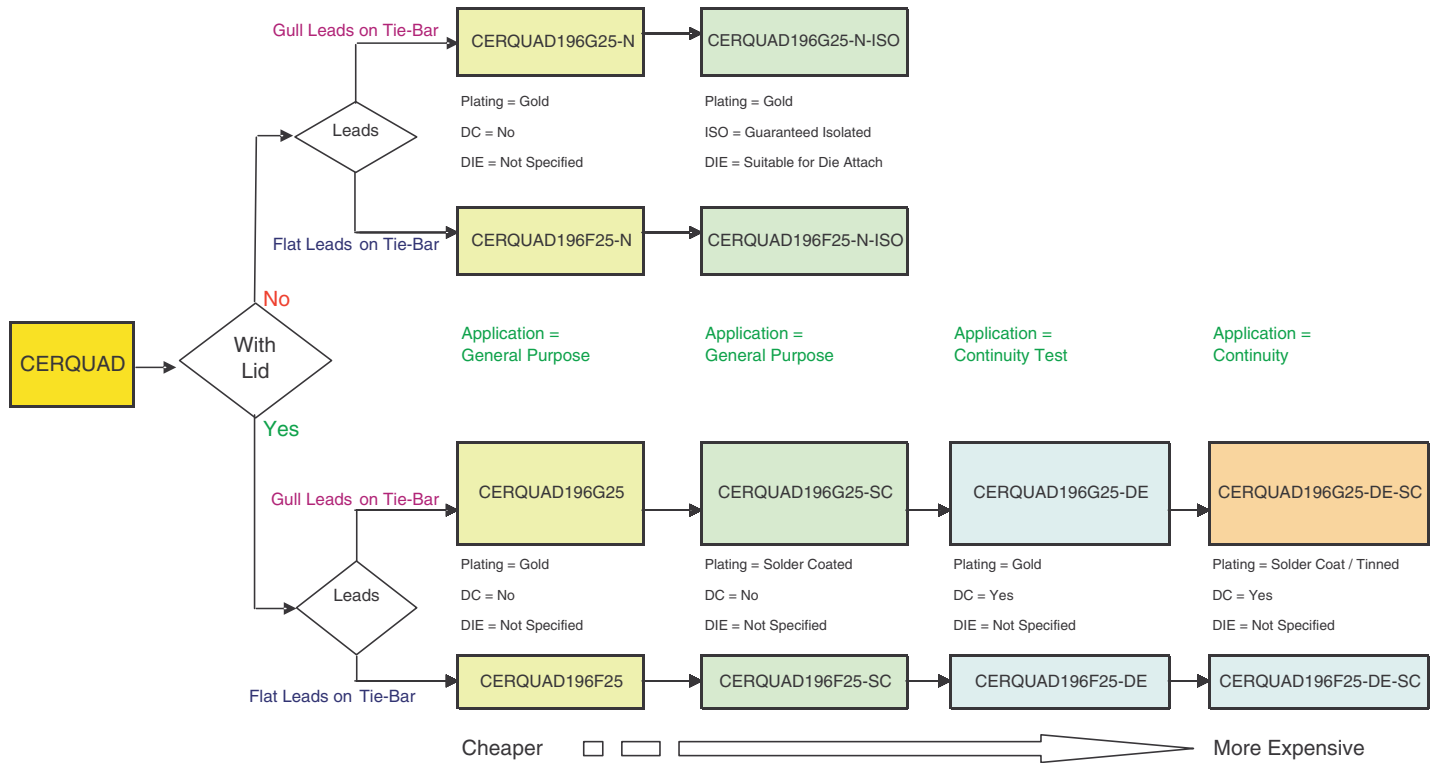
CERQUAD Ceramic Quad Flat Pack



CERQUAD	68	F	50	-	Options												
Body CERAMIC = Ceramic Quad Flat Pack		LEAD PITCH (MIL) <table border="1" style="margin-left: auto; margin-right: auto;"> <thead> <tr> <th>MIL</th> <th>MM</th> </tr> </thead> <tbody> <tr> <td>50</td> <td>1.27mm</td> </tr> <tr> <td>30</td> <td>0.8mm</td> </tr> <tr> <td>25</td> <td>0.635mm or 0.65mm</td> </tr> <tr> <td>20</td> <td>0.508mm</td> </tr> <tr> <td>19.7</td> <td>0.5mm</td> </tr> </tbody> </table>		MIL	MM	50	1.27mm	30	0.8mm	25	0.635mm or 0.65mm	20	0.508mm	19.7	0.5mm	Options OPTIONS Blank = With Lid, Gold Leads N = Without Lid DE = Daisy Chain Even ISO = Isolated SC = Solder Coat leads 3.9 = Gull Wing Trim 3.9mm	
MIL	MM																
50	1.27mm																
30	0.8mm																
25	0.635mm or 0.65mm																
20	0.508mm																
19.7	0.5mm																
NUMBER LEADS		LEAD STYLE															
		F = Flat Leads with Tie Bars (Standard) G = Gull Wing (With or without Tie-bar) J = See CLCC "J" lead															




Substituting "CERQUAD"

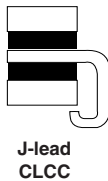


Suffix Codes:
 "DE" = Daisy Chain "Even" (1-2, 3-4, 5-6, 7-8, etc) "ISO" = Isolated connections
 Plating: Blank = Gold SC = Solder Coated with Tinned Sn63 Solder
 Pack: "G" = Gull Wing Leads on Tie Bar "F" = Flat Leads on Tie-Bar.
 Note: "F" and "G" Leads must be trimmed and formed by customer prior to assembly.

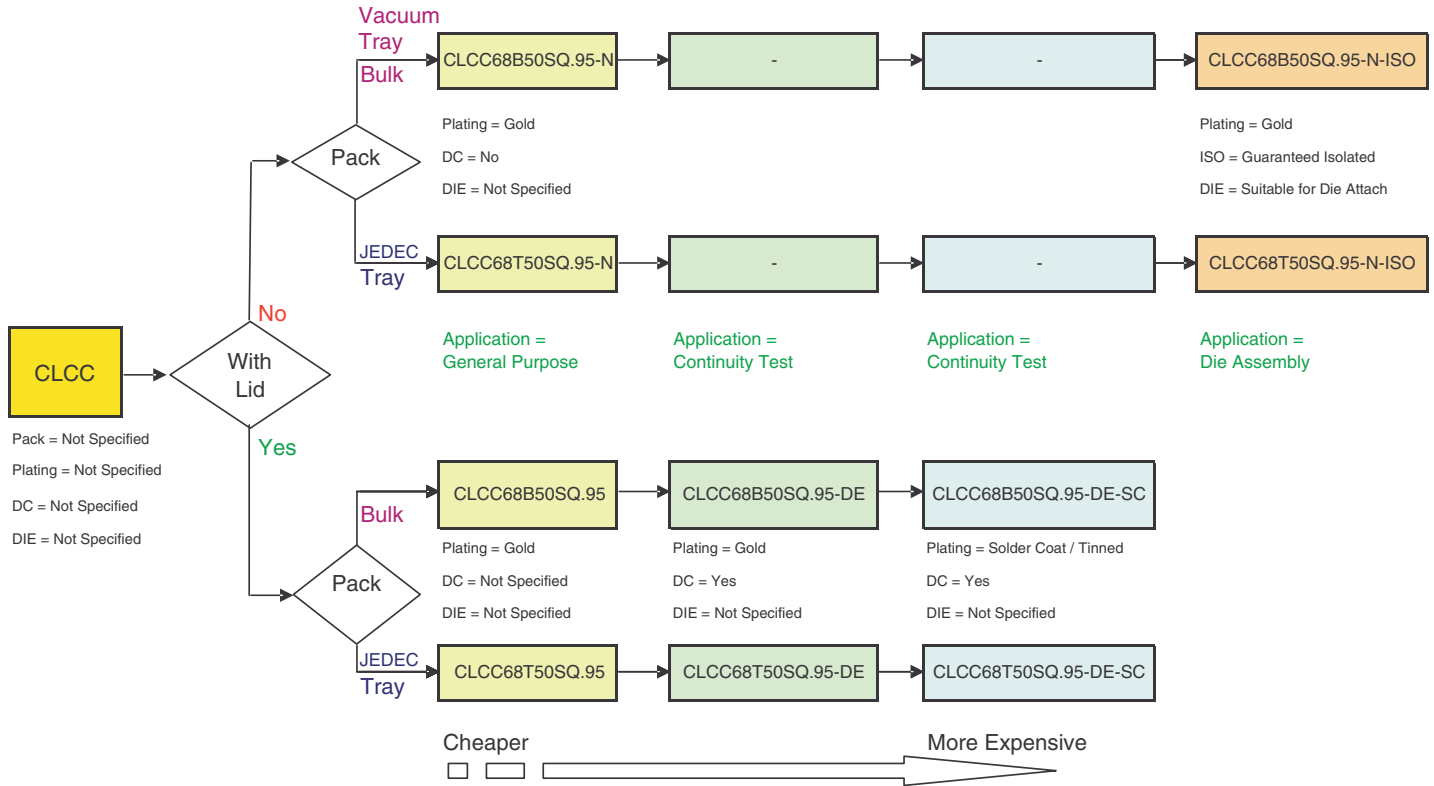
CLCC "J" Lead Carrier



CLCC <hr/> BODY CERAMIC = Ceramic Quad Flat Pack <div style="text-align: right;"><u>NUMBER LEADS</u></div>	68 <hr/> <div style="text-align: center;"><u>LEAD STYLE</u></div> J = J-Bend Leads (Standard)	J <hr/>	50 <hr/> LEAD PITCH (MIL) <table border="1" style="margin-left: auto; margin-right: auto;"> <tr> <td style="text-align: center;"><u>MIL</u></td> <td style="text-align: center;"><u>MM</u></td> </tr> <tr> <td style="text-align: center;">50</td> <td style="text-align: center;">1.27mm</td> </tr> </table>	<u>MIL</u>	<u>MM</u>	50	1.27mm	- <hr/> Options <div style="text-align: center;"><u>OPTIONS</u></div> Blank = With Lid, Gold Leads (Standard) N = Without Lid DE = Daisy Chain Even ISO = Isolated SC = Solder Coat Leads
<u>MIL</u>	<u>MM</u>							
50	1.27mm							



Substituting CLCC



Suffix Codes:

"DE" = Daisy Chain "Even" (1-2, 3-4, 5-6, 7-8, etc) "ISO" = Isolated connections

Plating: Blank = Gold SC = Solder Coated

Pack: "M" = Tubes, B = Bulk or Vacuum formed Trays T = JEDEC MatrixTrays



Part Numbering System

TopLine Corporation
7331A Garden Grove Blvd
Garden Grove, Ca 92841 USA
Toll Free USA/Canada (800) 776-9888
Telephone: 1-714-898-3830
Fax 1-714-891-0321
Email sales@topline.tv
www.topline.tv

TopLine stocks a full range of standard and Lead Free dummy components and practice boards for SMT assembly practice and experimentation including Daisy Chain Test Vehicles.

Click here to download a full TopLine Dummy Components Catalog
<http://www.topline.tv/completecatalog.pdf>

TopLine also offers ESD static control products for the production floor.
http://www.esd.tv/TopLine_ESD_catalog.pdf