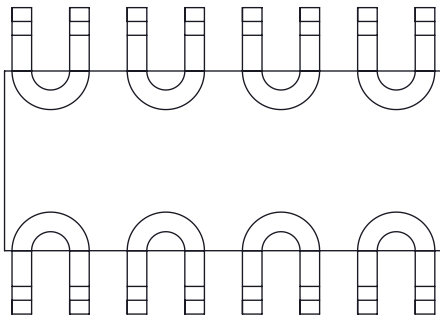
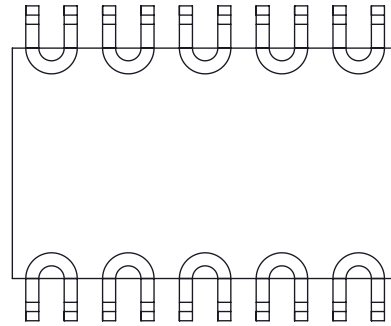


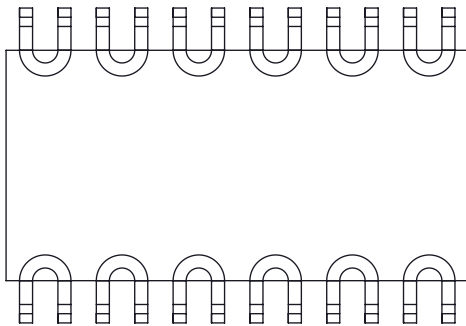
DAISY CHAIN QSOP - SMALL OUTLINE PACKAGE



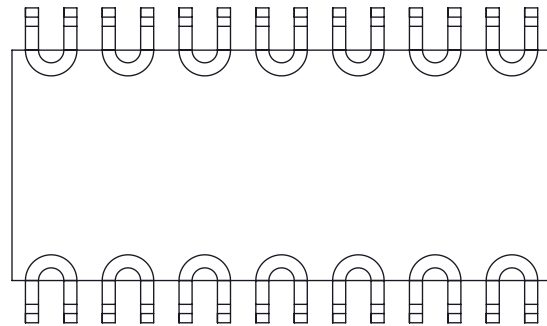
16L
DWG 121611



20L
DWG 122011



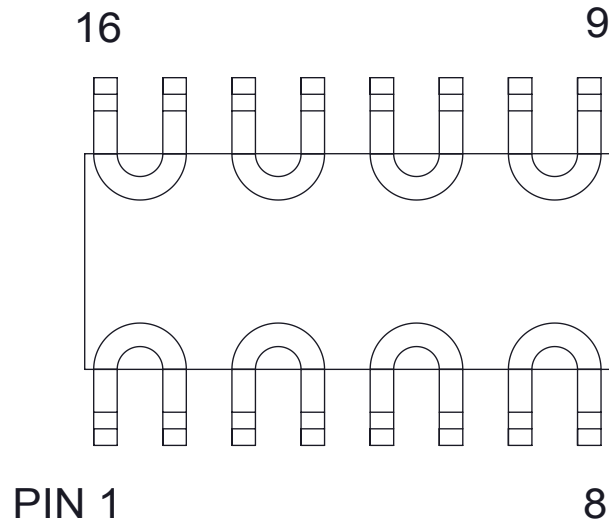
24L
DWG 122411



28L
DWG 122811

APPROVALS	DATE	TopLine®				
DRAWN	T. Au	06/13/12	TITLE DAISY CHAIN QSOP - SMALL OUTLINE PACKAGE			
ENG	M. Hart	06/13/12				
MFG			SCALE	SIZE	DRAWING NO.	REV
QA				A	121011	A
CUST						
REVISED			DO NOT SCALE DRAWING		SHEET 1 OF 5	

DAISY CHAIN TOP VIEW (INTERNAL CONNECTIONS)



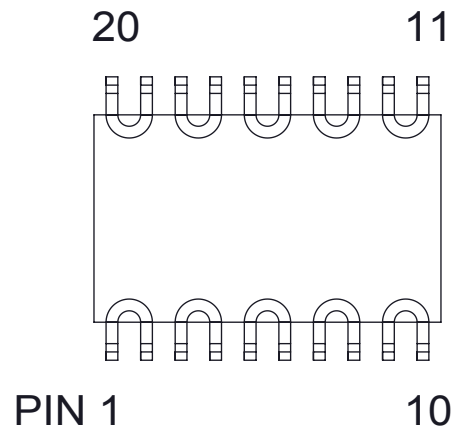
DAISY CHAIN NET LIST	
PINS	PINS
1 ~ 2	9 ~ 10
3 ~ 4	11 ~ 12
5 ~ 6	13 ~ 14
7 ~ 8	15 ~ 16

NOTES:

1. DAISY CHAIN WIRE BONDED TO INTERNAL PADS.
2. SEE NET LIST FOR CONNECTIONS BETWEEN PINS.
3. DRAWING NOT TO SCALE.

TopLine®			
TITLE			
16L DAISY CHAIN PIN CONNECTIONS			
SCALE	SIZE	DRAWING NO.	REV
	A	121611	A
DO NOT SCALE DRAWING			SHEET 2 OF 5

DAISY CHAIN TOP VIEW (INTERNAL CONNECTIONS)



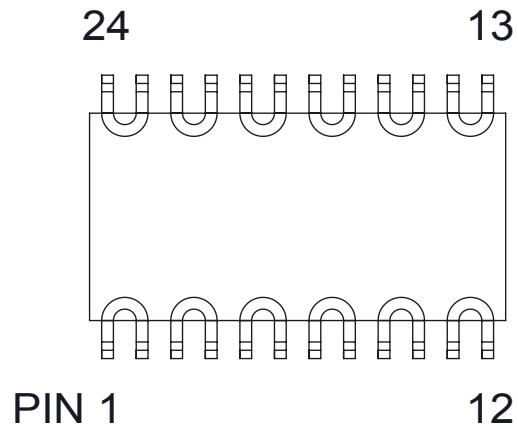
DAISY CHAIN NET LIST	
PINS	PINS
1 ~ 2	11 ~ 12
3 ~ 4	13 ~ 14
5 ~ 6	15 ~ 16
7 ~ 8	17 ~ 18
9 ~ 10	19 ~ 20

NOTES:

1. DAISY CHAIN WIRE BONDED TO INTERNAL PADS.
2. SEE NET LIST FOR CONNECTIONS BETWEEN PINS.
3. DRAWING NOT TO SCALE.

TopLine®			
TITLE		20L DAISY CHAIN PIN CONNECTIONS	
SCALE	SIZE	DRAWING NO.	REV
	A	122011	A
DO NOT SCALE DRAWING			SHEET 3 OF 5

DAISY CHAIN TOP VIEW (INTERNAL CONNECTIONS)



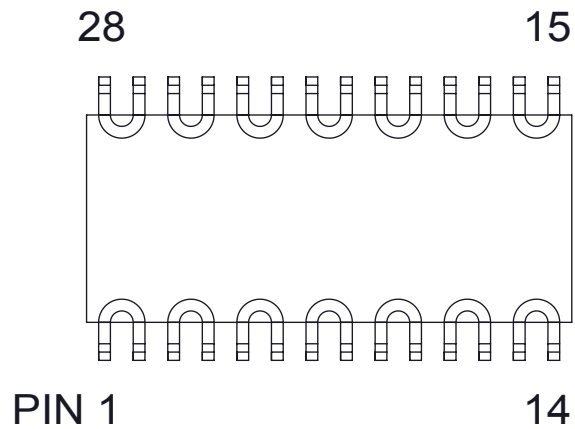
DAISY CHAIN NET LIST		
PINS	PINS	PINS
1 ~ 2	11 ~ 12	21 ~ 22
3 ~ 4	13 ~ 14	23 ~ 24
5 ~ 6	15 ~ 16	
7 ~ 8	17 ~ 18	
9 ~ 10	19 ~ 20	

NOTES:

1. DAISY CHAIN WIRE BONDED TO INTERNAL PADS.
2. SEE NET LIST FOR CONNECTIONS BETWEEN PINS.
3. DRAWING NOT TO SCALE.

TopLine®			
TITLE 24L DAISY CHAIN PIN CONNECTIONS			
SCALE	SIZE	DRAWING NO.	REV
	A	122411	A
DO NOT SCALE DRAWING			SHEET 4 OF 5

DAISY CHAIN TOP VIEW (INTERNAL CONNECTIONS)



DAISY CHAIN NET LIST		
PINS	PINS	PINS
1 ~ 2	11 ~ 12	21 ~ 22
3 ~ 4	13 ~ 14	23 ~ 24
5 ~ 6	15 ~ 16	25 ~ 26
7 ~ 8	17 ~ 18	27 ~ 28
9 ~ 10	19 ~ 20	

NOTES:

1. DAISY CHAIN WIRE BONDED TO INTERNAL PADS.
2. SEE NET LIST FOR CONNECTIONS BETWEEN PINS.
3. DRAWING NOT TO SCALE.

TopLine®			
TITLE 28L DAISY CHAIN PIN CONNECTIONS			
SCALE	SIZE	DRAWING NO.	REV
	A	122811	A
DO NOT SCALE DRAWING			SHEET 5 OF 5