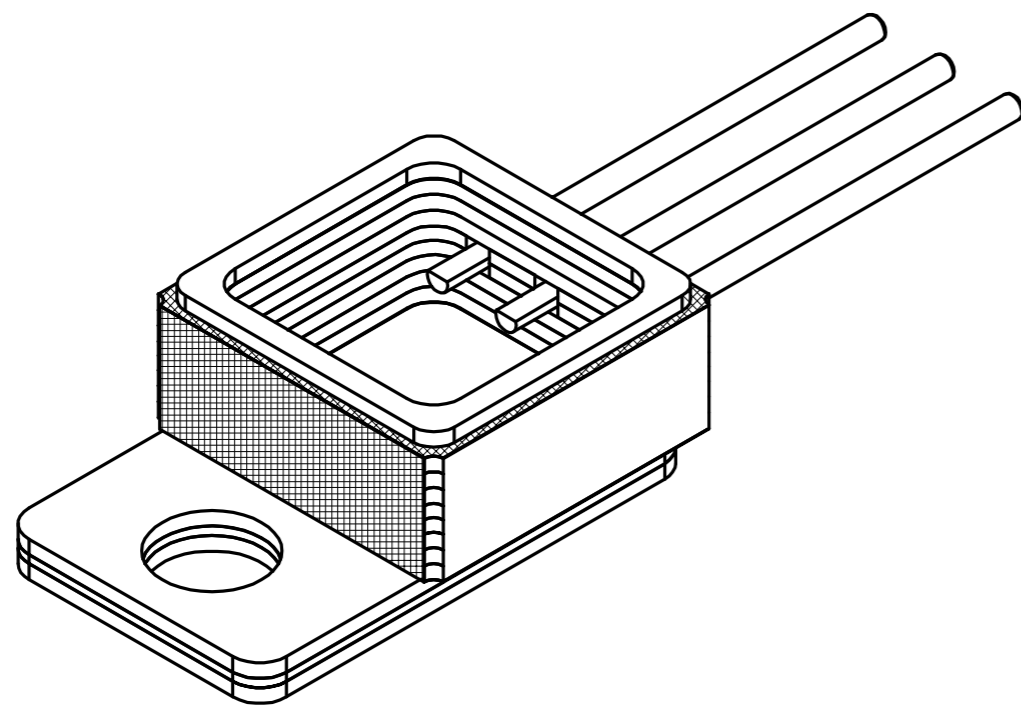
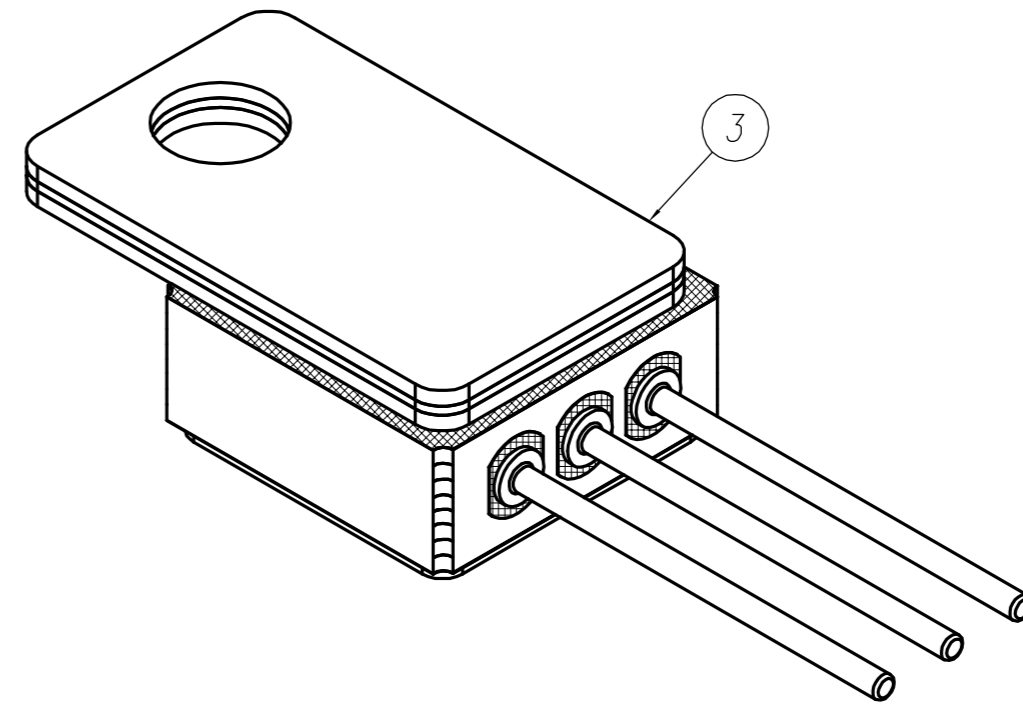
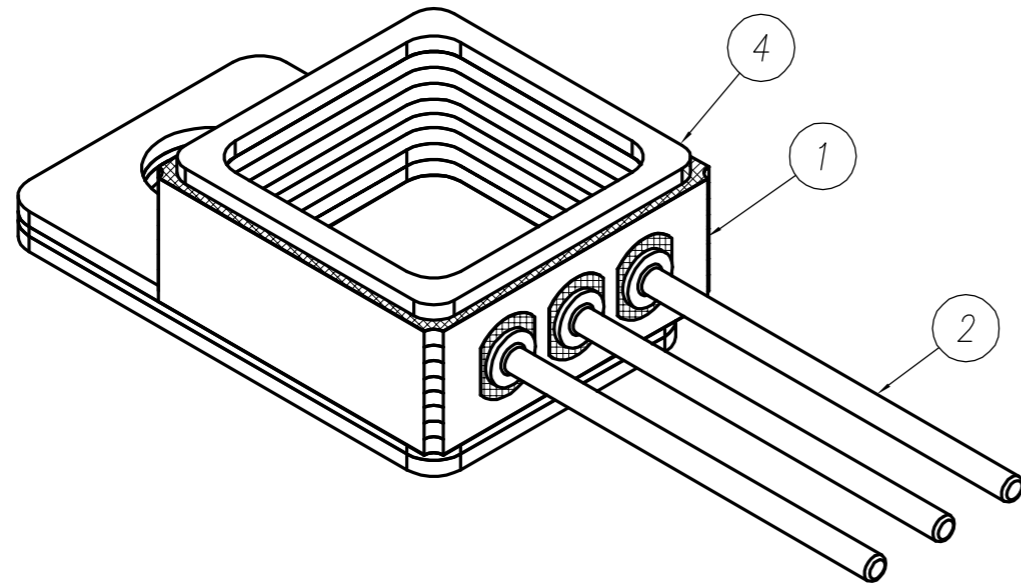


$\square 0.1$

SECTION A-A

NAME		UNITS mm
TO-257 BCL S/R		
TOLERANCES: UNLESS OTHERWISE SPECIFIED	DWG No.	2 2
± 0.15	PGMR-A6142	

ITEM	NAME	COMPOSED PARTS	QUANTITY
1	CERAMIC	KYOCERA A440 (Dark Violet)	1
2	PIN	Cu CORED ALLOY50	3
3	BASE	KYCM	1
4	SEALRING	Fe-Ni-Co ALLOY	1

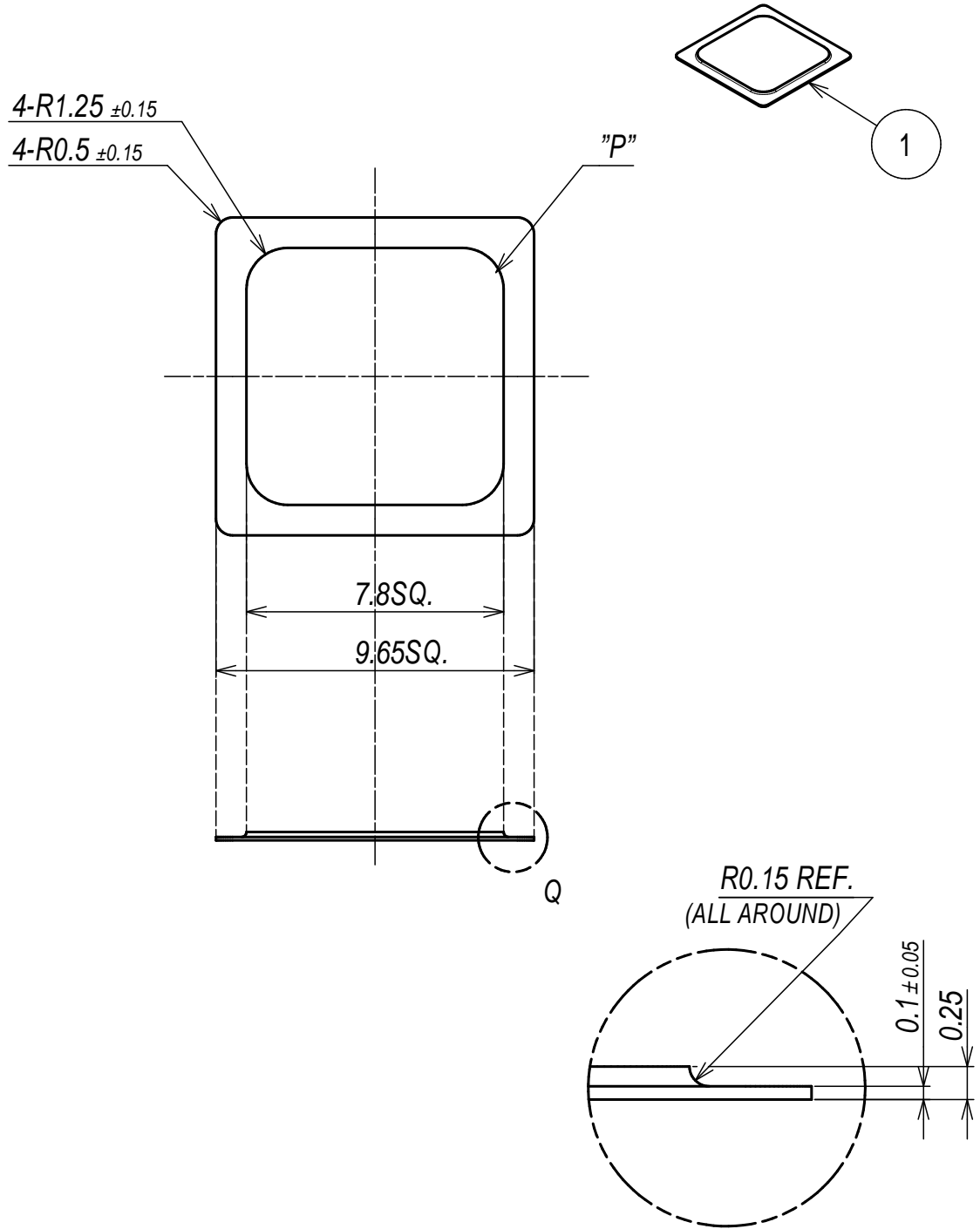


NOTES

1. SHADED AREA METALLIZATION.
2. INSULATION RESISTANCE: LEAKAGE CURRENT $\leq 1.0 \times 10^{-7} A$ AT 100V D.C.
3. FINISH: Ni PLATE + Au PLATE $1.27 \mu m$ MIN.
PLATING THICKNESS MEASURED ON POINT 'P'.
4. NO BLISTERS ON Au AFTER 3MINUTES (IN AIR) AT $400^{\circ}C$
AS SEEN UNDER 10X MAGNIFICATION.
5. HERMETICITY: $1.0 \times 10^{-8} ccHe/sec.$ AT 1.0atm DIFFERENTIAL.
6. PLATING RACK POINT MARKS TO BE PERMITTED ON THIS AREA.
(NOT APPLY NOTE.3,4)
7. PLATING CONDITION OF THIS AREA IS NOT FOR SUBJECT.
(NOT APPLY NOTE.3,4)
8. ISOLATION VOLTAGE: 1kV MIN.(DC)
9. GENERAL SPECIFICATION: MS-1001(LATEST VERSION)
VISUAL INSPECTION SPECIFICATION: MAS-1002(LATEST VERSION)

NAME		UNITS
TO-257 BCL S/R		mm
TOLERANCES: UNLESS OTHERWISE SPECIFIED	DWG No.	1
± 0.15	PGMR-A6142	2

ITEM	NAME	MATERIAL / COMPOSED PARTS	QTY
1	LID	Fe-Ni-Co ALLOY	1



NOTES

1. FINISH: Ni PLATE + Au PLATE 1.0 μ mMIN.
PLATING THICKNESS MEASURED ON POINT 'P'.
2. NO BLISTERS ON Au AFTER 3MINUTES (IN AIR OVEN) AT 400°C AS SEEN UNDER 10X MAGNIFICATION.
3. PLATING RACK POINT MARKS TO BE PERMITTED ON ALL AROUND EDGES. (NOT APPLY NOTE.1,2)
4. GENERAL SPECIFICATION: MS-1001(LATEST VERSION)
VISUAL INSPECTION SPECIFICATION: MDS-1001(LATEST VERSION)

DETAIL "Q"
(20 : 1)

NAME LID FOR RA6142		UNITS mm
TOLERANCES UNLESS OTHERWISE SPECIFIED ±0.12	DWG No. PGMR-A9389	
		1
		1