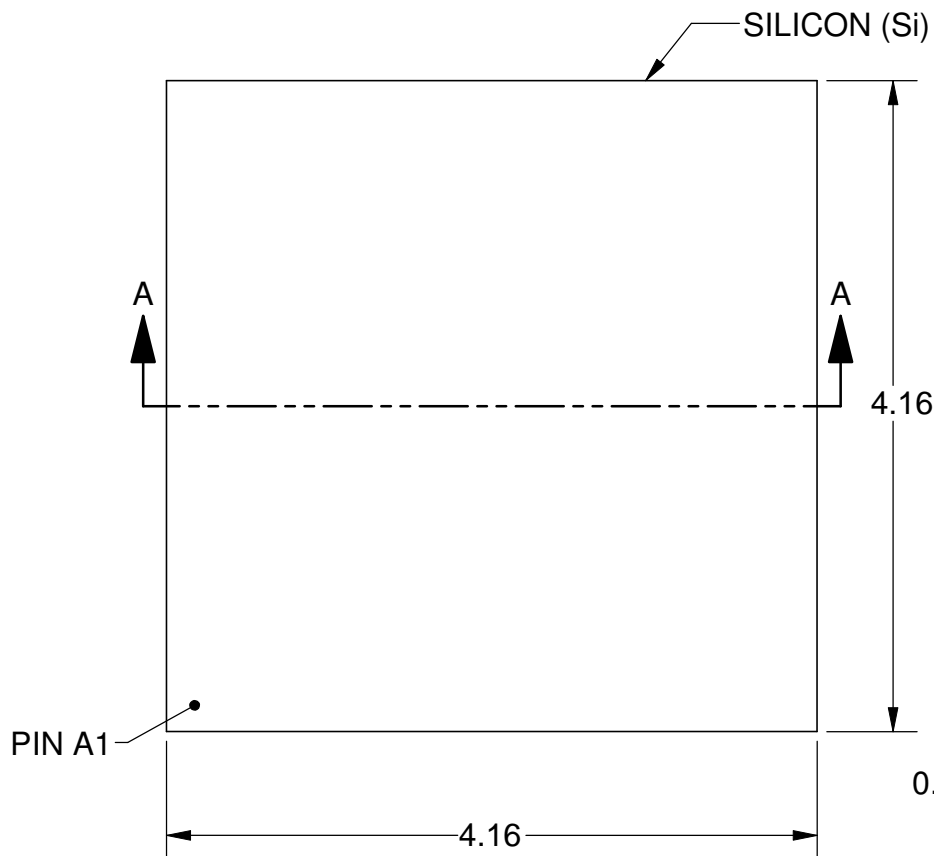
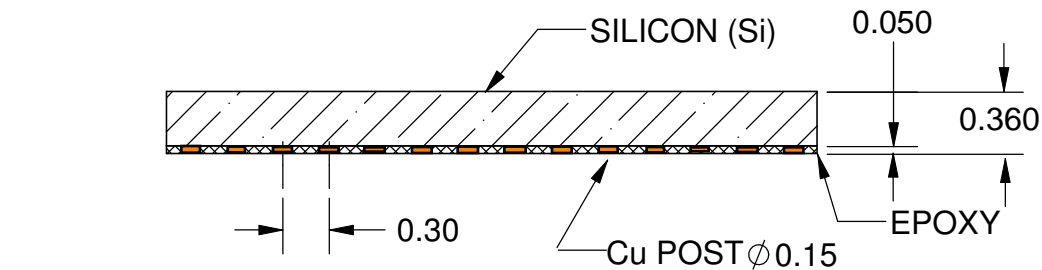
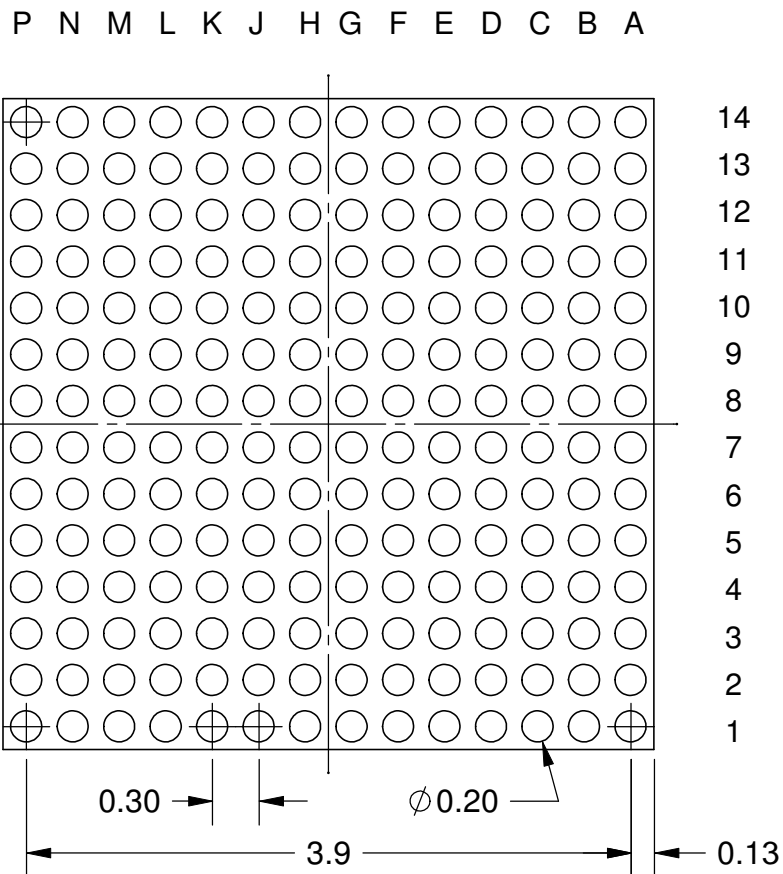


TOP VIEW



PAD VIEW



SECTION A-A


Notes: (Unless Otherwise Specified).

- 1) ALL DIMENSIONS ARE IN MM.
- 2) PAD ALLOY: Cu (50um Thick)
- 3) PAD Cu DIAMETER: 0.15mm.
- 4) DIE MATERIAL: Si (SILICON).
- 5) DAISY CHAIN PATTERN (SEE PAGE 2).


TOLERANCE UNLESS NOTED		APPROVALS		DATE		TopLine [®]							
X.X	+/- 0.3	DRAWN J. Hines		12/29/2010						TITLE eWLP196T.3-DC148D3 196-L P=0.3mm (TEG0306)			
X.XX	+/- 0.03	ENG				SCALE 20.5:1		SIZE A					
X.XXX	+/- 0.003	MFG								DO NOT SCALE DRAWING			
ANGLES +/- 0.5°		QA				SHEET 1 OF 2							
ALL DIMENSIONS IN <input type="checkbox"/> INCHES <input checked="" type="checkbox"/> MILLIMETERS		CUST											
THIRD ANGLE PROJECTION		REVISED											

DAISY CHAIN PATTERN

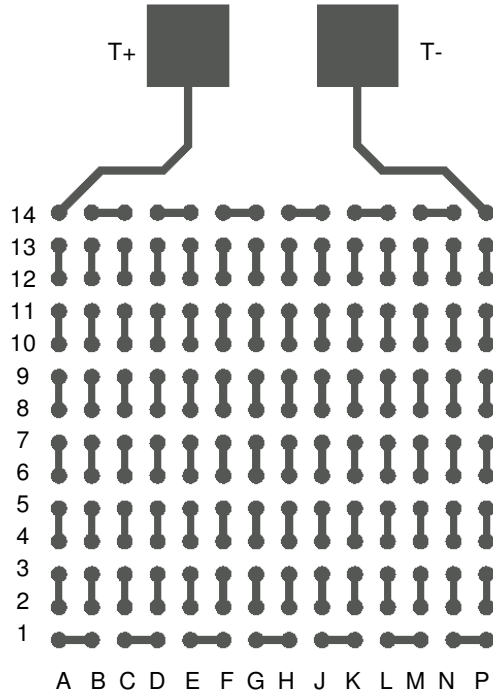
PAD VIEW



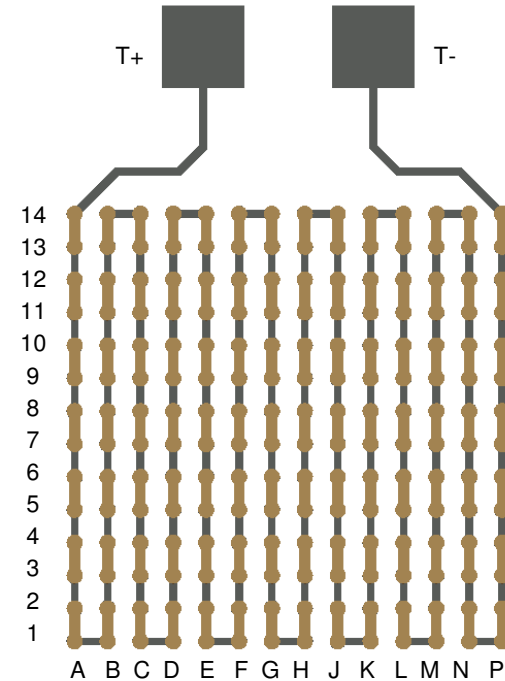
BOTTOM SIDE
(TOP X-RAY VIEW)



TOP VIEW



AFTER MOUNTING
TO TEST BOARD
(TOP X-RAY VIEW)



TEST VEHICLE BOARD

Notes:

- 1) PCB BOARD DIMENSIONS ARE PRESENTED ONLY AS A GUIDELINE. DESIGNERS SHOULD USE THEIR OWN EXPERIENCE WHEN DESIGNING PCB.

TopLine ®			
TITLE eWLP196T.3-DC148D3 196-L P=0.3mm (TEG0306)			
SCALE 14.5:1	SIZE A	DRAWING NO. 731480	REV A
DO NOT SCALE DRAWING		SHEET 2 OF 2	