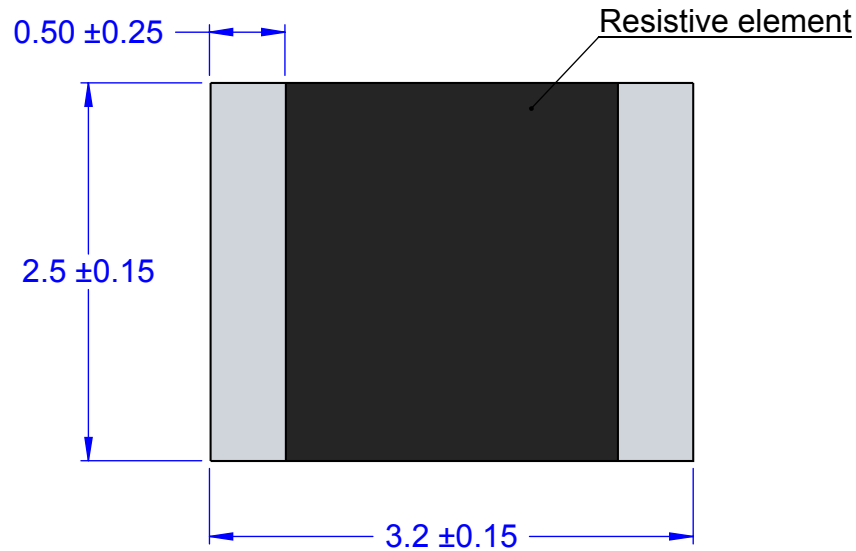
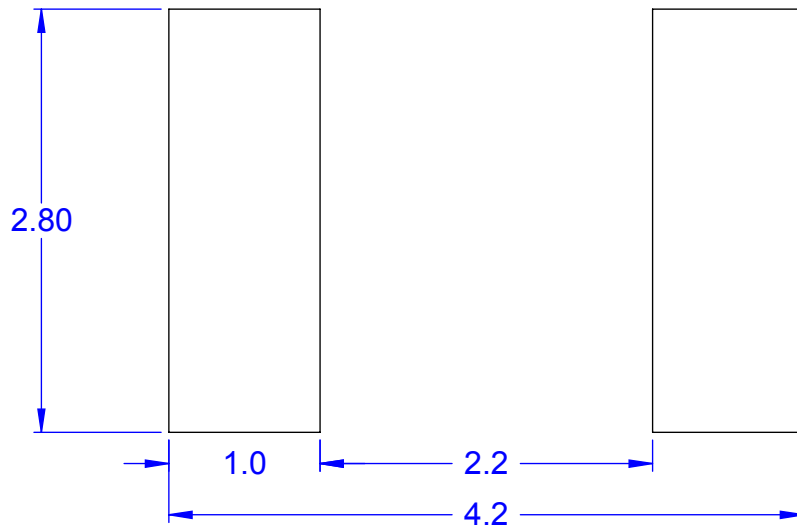


TOP VIEW

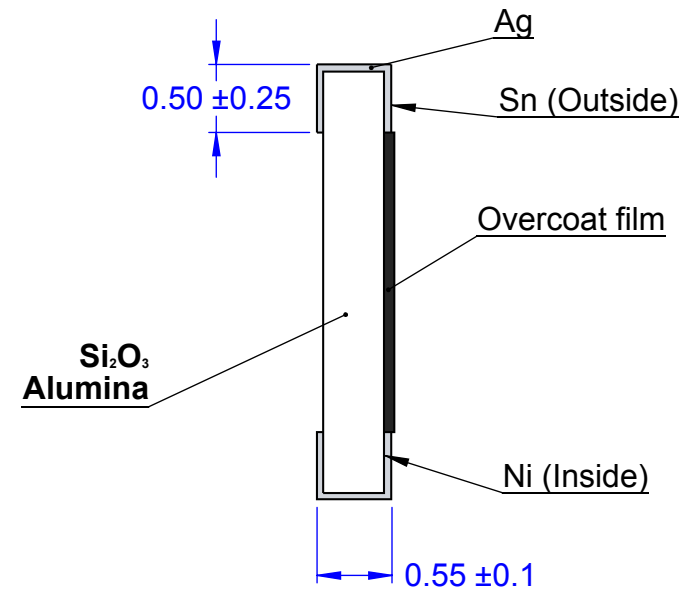


RECOMMENDED PCB PATTERN



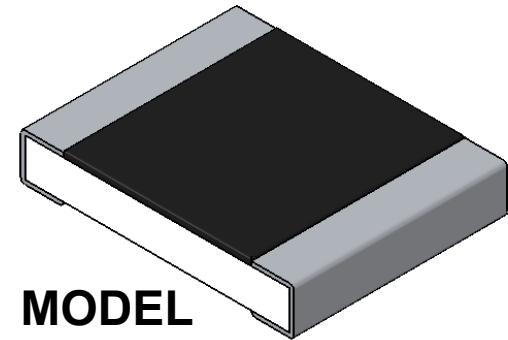
PCB DIMENSIONS ARE PRESENTED ONLY AS A GUIDELINE. DESIGNERS SHOULD USE THEIR OWN KNOWLEDGE BASE WHEN DESIGNING THE PCB.

STRUCTURE



NOTES:

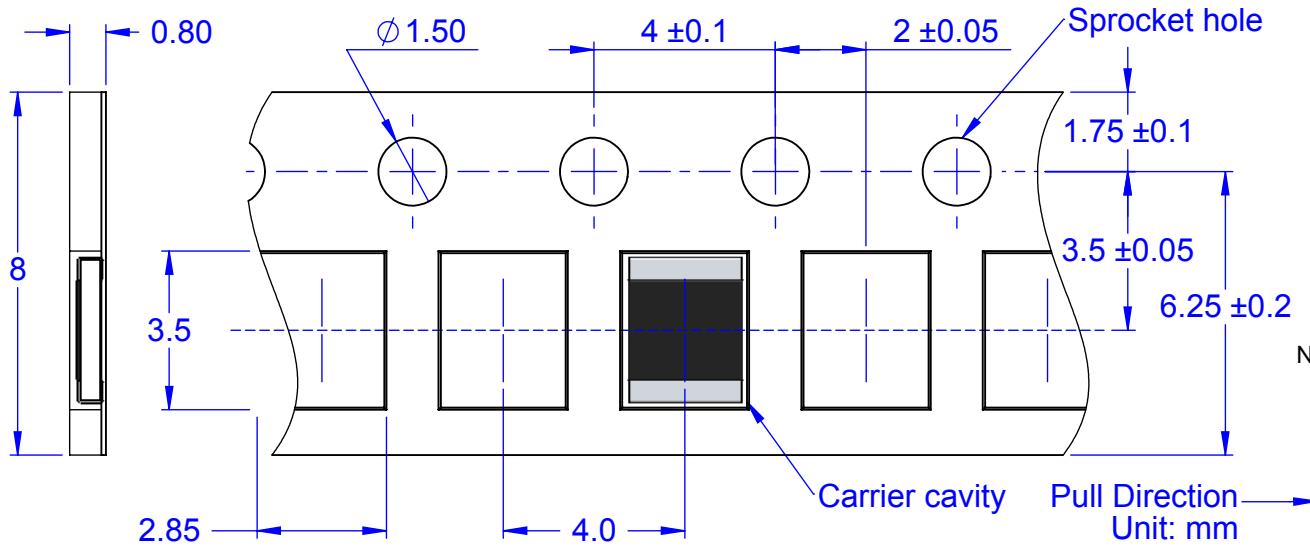
1. DIMENSIONS IN mm.
2. TERMINATION: Tin (Sn).
3. Pb-FREE AND HALOGEN FREE.



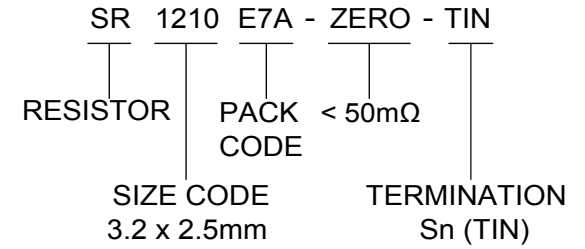
MODEL

APPROVALS	DATE	TopLine®			
DRAWN T. Au	08/03/12				
ENG M. Hart	08/03/12	TITLE SR1210 SMT RESISTOR			
MFG		SCALE	SIZE A	DRAWING NO. 121211	REV A
QA					
CUST		DO NOT SCALE DRAWING			SHEET 1 OF 2
REVISED					

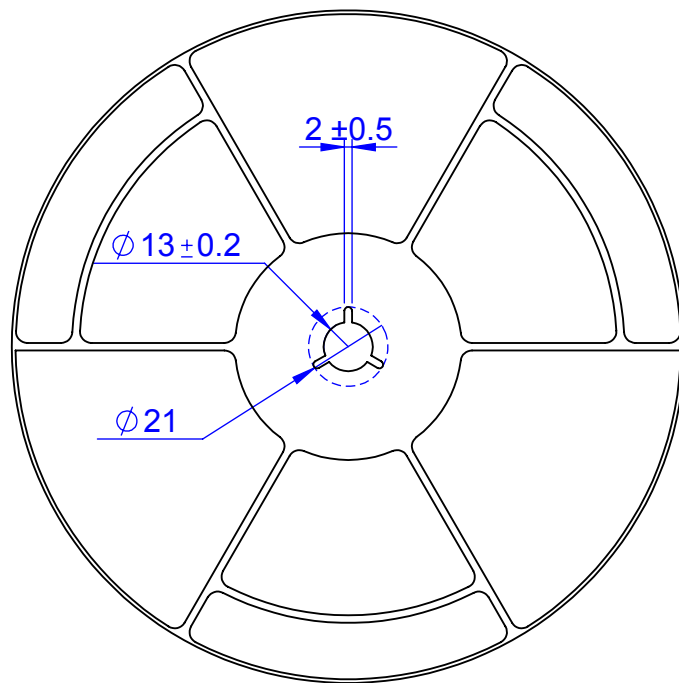
W8P4 CARRIER TAPE DIMENSION



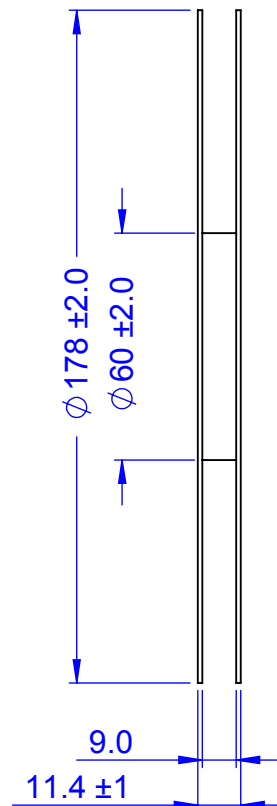
PART NUMBER SYSTEM



NOTE: For dummy resistor replace ZERO with blank



REEL DIMENSIONS



PACK CODE

* CODE	QTY	PACKAGE
P7A	5,000	REEL
E7A	4,000	REEL
P4A	1,000	REEL
E4A	1,000	REEL

*Code: P7A and P4A = Paper Tape
E7A and E4A = Plastic Tape

APPROVALS	DATE	TopLine®			
DRAWN T. Au	08/03/12	TITLE SR1210 SMT RESISTOR			
ENG M. Hart	08/03/12				
MFG		SCALE	SIZE A	DRAWING NO. 121211	REV A
QA					
CUST		DO NOT SCALE DRAWING			SHEET 2 OF 2
REVISED					