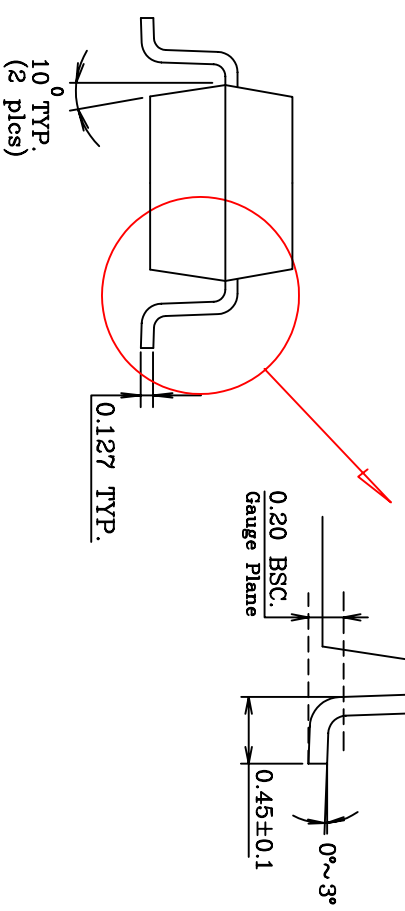
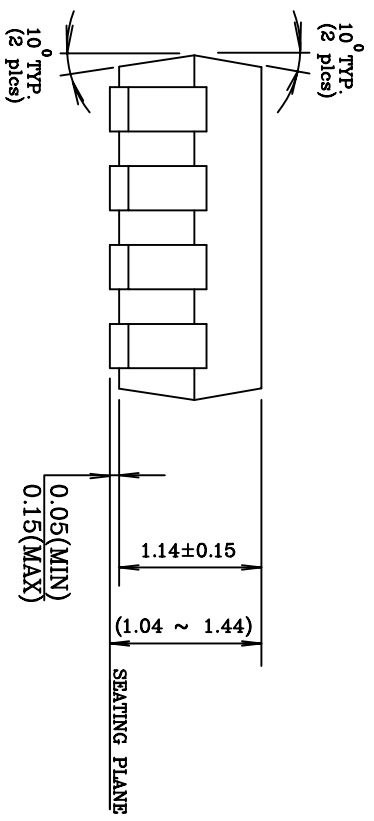
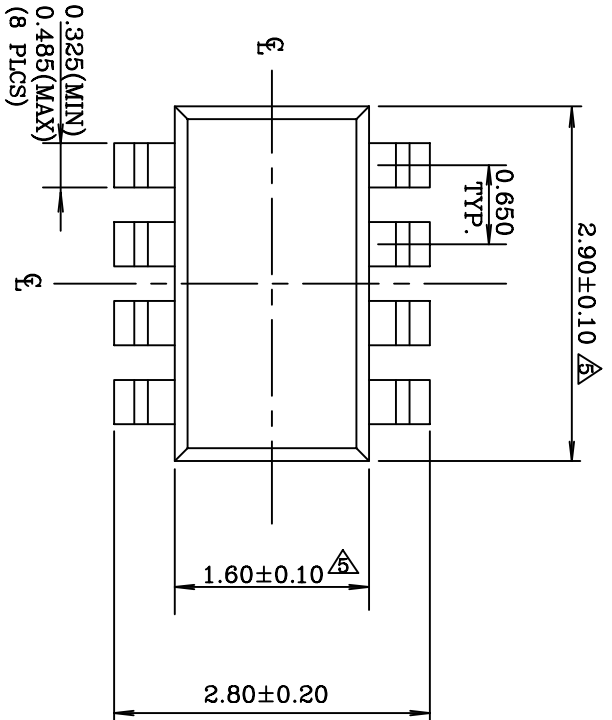


- NOTE:
1. Dimensions and tolerances are as per ANSI Y14.5M, 1982.
 2. Package surface to be mirror finish.
 3. Die is facing up for mold. Die is facing down for trim/form, ie. reverse trim/form.
 4. The footlength measuring is based on the gauge plane method.
 5. Dimensions are exclusive of mold flash and gate burr.



B	Note: METAL BURR REVISE TO GATE BURR AS PER JEDEC SPEC.	18/01/02	ANDREW	PT	TOLERANCES REFER TO THE SPECIFICATION ABOVE.	UNIT: MM	SCALE: NTS	DWN : ANDREW	DATE: 18/01/02	SOT-23 (8 LDS) PACKAGE CASE OUTLINE
A	ADD NOTE NO.5 AND CHANGE LEAD WIDTH TO 0.325(MIN) & 0.485(MAX) - (WAS 0.365).	15/01/01	ANDREW	PT		SYMBOL	APPD: CH TAN	DATE:	APPD: CK TANG	
0	ORIGINAL DRAWING	05/08/98	ANDREW	PT			APPD: CW CHAI	DATE:	APPD: SRI	DATE:
REV.	DESCRIPTION	DATE	BY	APPD			DWG. NO: SOT8-POC-001	REV.: B		SHEET NO : 1 OF 1.