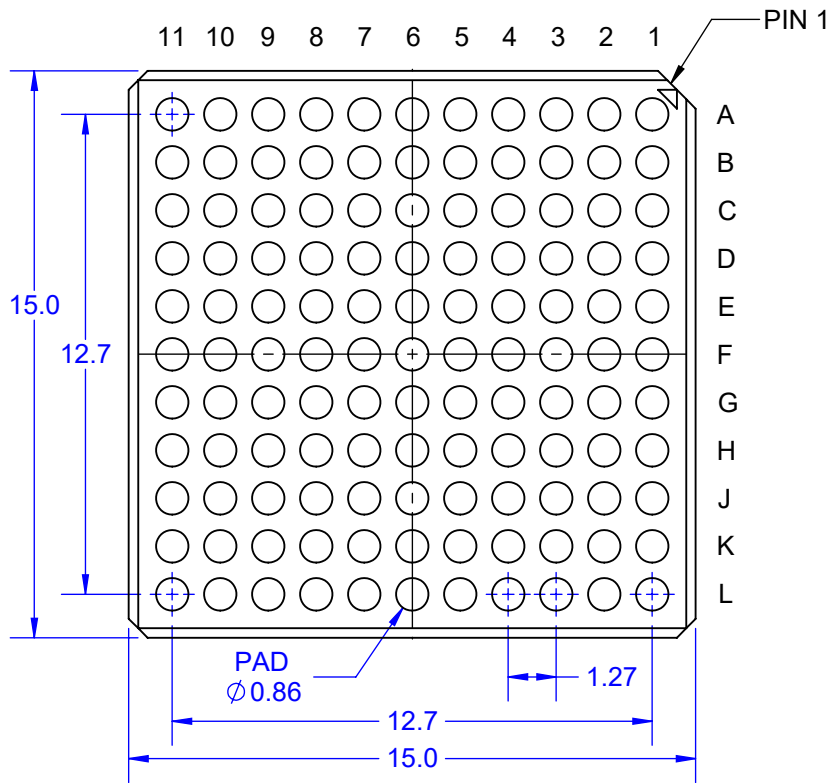
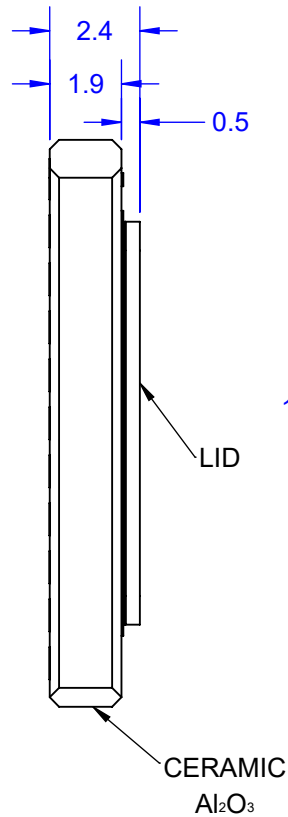


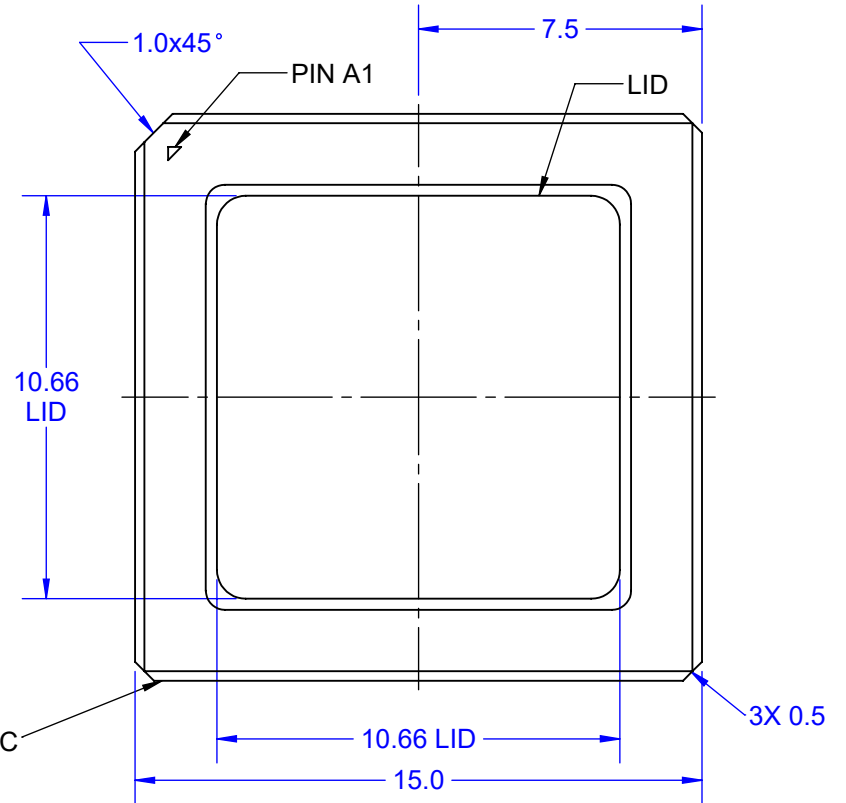
BOTTOM VIEW



SIDE VIEW



TOP VIEW



NOTES:

1. MATERIAL IS 90%-MINIMUM ALUMINA.
2. UNITS ARE MILLIMETERS.
3. EXPOSED-METAL PLATING PER MIL-PRF-38535.
 - a. NICKEL BASE: ELECTRO-PLATED 2.54~8.89µm.
 - b. GOLD: ELECTRO-PLATED 2.54~5.72µm.

Notes: (Unless Otherwise Specified).

- 1) DIMENSIONS ARE IN mm.
- 2) SHOWN WITHOUT COLUMNS.
- 3) SHOWN WITH LID COVER ATTACHED.
- 4) PART NUMBER: CLGA121T1.27.


PART NUMBER OPTIONS

PART NUMBER	DIE	SOLDER PIN	LID
CLGA121T1.27	YES	NO	YES

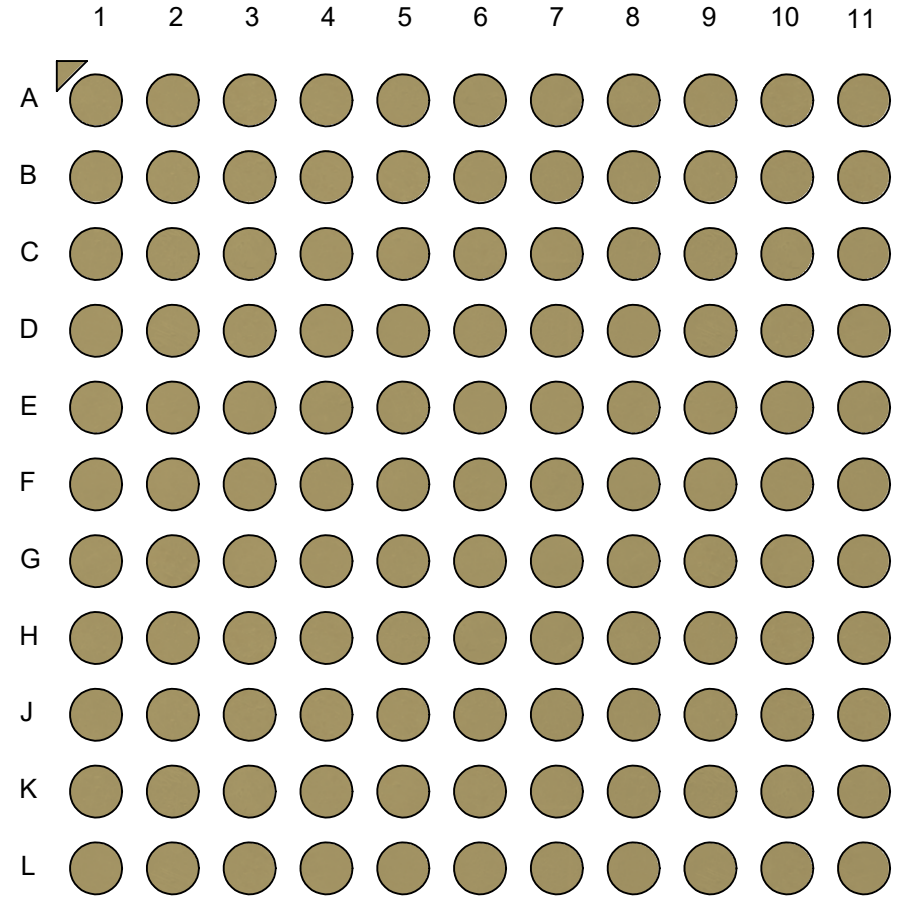
APPROVALS	DATE	TopLine®			
DRAWN T. Au	6/28/2022				
ENG M. Hart	6/28/2022	TITLE CLGA121T1.27-11x11 COLUMN GRID ARRAY			
MFG		SCALE 3:1	SIZE A	DRAWING NO. 160305	REV A
QA		DO NOT SCALE DRAWING			SHEET 1 OF 3
CUST					
REVISED					

PAD PATTERN

COLUMN (BALL) VIEW



BOTTOM X-RAY VIEWED FROM TOP



TopLine®


TITLE CLGA121T1.27-11x11
COLUMN GRID ARRAY

SCALE 8:1	SIZE A	DRAWING NO. 160019	REV A
--------------	-----------	-----------------------	----------


DO NOT SCALE DRAWING

SHEET 2 OF 3

**MODEL
CLGA121T1.27
WITHOUT COLUMNS**



**PADS
(BOTTOM)**



TOP

TopLine®			
TITLE		CLGA121T1.27-11x11 COLUMN GRID ARRAY	
SCALE	SIZE	DRAWING NO.	REV
6:1	A	160305	A
DO NOT SCALE DRAWING			SHEET 3 OF 3