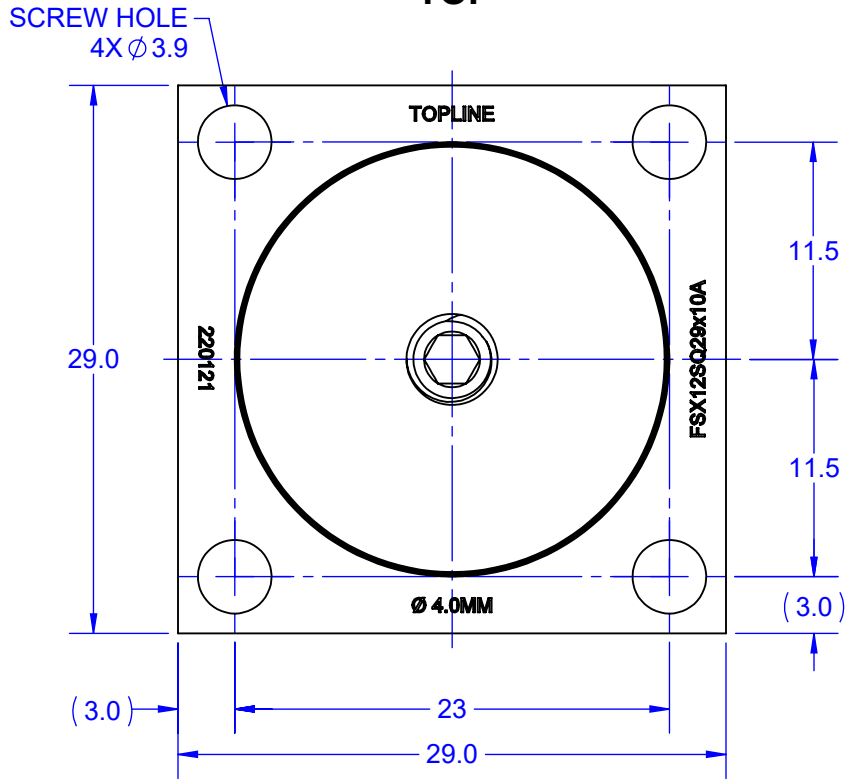
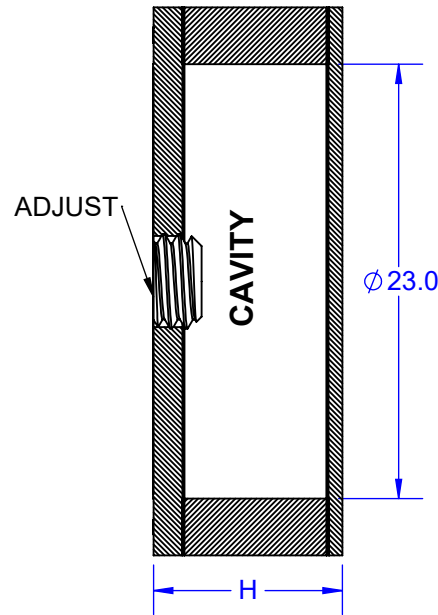


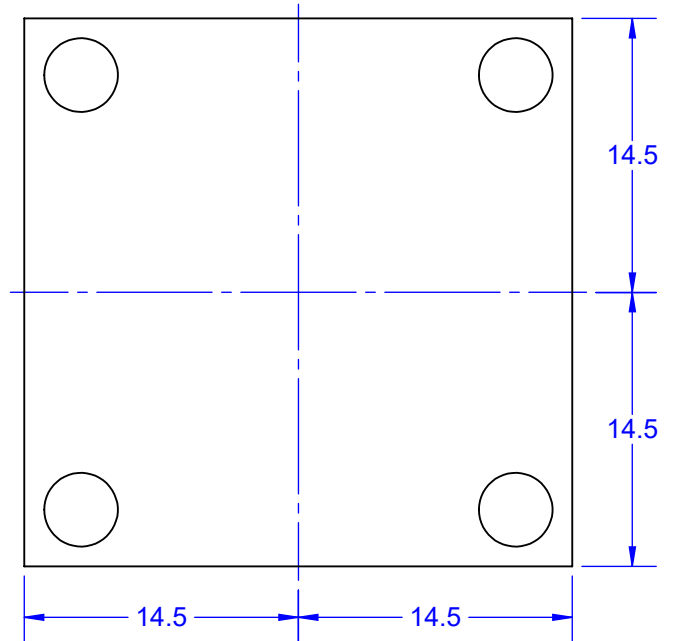
**TOP**



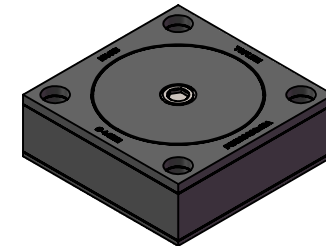
**SIDE**



**BOTTOM  
(NOTE 2)**



**MODEL**



**DIMENSION AND WEIGHT (MASS) TABLE**

H HEIGHT MAX	PCB MASS NOM	TUNGSTEN BALLS IN CAVITY				Total PID MASS	SCREW ADJUST	SCREW HEX HEAD
		Ø DIA	Per Ball	QTY	MASS			
10mm	120g	4.0mm	0.55g	22	12g	TBA	10-32	5/32

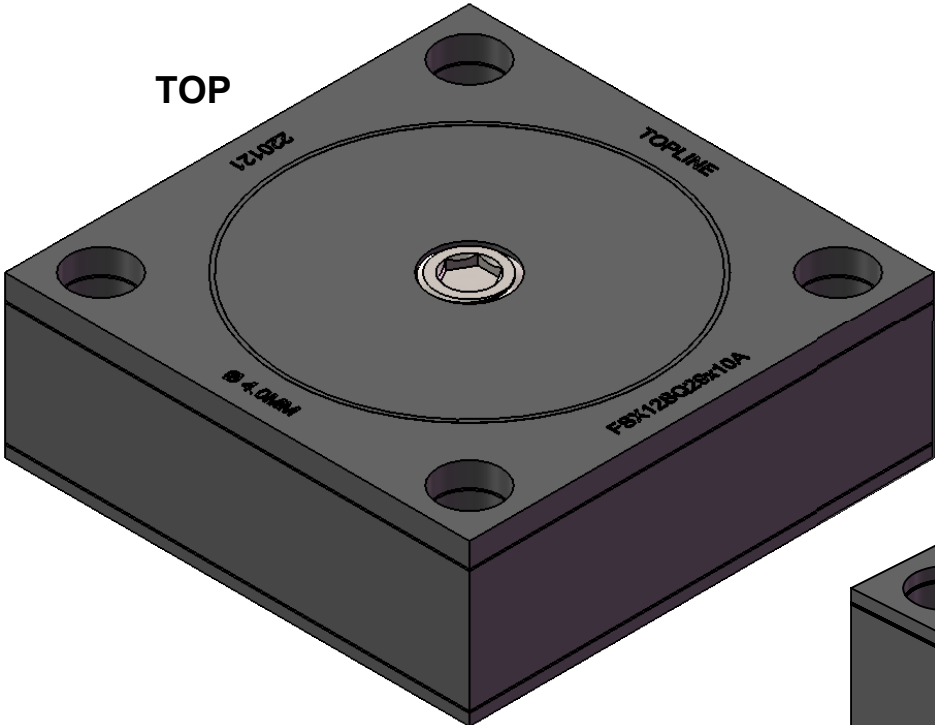
**U.S. PATENTS 10041558,  
10021779, 10704639,  
10704639, D842351**

NOTES: (Unless Otherwise Specified).

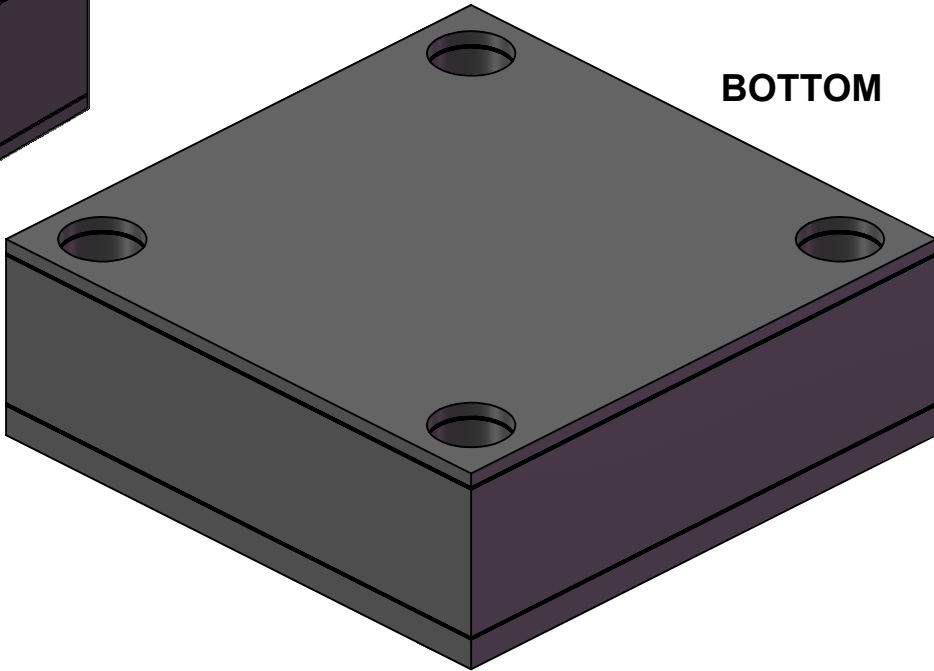
1. DIMENSIONS IN mm.
2. MOUNTING SCREW M3.5 or 6-32.
3. ALTERNATIVE MOUNTING ADHESIVE (GLUE).

APPROVALS	DATE	<b>TopLine®</b>			
DRAWN T. Au	6/23/2022				
ENG M. Hart	6/23/2022	TITLE FSX12SQ29x10A PID VIBRATION DAMPER			
MFG		SCALE 3:1	SIZE A	DRAWING NO. 220121	REV A
QA		DO NOT SCALE DRAWING			SHEET 1 OF 3
CUST					
REVISED					

MODEL



TOP



BOTTOM

NOTES:  
1. CONTACT TOPLINE FOR OTHER MOUNTING OPTIONS.

<b>TopLine®</b>			
TITLE      FSX12SQ29x10A PID VIBRATION DAMPER			
SCALE 3:1	SIZE A	DRAWING NO. 220121	REV A
DO NOT SCALE DRAWING		SHEET 2 OF 3	

## Part Number System

<u>F</u>	<u>S</u>	<u>X</u>	<u>12</u>	<u>SQ</u>	<u>29x</u>	<u>10</u>	<u>A</u>
Series	Mounting on PCB	Variation	Tungsten Payload Grams	Exterior Shape	X/Y Size	Height	Version/Option
<b><u>Filled</u></b>	<b><u>Mounting Style</u></b>	<b><u>Code</u></b>	<b><u>Code Grams</u></b>	<b><u>Code Shape</u></b>	<b><u>Code Size</u></b>	<b><u>Code Height</u></b>	<b><u>Code Version</u></b>
F = FR4 Single Layer	S = SCREW MOUNT  A = ADHESIVE GLUE	X = SPECIAL  BLANK = STANDARD	12 = 12gm  Other Mass Available	SQ Square R Rectangle C Cylindrical T Toroid Z Custom	29x = 29mm SQ  Other Sizes Available	10= 10mm MAX  Other Sizes Available	A = Version A  Other Version Available
<b><u>Empty</u></b>							
E = FR4 Case							

## Order Number

<u>2</u>	<u>2</u>	<u>012</u>	<u>1</u>
DESCRIPTION	Mount Style	Mass (gm) 9 = Decimal	Option Code
<u>Code</u> <u>Description</u>	<u>Code</u> <u>Description</u>	<u>Code</u> <u>MASS</u>	<u>Code</u> <u>Option</u>
2 = Filled PID	2 = Screw 3 = Adhesive 9 = Custom 0 = Master DWG	012 = 12 gm	1 = Version A

**TopLine®**

TITLE      FSX12SQ29x10A  
PID VIBRATION DAMPER

SCALE NONE	SIZE A	DRAWING NO. 220121	REV A
---------------	-----------	-----------------------	----------

DO NOT SCALE DRAWING

SHEET 3 OF 3