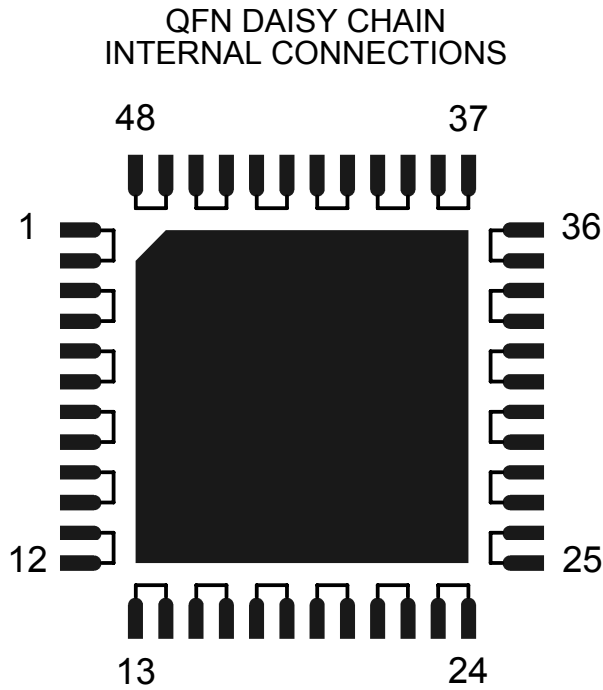
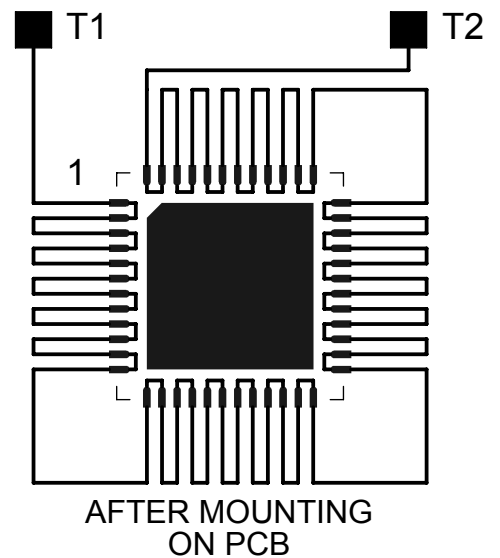
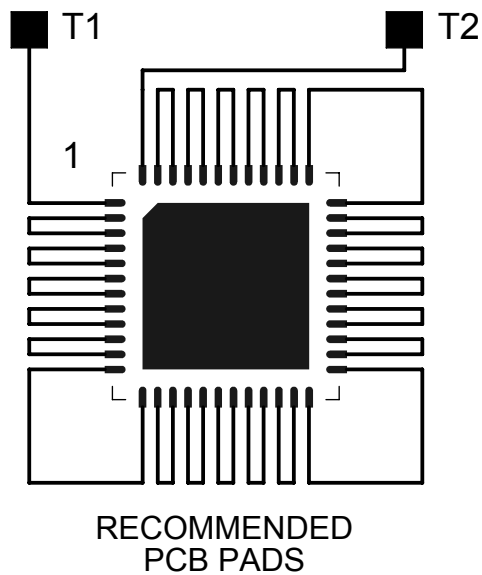


48L QFN DAISY CHAIN TOP VIEW



DAISY CHAIN NET LIST	
PINS	PINS
1 ~ 2	3 ~ 4
5 ~ 6	7 ~ 8
9 ~ 10	11 ~ 12
13 ~ 14	15 ~ 16
17 ~ 18	19 ~ 20
21 ~ 22	23 ~ 24
25 ~ 26	27 ~ 28
29 ~ 30	31 ~ 32
33 ~ 34	35 ~ 36
37 ~ 38	39 ~ 40
41 ~ 42	43 ~ 44
45 ~ 46	47 ~ 48



NOTES:

1. DAISY CHAIN WIRE BONDED TO INTERNAL PADS.
2. SEE NET LIST FOR CONNECTIONS BETWEEN PINS.
3. DRAWING NOT TO SCALE.

TopLine®			
TITLE 48L QFN - DAISY CHAIN PIN CONNECTIONS			
SCALE	SIZE A	DRAWING NO. 124817	REV A
DO NOT SCALE DRAWING			SHEET 1 OF 1