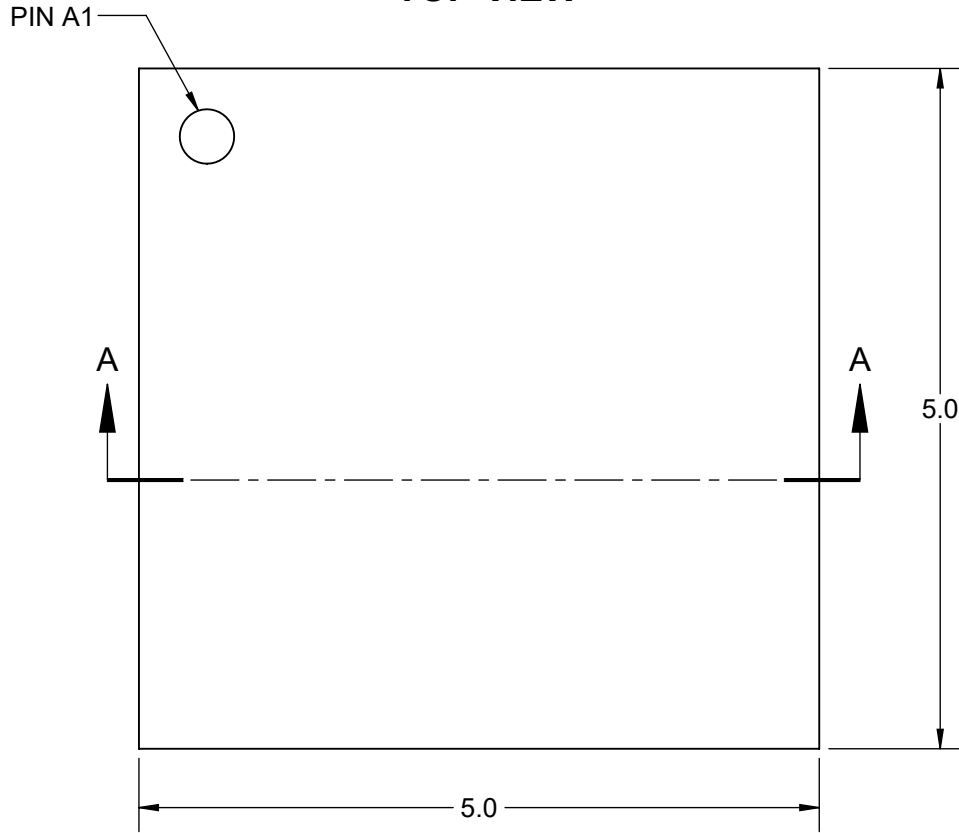
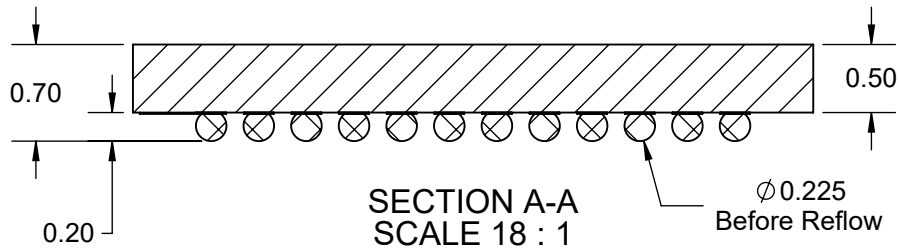
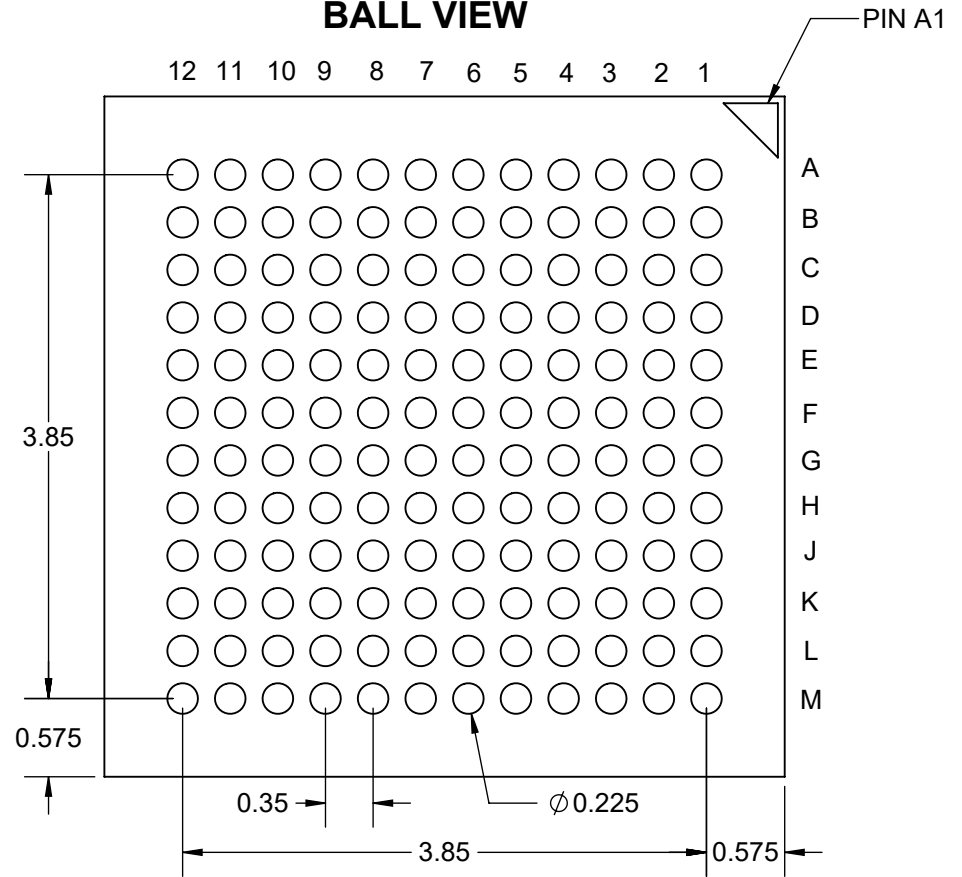


### TOP VIEW



### BALL VIEW



SECTION A-A  
SCALE 18 : 1

Notes: (Unless Otherwise Specified).


- 1) ALL DIMENSIONS: MM.
- 2) SOLDER BALL ALLOY: SEE PART NUMBER TABLE.
- 3) BALL DIAMETER (BEFORE REFLOW): 0.225mm.
- 4) SOLDER MASK DEFINED PAD OPENING: 0.20mm (8 MIL).
- 5) PAD Cu DIAMETER: 0.25mm (10 MIL).
- 6) SUBSTRATE MATERIAL: BT.
- 7) DUMMY DIE IS OPTIONAL.
- 8) ISOLATED PAD PATTERN (SEE PAGE 2).
- 9) MSL-3 RECOMMENDED BAKING 24 HOURS @ 125°C TO REMOVE MOISTURE PRIOR SOLDERING TO PC BOARD.

PART NUMBER TABLE

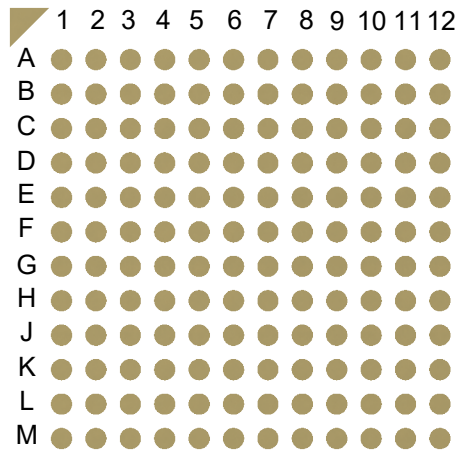

PART NUMBER	BALL ALLOY	Pb-FREE	RoHS	Si DIE
LBGA144T.35C-ISO	Sn96.5/Ag3.0/Cu0.5	YES	YES	NO
LBGA144T.35-ISO	Sn63/Pb37	NO	NO	NO

APPROVALS	DATE	<b>TopLine®</b>			
DRAWN T. Au	7/1/2023				
ENG M. Hart	7/1/2023	TITLE LBGA144T.35-ISO ISOLATED DUMMY BGA			
MFG		SCALE 40:1	SIZE A	DRAWING NO. 571207	REV A
QA		DO NOT SCALE DRAWING			SHEET 1 OF 3
CUST					
REVISED					

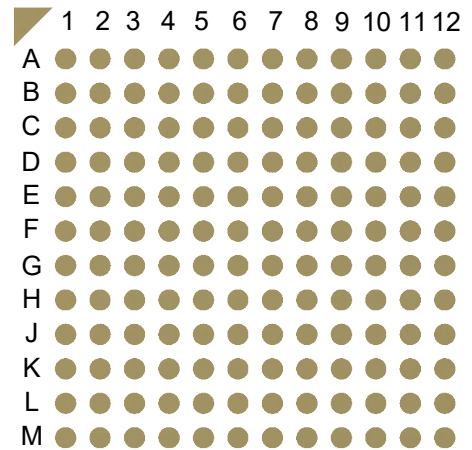
**BALL VIEW**



**BOTTOM SIDE  
(TOP X-RAY VIEW)**



**TEST VEHICLE BOARD**




**AFTER MOUNT**

Notes:

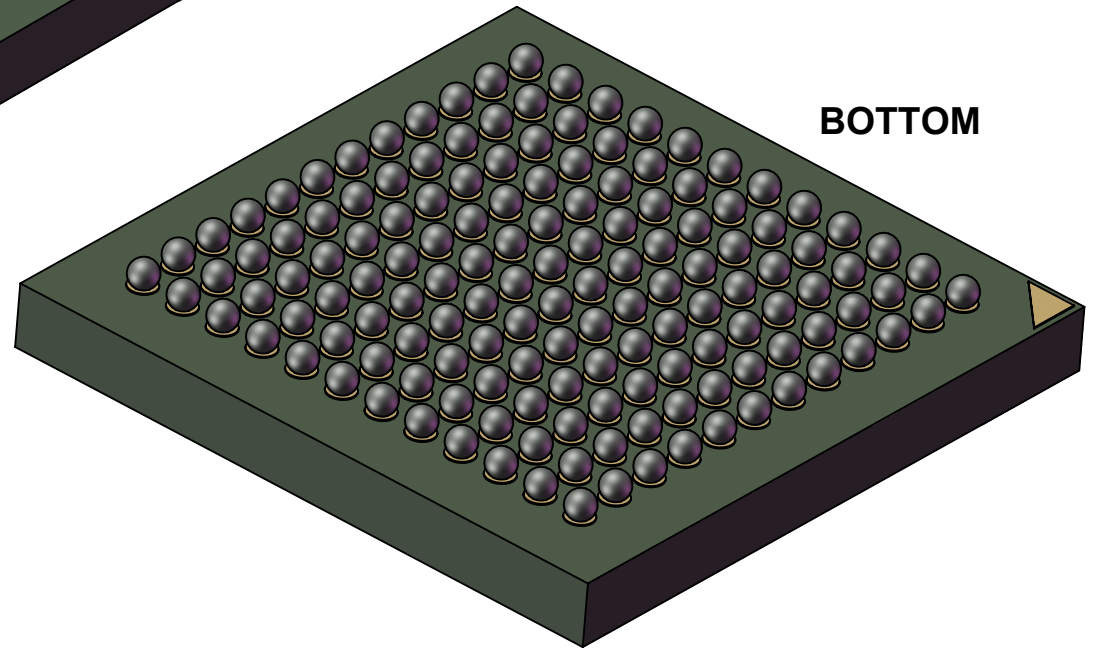
- 1) PCB BOARD DIMENSIONS ARE PRESENTED ONLY AS A GUIDELINE. DESIGNERS SHOULD USE THEIR OWN EXPERIENCE WHEN DESIGNING PCB.
- 2) PCB Cu BALL PAD DIAMETER:  $\varnothing$ 0.25mm (10 mil).
- 3) PCB TRACING LINE WIDTH: 0.127mm (5 mil).
- 4) SMD (SOLDER MASK DEFINED) PAD OPENING 0.20mm (8 MIL).

<b>TopLine<sup>®</sup></b>			
TITLE		LBGA144T.35-ISO ISOLATED DUMMY BGA	
SCALE	SIZE	DRAWING NO.	REV
25:1	A	571207	A
DO NOT SCALE DRAWING			SHEET 2 OF 3

MODEL



TOP



BOTTOM

**TopLine<sup>®</sup>**

TITLE LPGA144T.35-ISO  
ISOLATED DUMMY BGA

SCALE 40:1	SIZE A	DRAWING NO. 571270	REV A
---------------	-----------	-----------------------	----------

DO NOT SCALE DRAWING

SHEET 3 OF 3