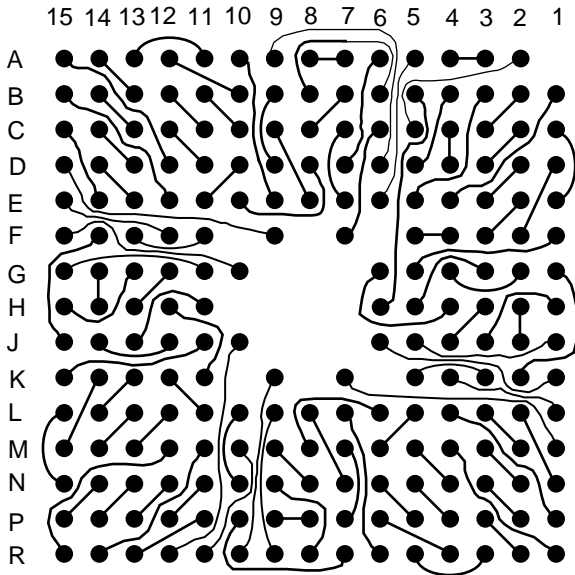
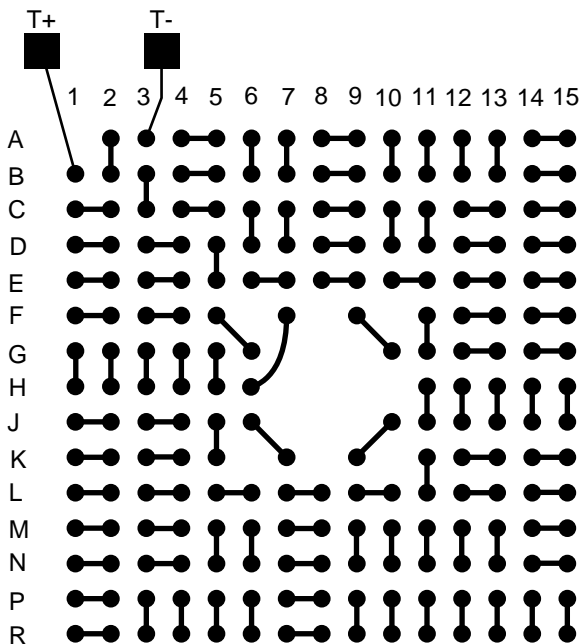
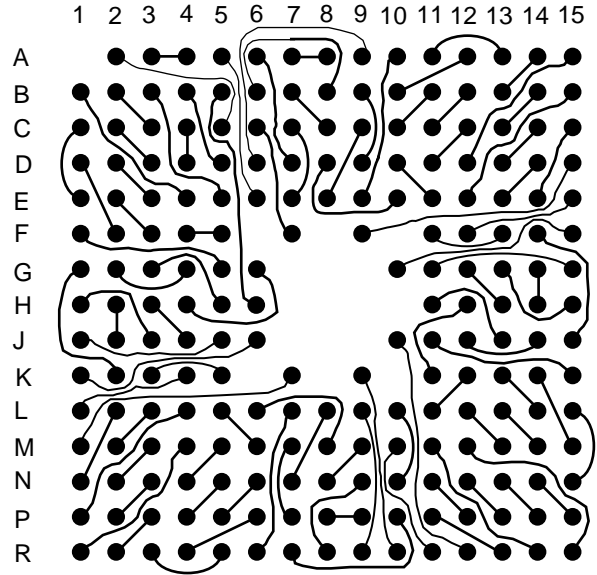


<u>BALLS</u>	<u>PITCH</u>	<u>SIZE</u>	<u>MATRIX</u>	<u>ROWS</u>	<u>CENTER</u>	<u>MAT'L</u>
208	0.5mm	9.28mm SQ	15 x 15	6	none	Flex Polyimide


BALL VIEW



BOTTOM SIDE (TOP X-RAY VIEW)



TEST VEHICLE BOARD



AFTER MOUNTING TO TEST BOARD

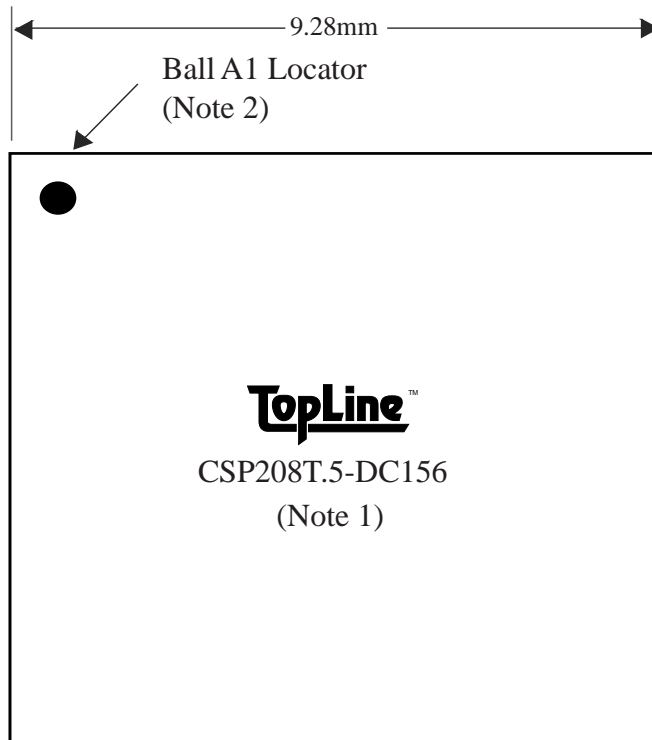
CSP208T.5-DC156



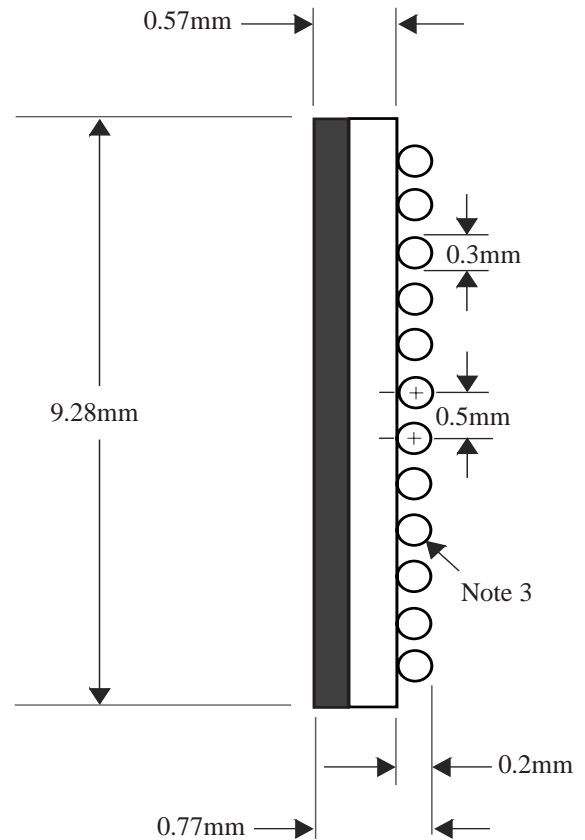
BALLS	PITCH	SIZE	MATRIX	ROWS	CENTER	MAT'L
208	0.5mm	9.28mm SQ	15 x 15	6	none	Flex Polyimide

TEL 1-714-898-3830
info@topline.tv

TOP VIEW



SIDE VIEW



NOTES		REVISIONS		
Note 1	Logo and part number centered	Rev	Date	Changes
Note 2	Ball A1 locator mark positioned in corner			
Note 3	Ball Material: Sn63	PACKAGING TRAYS		
Note 4	Substrate Material: μ BGA Two metal packages with Elastomer and polyimide tape	Tray BGATRAYTV208 Tray Quantity		



TEL 1-714-898-3830
info@topline.tv

BUMP-TO-BUMP CONNECTION TABLE

BUMP TO BUMP	BUMP TO BUMP	BUMP TO BUMP	BUMP TO BUMP	BUMP TO BUMP	BUMP TO BUMP
A2-c5	B11-C10	E2-F3	H12-K11	L8-N7	N12-P13
A3-A4	B12-C11	E15-F12	J1-J5	L9-R9	N13-P14
A5-E6	B14-C13	F1-G5	J6-K1	L10-N10	N14-P15
A6-D7	B15-E12	F4-F5	J10-R12	L12-M13	P3-R2
A7-A8	C1-E1	F11-F13	J11-K15	L13-M14	P6-R4
A9-D6	C2-D3	F14-J15	J12-J14	L15-N15	P8-P9
A10-E9	C4-D4	F15-G10	K3-K5	M3-N2	P10-R7
A11-A13	C6-F7	G1-K2	K4-L1	M4-R1	P11-R13
A12-B10	C7-E7	G2-G4	K7-M1	M5-N4	R3-R5
A14-B13	C9-E8	G3-H5	K9-R10	M7-P7	
A15-D12	C12-D11	G6-H4	K12-L11	M9-N8	
B1-E4	C14-D13	G11-G15	K13-L14	M10-R11	
B2-C3	C15-E14	G12-H13	K14-M15	M11-R14	
B3-E5	D1-F2	G13-H15	L2-N1	M12-R15	
B4-D5	D2-E3	G14-H14	L3-M2	N3-P2	
B5-H6	D6-E10	H1-J3	L4-P1	N5-P4	
B6-B8	D10-E11	H2-J2	L5-M6	N6-P5	
B7-C8	D14-E13	H3-J4	L6-M8	N9-R8	
B9-D9	D15-F9	H11-J13	L7-R6	N11-P12	



CSP208T.5-DC156
TV208 Tessera Test Vehicle

