
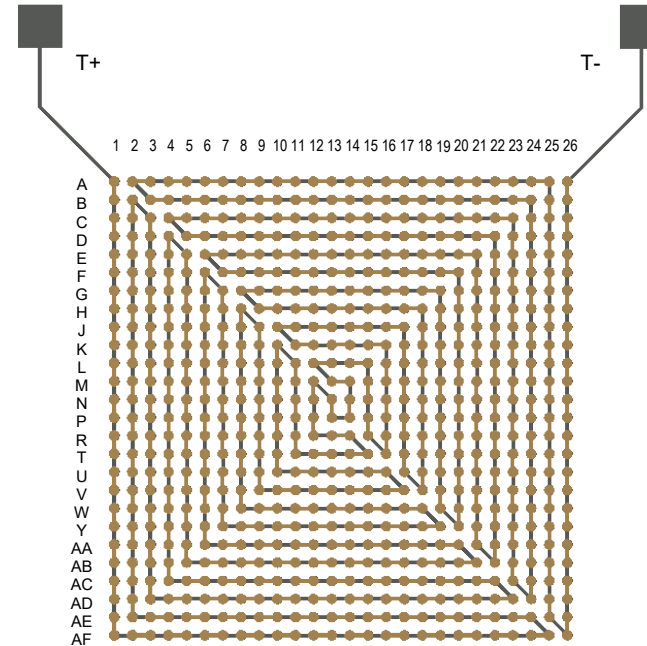
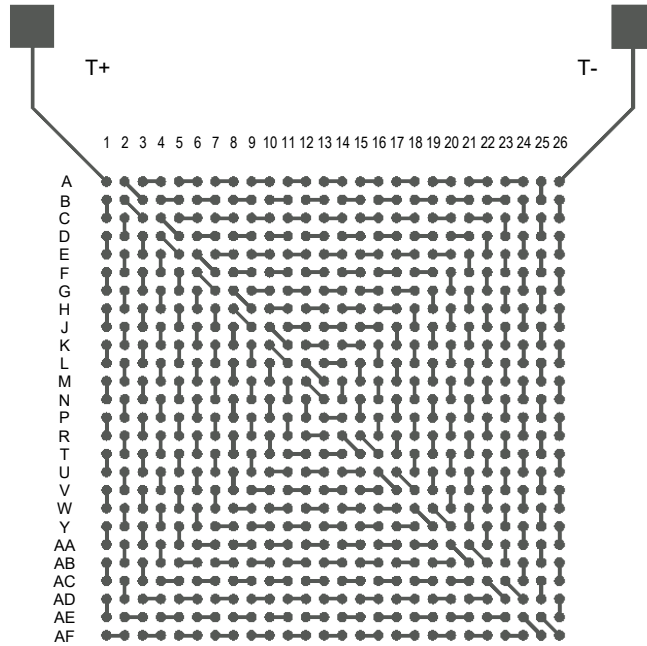



BALL VIEW



BOTTOM SIDE (TOP X-RAY VIEW)



TEST VEHICLE BOARD

AFTER MOUNTING


Notes:

- 1) PCB BOARD DIMENSIONS ARE PRESENTED ONLY AS A GUIDELINE. DESIGNERS SHOULD USE THEIR OWN EXPERIENCE WHEN DESIGNING PCB.
- 2) PCB Cu BALL PAD DIAMETER 0.355mm [14 MIL].
- 3) PCB DAISY CHAIN TRACING LINE WIDTH 0.127mm [5 MIL].
- 4) SMD (SOLDER MASK DEFINED) PAD OPENING 0.25mm [10 MIL].




TITLE			
BGA676T.5C-DC269D DAISY CHAIN DUMMY			
SCALE	SIZE	DRAWING NO.	REV
	A	552691	B
DO NOT SCALE DRAWING			SHEET 2 OF 3

MODEL



TOP



BOTTOM

TopLine®

TITLE BGA676T.5C-DC269D
DAISY CHAIN DUMMY

SCALE	SIZE A	DRAWING NO. 552691	REV B
-------	-----------	-----------------------	----------

DO NOT SCALE DRAWING

SHEET 3 OF 3