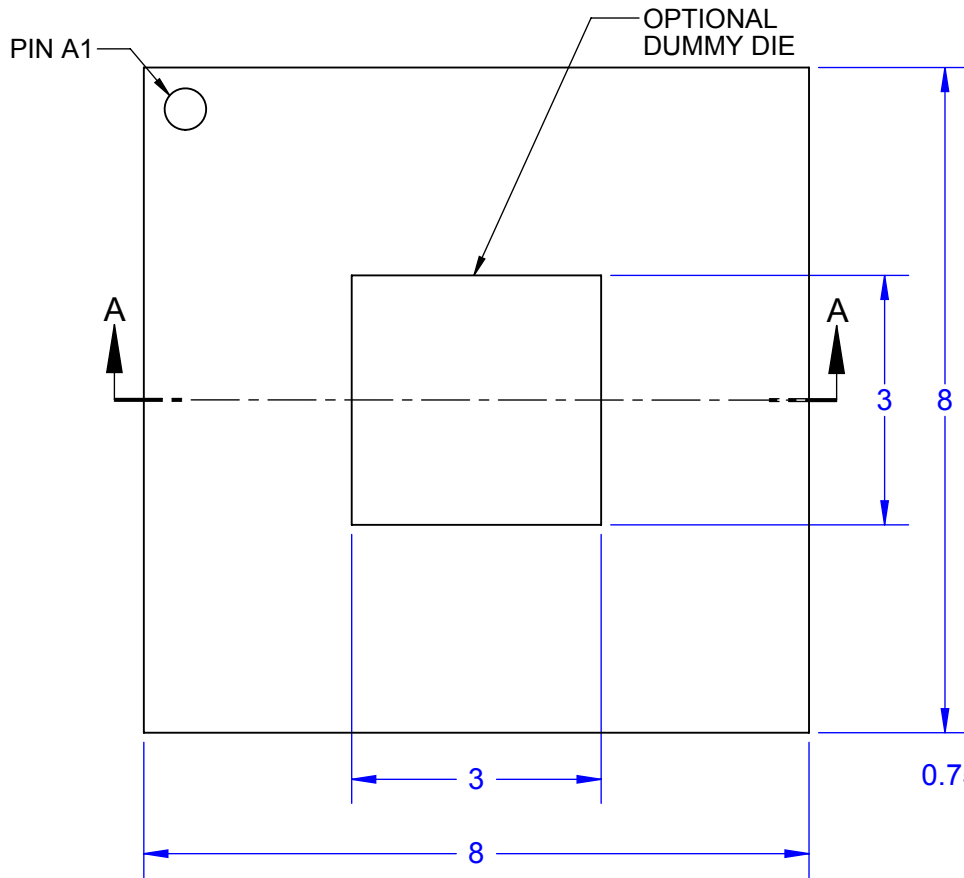
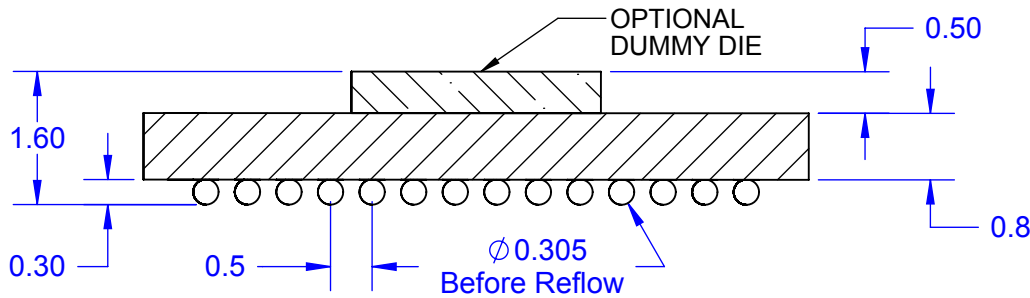
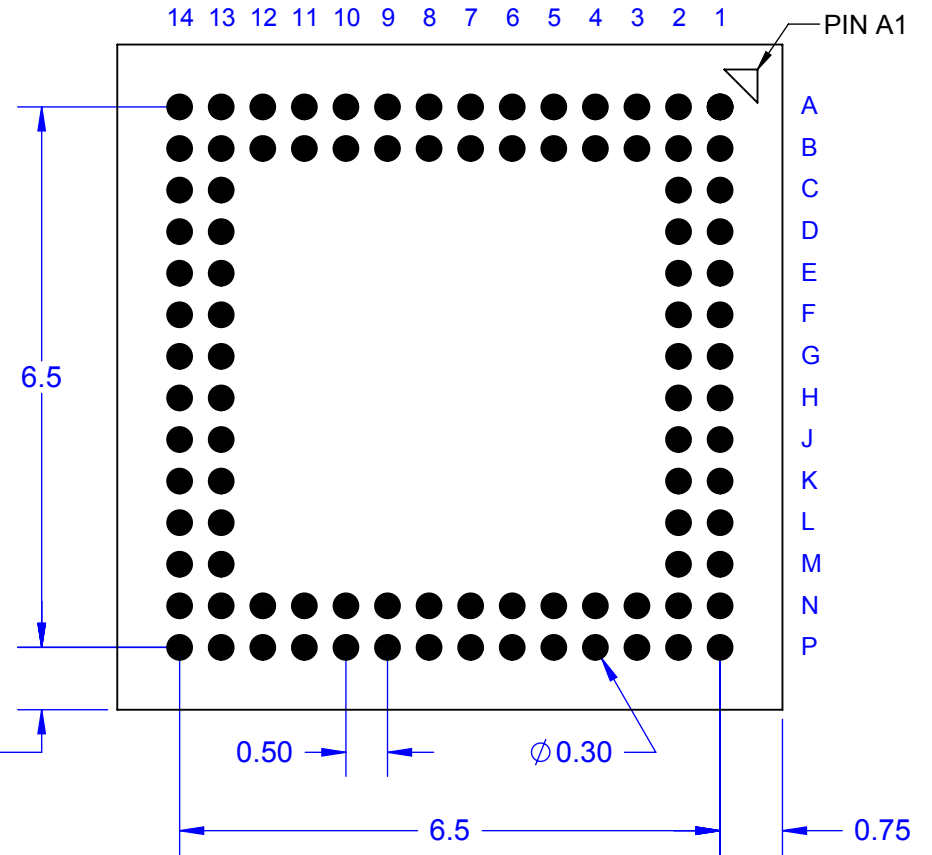


### TOP VIEW



### BALL VIEW



### SECTION A-A

Notes: (Unless Otherwise Specified).


- 1) ALL DIMENSIONS ARE IN MM.
- 2) SOLDER BALL ALLOY: SEE PART NUMBER TABLE.
- 3) BALL DIAMETER (BEFORE REFLOW): 0.30mm.
- 4) SOLDER MASK DEFINED PAD OPENING: 0.28mm (11 MIL).
- 5) PAD Cu DIAMETER: 0.355mm (14 MIL).
- 6) SUBSTRATE MATERIAL: BT (ALTERNATE FR4).
- 7) DUMMY DIE IS OPTIONAL.
- 8) DAISY CHAIN PATTERN (SEE PAGE 2).
- 9) MSL-3 RECOMMENDED BAKING 24 HOURS @ 125°C TO REMOVE MOISTURE PRIOR SOLDERING TO PC BOARD.

### PART NUMBER TABLE



| PART NUMBER       | BALL ALLOY         | Pb-Free | RoHS | Si DIE |
|-------------------|--------------------|---------|------|--------|
| LBGA96T.5-C-ISO   | Sn96.5/Ag3.0/Cu0.5 | YES     | YES  | NO     |
| LBGA96T.5-C-ISO-D | Sn96.5/Ag3.0/Cu0.5 | YES     | YES  | YES    |
| LBGA96T.5-ISO     | Sn63/Pb37          | NO      | NO   | NO     |
| LBGA96T.5-ISO-D   | Sn63/Pb37          | NO      | NO   | YES    |

| APPROVALS   | DATE    | <b>TopLine®</b>                           |  |       |              |             |     |
|-------------|---------|---|--|-------|--------------|-------------|-----|
| DRAWN T. Au | 1/16/14 |   |  |       |              |             |     |
| ENG M. Hart | 1/16/14 | TITLE<br>LBGA96T.5C-ISO<br>ISOLATED DUMMY |  | SCALE | SIZE         | DRAWING NO. | REV |
| MFG         |         |   |  | 11:1  | A            | 551411      | A   |
| QA          |         | DO NOT SCALE DRAWING                      |  |       | SHEET 1 OF 2 |             |     |
| CUST        |         |   |  |       |              |             |     |
| REVISED     |         |   |  |       |              |             |     |


### BALL VIEW



### BOTTOM SIDE (TOP X-RAY VIEW)



### TEST VEHICLE BOARD



### AFTER MOUNTING

**Notes:**

- 1) PCB BOARD DIMENSIONS ARE PRESENTED ONLY AS A GUIDELINE. DESIGNERS SHOULD USE THEIR OWN EXPERIENCE WHEN DESIGNING PCB.
- 2) PCB Cu BALL PAD DIAMETER 0.355mm (14 MIL).
- 3) PCB DAISY CHAIN TRACING LINE WIDTH 0.127mm (5 MIL).
- 4) SMD (SOLDER MASK DEFINED) PAD OPENING: 0.28mm (11 MIL).



|                      |      |                                  |              |
|----------------------|------|----------------------------------|--------------|
| TITLE                |      | LPGA96T.5C-ISO<br>ISOLATED DUMMY |              |
| SCALE                | SIZE | DRAWING NO.                      | REV          |
| 9:1                  | A    | 551411                           | A            |
| DO NOT SCALE DRAWING |      |                                  | SHEET 2 OF 2 |