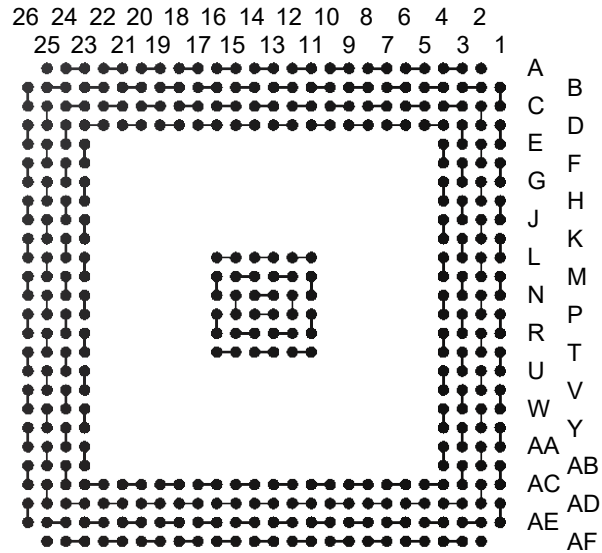
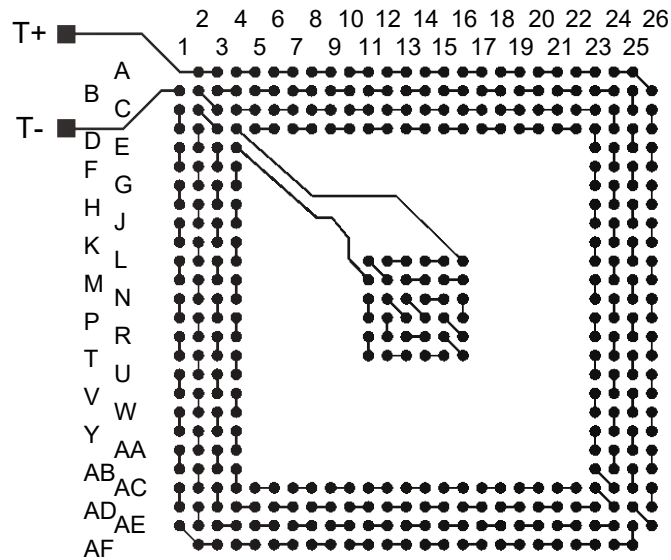
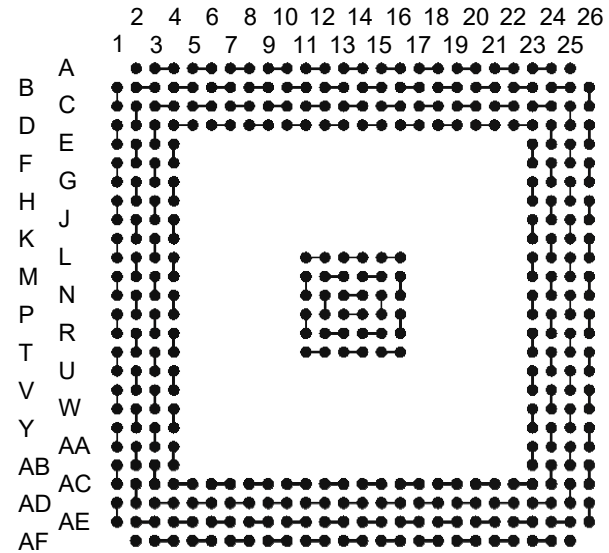


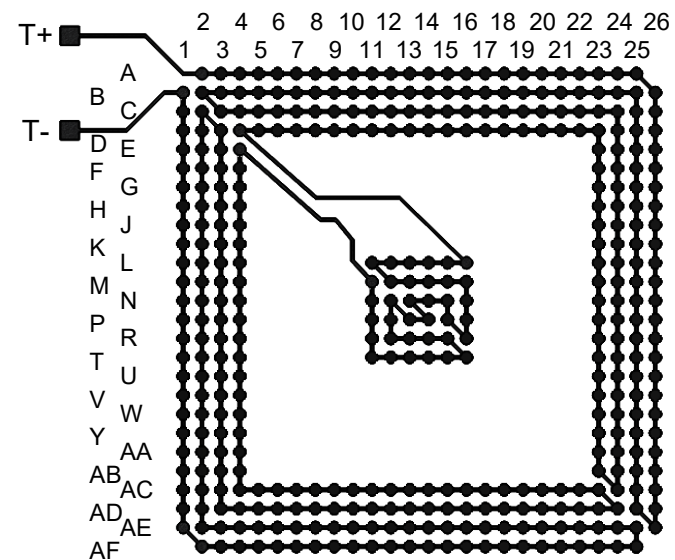
BALL VIEW



BOTTOM SIDE (TOP X-RAY VIEW)



TEST VEHICLE BOARD



AFTER MOUNTING

Notes:


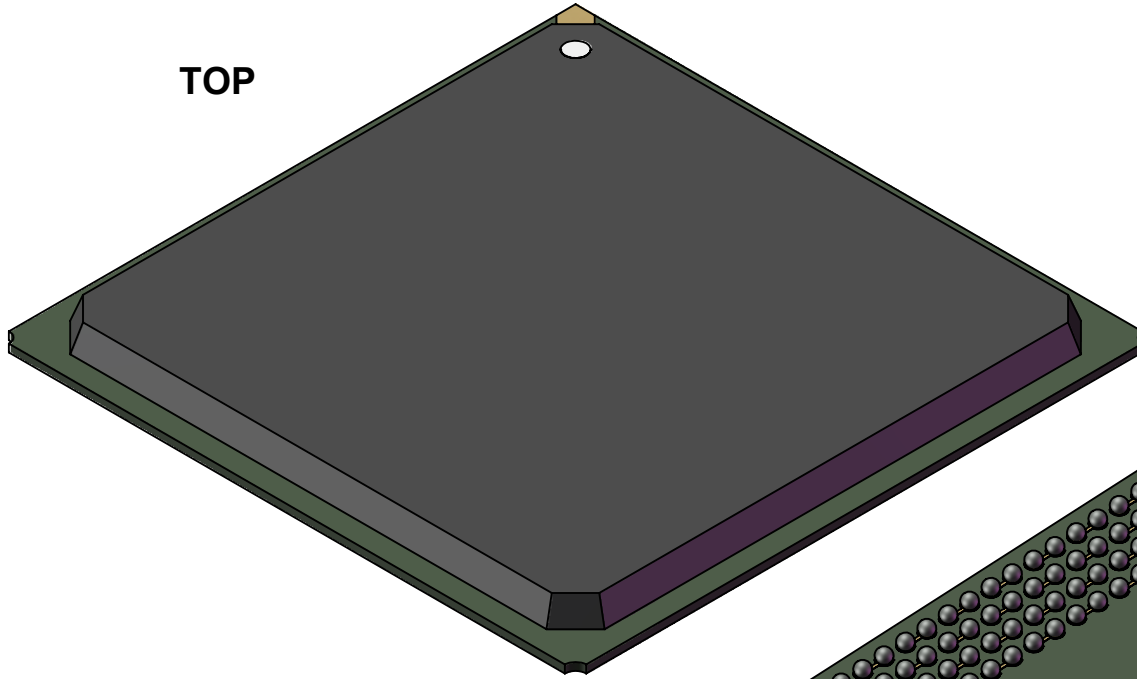
- 1) PCB BOARD DIMENSIONS ARE PRESENTED ONLY AS A GUIDELINE. DESIGNERS SHOULD USE THEIR OWN EXPERIENCE WHEN DESIGNING PCB.
- 2) PCB Cu BALL PAD DIAMETER: 0.60mm (23.6 MIL).
- 3) PCB DAISY CHAIN TRACING LINE WIDTH: 0.15mm (6 MIL).
- 4) SMD (SOLDER MASK DEFINED) PAD OPENING: 0.45mm (17.7 MIL).



TITLE			
BGA384T1.0-DC261BD DAISY CHAIN DUMMY			
SCALE	SIZE	DRAWING NO.	REV
2.5:1	A	512611	A
DO NOT SCALE DRAWING			SHEET 2 OF 3

MODEL

TOP



BALL VIEW

TopLine[®]

TITLE BGA384T1.0-DC261BD
DAISY CHAIN DUMMY

SCALE	SIZE	DRAWING NO.	REV
4:1	A	512611	A

DO NOT SCALE DRAWING

SHEET 3 OF 3