


- Notes: (Unless Otherwise Specified).
- 1) ALL DIMENSIONS ARE IN MM.
 - 2) SOLDER BALL ALLOY: SEE PART NUMBER TABLE.
 - 3) BALL DIAMETER (BEFORE REFLOW): 0.635mm [25 MIL].
 - 4) SOLDER MASK DEFINED PAD OPENING: 0.508mm [20 MIL].
 - 5) PAD Cu DIAMETER: 0.685mm [27 MIL].
 - 6) SUBSTRATE MATERIAL: FR4 (ALTERNATE BT).
 - 7) DUMMY DIE IS OPTIONAL.
 - 8) DAISY CHAIN PATTERN (SEE PAGE 2).
 - 9) MSL-3 RECOMMEND BAKING 24 HOURS @ 125C TO REMOVE MOISTURE PRIOR TO SOLDERING TO PC BOARD.

PART NUMBER TABLE				
PART NUMBER	BALL ALLOY	Pb-FREE	RoHS	Si DIE
LBGA2500T1.0C-BUS	Sn96.5/Ag3.0/Cu0.5	YES	YES	NO
LBGA2500T1.0C-BUS-D	Sn96.5/Ag3.0/Cu0.5	YES	YES	YES
LBGA2500T1.0-BUS	Sn63/Pb37	NO	NO	NO
LBGA2500T1.0-BUS-D	Sn63/Pb37	NO	NO	YES

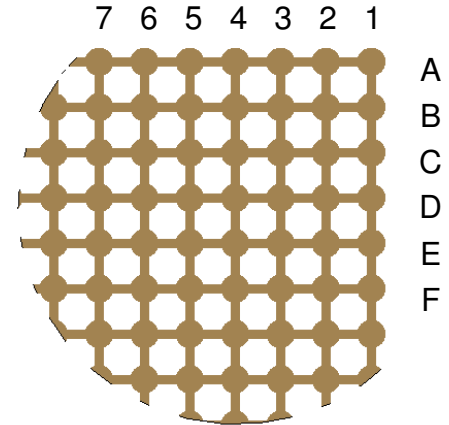
TOLERANCE UNLESS NOTED		APPROVALS		DATE				
X.XX	+/- 0.01	DRAWN J. Hines		11/6/2015				
X.XXX	+/- 0.005	ENG M. Hart		11/6/2015	TITLE			
X.XXXX	+/- 0.0005	MFG			LBGA2500T1.0-BUS			
ANGLES +/- 0.5°		THIRD ANGLE PROJECTION			ALL PADS SHORTED			
ALL DIMENSIONS IN		QA			SCALE	SIZE	DRAWING NO.	REV
□ INCHES ☒ MILLIMETERS		CUST			2:1	A	515009	A
		REVISED			DO NOT SCALE DRAWING			SHEET 1 OF 3

BALL VIEW

50 48 46 44 42 40 38 36 34 32 30 28 26 24 22 20 18 16 14 12 10 8 6 4 2
 49 47 45 43 41 39 37 35 33 31 29 27 25 23 21 19 17 15 13 11 9 7 5 3 1



A
B
C
D
E
F
G
H
J
K
L
M
N
P
R
T
U
V
W
Y
Z
AA
AB
AC
AD
AE
AF
AG
AH
AJ
AK
AL
AM
AN
AP
AQ
AR
AT
AU
AV
AW
AY
AZ
BA
BB
BC
BD
BE
BF
BG



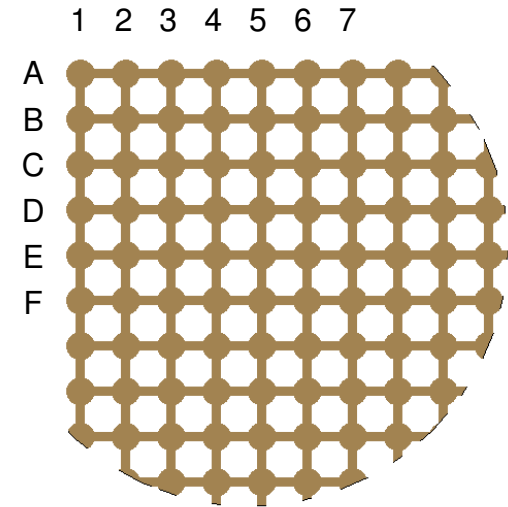

DETAIL B
 SCALE 6 : 1
 ALL PADS
 CONNECTED

Notes:

- 1) PCB BOARD DIMENSIONS ARE PRESENTED ONLY AS A GUIDELINE. DESIGNERS SHOULD USE THEIR OWN EXPERIENCE WHEN DESIGNING PCB.
- 2) PCB Cu BALL PAD DIAMETER 0.685mm [27 MIL].
- 3) PCB DAISY CHAIN TRACING LINE WIDTH 0.204mm [8 MIL].
- 4) SMD (SOLDER MASK DEFINED) PAD OPENING 0.508mm [20 MIL].

TopLine ®			
TITLE		LBGA2500T1.0-BUS ALL PADS SHORTED	
SCALE	SIZE	DRAWING NO.	REV
3:1	A	515009	A
DO NOT SCALE DRAWING			SHEET 2 OF 3

BOTTOM SIDE (TOP X-RAY VIEW)



DETAIL C
SCALE 6 : 1
ALL PADS
CONNECTED

TopLine ®			
TITLE		LBGA2500T1.0-BUS ALL PADS SHORTED	
SCALE	SIZE	DRAWING NO.	REV
3:1	A	515009	A
DO NOT SCALE DRAWING			SHEET 3 OF 3