
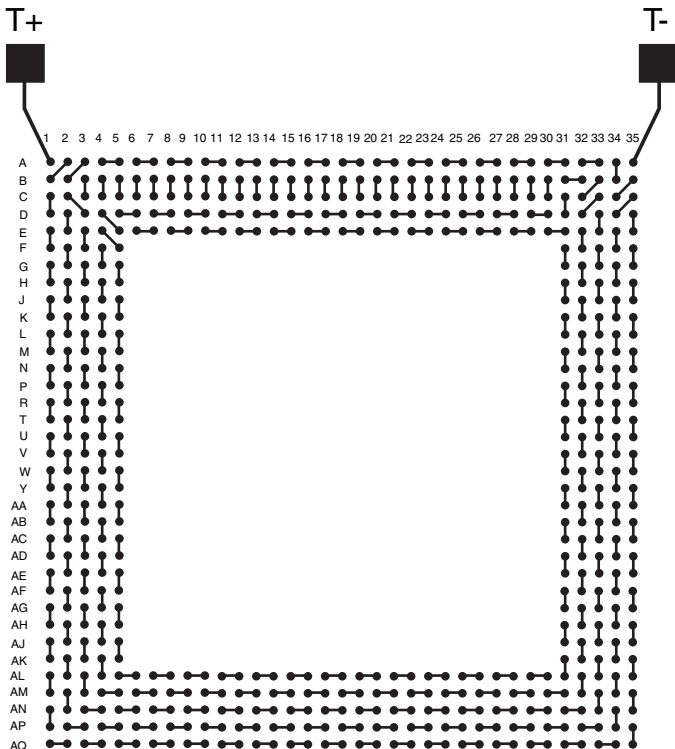



<u>BALLS</u>	<u>PITCH</u>	<u>SIZE</u>	<u>MATRIX</u>	<u>ROWS</u>	<u>CENTER</u>	<u>MAT'L</u>
600	1.27mm	45mm	35 x 35	5	none	BT

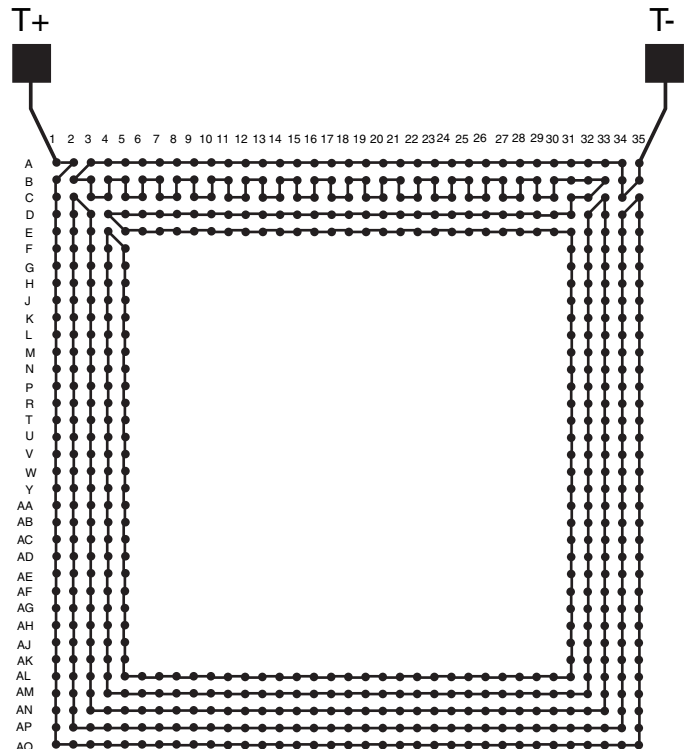
BALL VIEW



BOTTOM SIDE (TOP X-RAY VIEW)



TEST VEHICLE BOARD



AFTER MOUNTING TO TEST BOARD

SBGA600T1.27-DC355

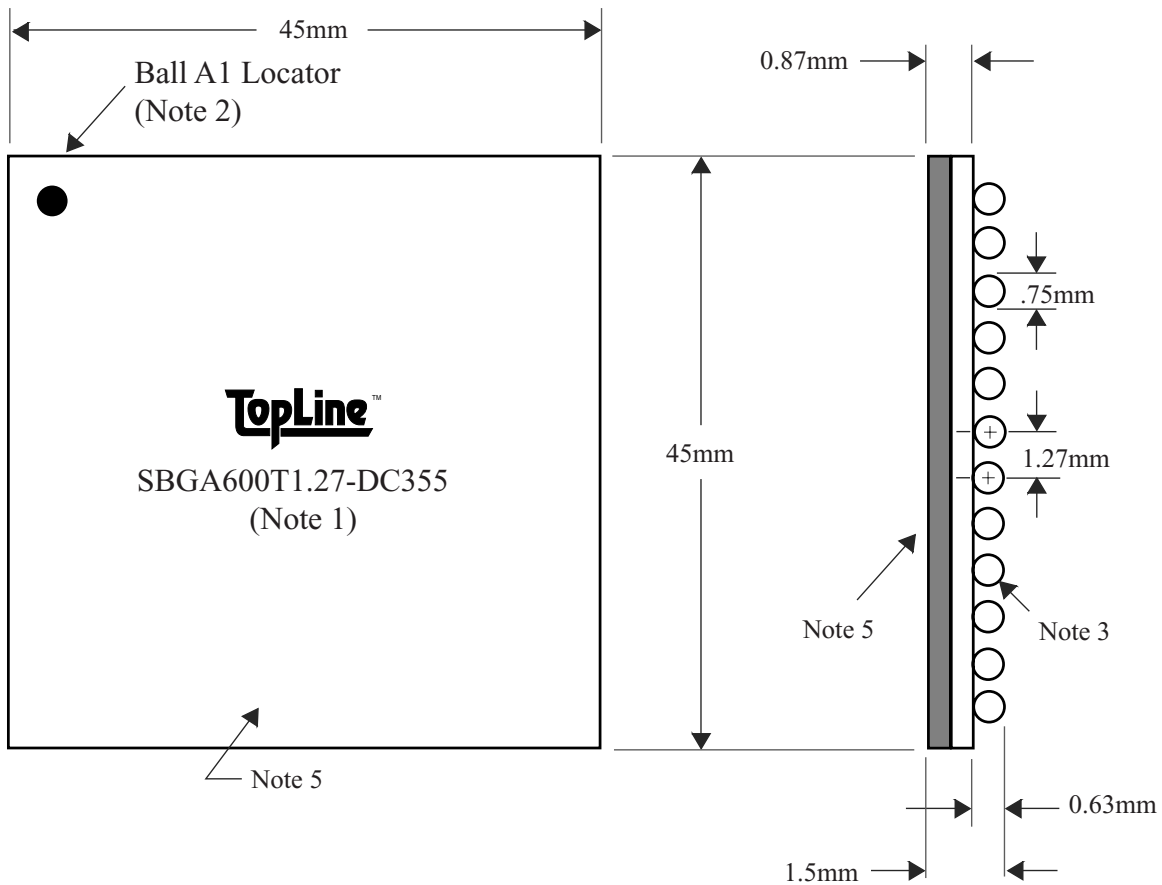


TEL 1-714-898-3830
info@topline.tv

BALLS	PITCH	SIZE	MATRIX	ROWS	CENTER	MAT'L
600	1.27mm	45mm	35 x 35	5	none	BT

TOP VIEW

SIDE VIEW



NOTES		REVISIONS		
Note 1	Logo and part number centered	Rev	Date	Changes
Note 2	Ball A1 locator mark positioned in corner			
Note 3	Ball Material: Sn Pb			
Note 4	Substrate Material: BT laminate			
Note 5	Metal heat sink. Die cavity down			
		PACKAGING TRAYS		
		Tray BGATRAY45mm-2x6 Tray Quantity 12		