
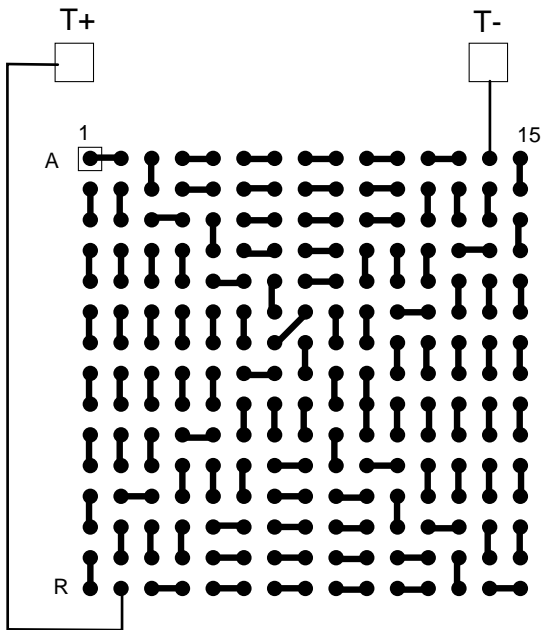



LPGA225T1.5-DC15

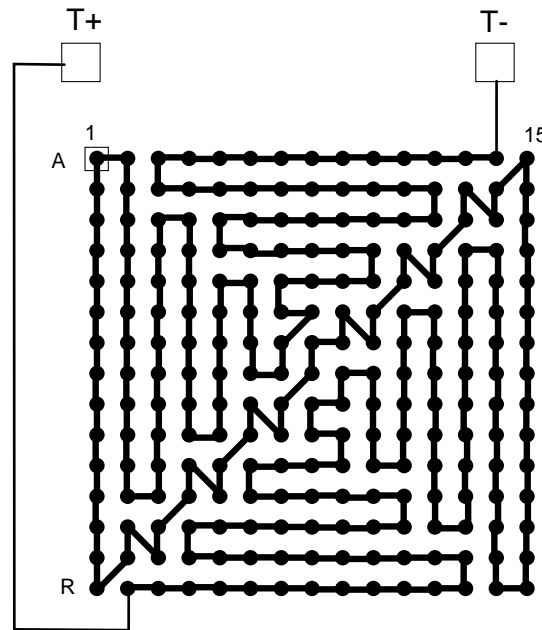
BALL VIEW



BOTTOM SIDE (TOP X-RAY VIEW)



TEST VEHICLE BOARD



AFTER MOUNTING TO TEST BOARD

LBGA225T1.5-DC15

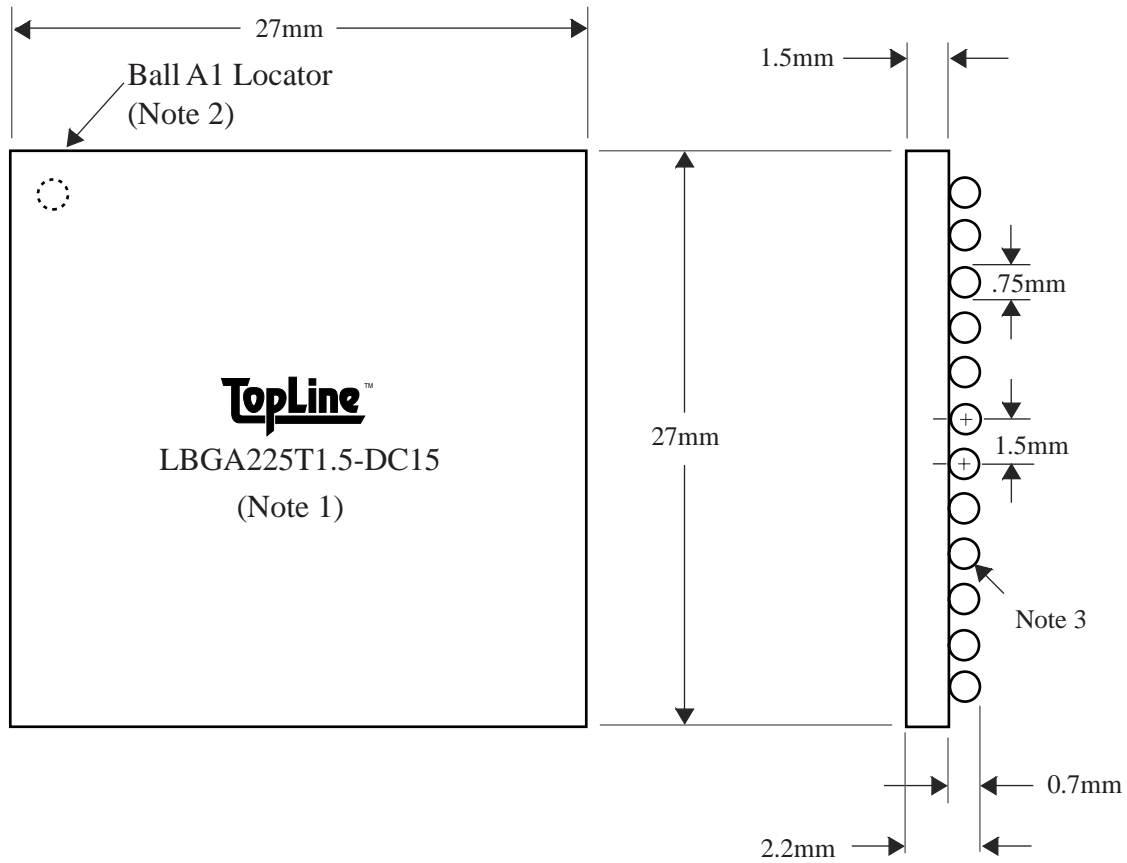


TEL 1-714-898-3830
info@toplinedummy.com

<u>BALLS</u>	<u>PITCH</u>	<u>SIZE</u>	<u>MATRIX</u>	<u>ROWS</u>	<u>CENTER</u>	<u>MAT'L</u>
225	1.5mm	27mm SQ	15 x 15	full	full	FR4

TOP VIEW

SIDE VIEW



NOTES		REVISIONS		
Note 1	Logo and part number centered White ink on black solder mask	<u>Rev</u>	<u>Date</u>	<u>Changes</u>
Note 2	Ball A1 locator mark positioned in corner			
Note 3	Ball Material: 62/36/2 SnPbAg			
Note 4	Substrate Material: FR4 laminate			
		PACKAGING TRAYS		
		Tray BGATRAY27mm-4x10 Tray Quantity 40		