



TEL 1-714-898-3830
 info@toplinedummy.com

BALLS	PITCH	SIZE	MATRIX	ROWS	CENTER	MAT'L
1225	1.27mm	45mm SQ	35 x 35	full	full	ceramic

BALL VIEW

BOTTOM SIDE (TOP X-RAY VIEW)



TEST VEHICLE BOARD

AFTER MOUNTING TO TEST BOARD

CBGA1225T1.27-DC359

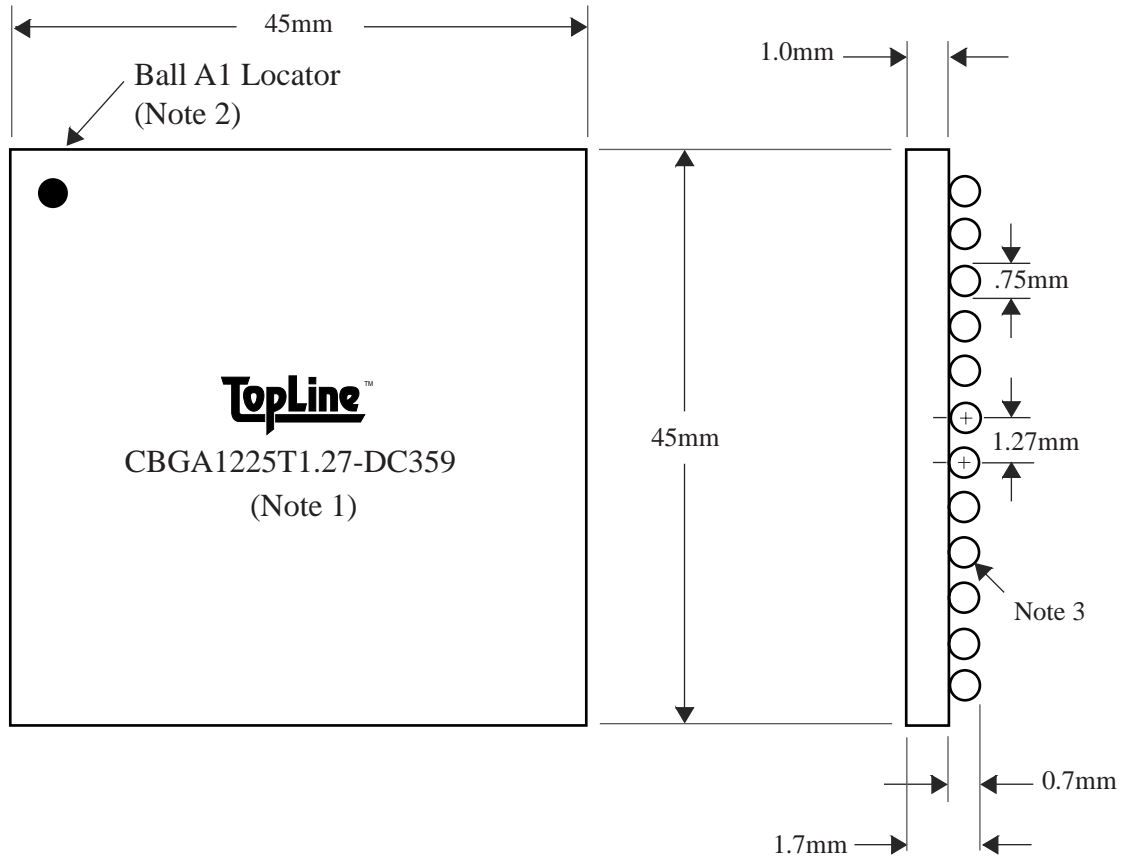


TEL 1-714-898-3830
info@toplinedummy.com

<u>BALLS</u>	<u>PITCH</u>	<u>SIZE</u>	<u>MATRIX</u>	<u>ROWS</u>	<u>CENTER</u>	<u>MAT'L</u>
1225	1.27mm	45mm SQ	35 x 35	full	full	ceramic

TOP VIEW

SIDE VIEW



NOTES		REVISIONS		
Note 1	TopLine logo and part number centered Black ink	<u>Rev</u>	<u>Date</u>	<u>Changes</u>
Note 2	Ball A1 locator mark positioned in corner			
Note 3	Ball Material: 10/90 SnPb	PACKAGING TRAYS		
Note 4	Substrate Material: Ceramic	Tray BGATRAY47.5mm-2x6 Tray Quantity 12		