




TEL 1-714-898-3830  
info@toplinedummy.com

BALLS	PITCH	SIZE	MATRIX	ROWS	CENTER	MAT'L
225	1.27mm	21mm SQ	15 x 15mm	full	full	ceramic

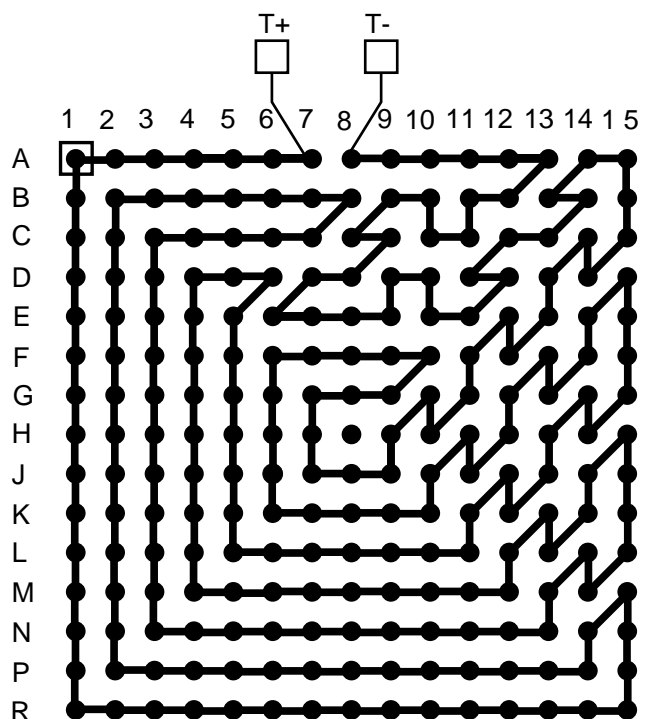
**BALL VIEW**



**BOTTOM SIDE (TOP X-RAY VIEW)**



**TEST VEHICLE BOARD**



**AFTER MOUNTING TO TEST BOARD**

# CBGA225T1.27-DC159

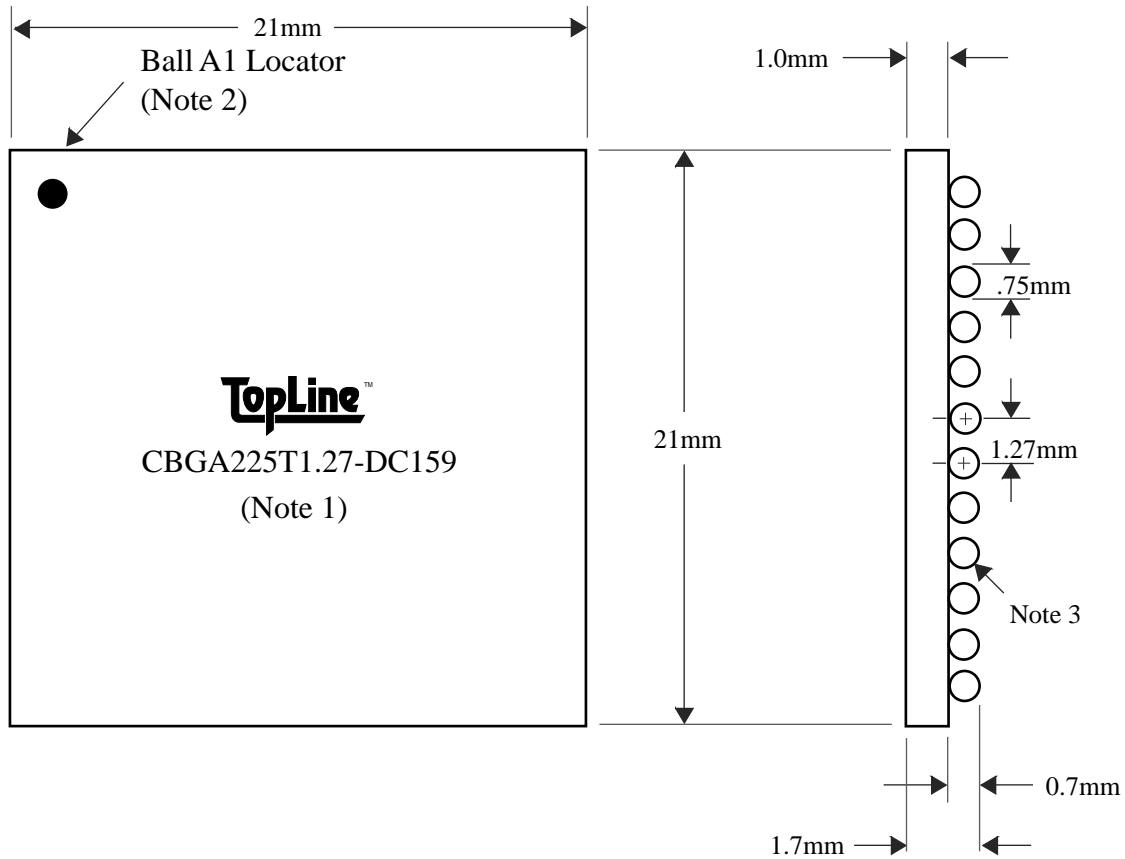


TEL 1-714-898-3830  
info@toplinedummy.com

<u>BALLS</u>	<u>PITCH</u>	<u>SIZE</u>	<u>MATRIX</u>	<u>ROWS</u>	<u>CENTER</u>	<u>MAT'L</u>
225	1.27mm	21mm SQ	15 x 15mm	full	full	ceramic

**TOP VIEW**

**SIDE VIEW**



NOTES		REVISIONS		
Note 1	TopLine logo and part number centered Black ink	Rev	Date	Changes
Note 2	Ball A1 locator mark positioned in corner			
<b>Note 3</b>	<b>Ball Material: 10/90SnPb</b>	<b>PACKAGING TRAYS</b>		
Note 4	Substrate Material: Ceramic			Tray BGATRAY21mm-5x12 Tray Quantity 60