



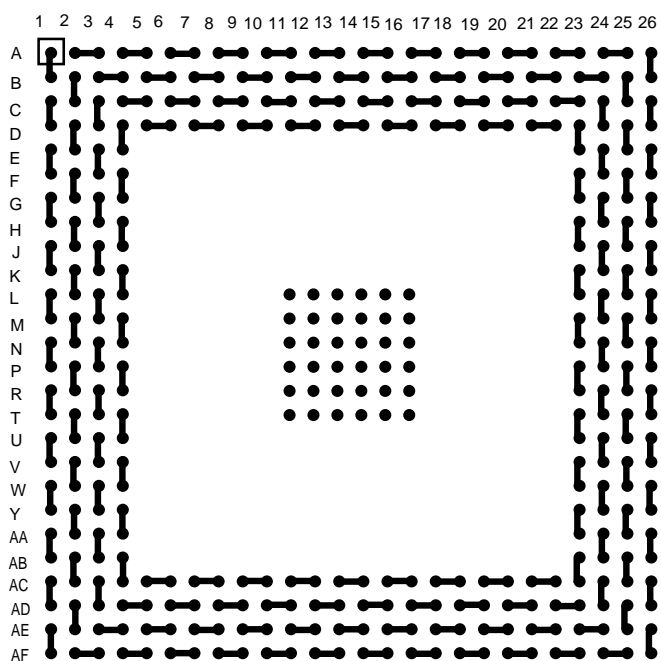
TEL 1-714-898-3830  
info@toplinedummy.com

BALLS	PITCH	SIZE	MATRIX	ROWS	CENTER	MAT'L
388	1.27mm	35mm SQ	26 x 26	4	6 x 6	ceramic

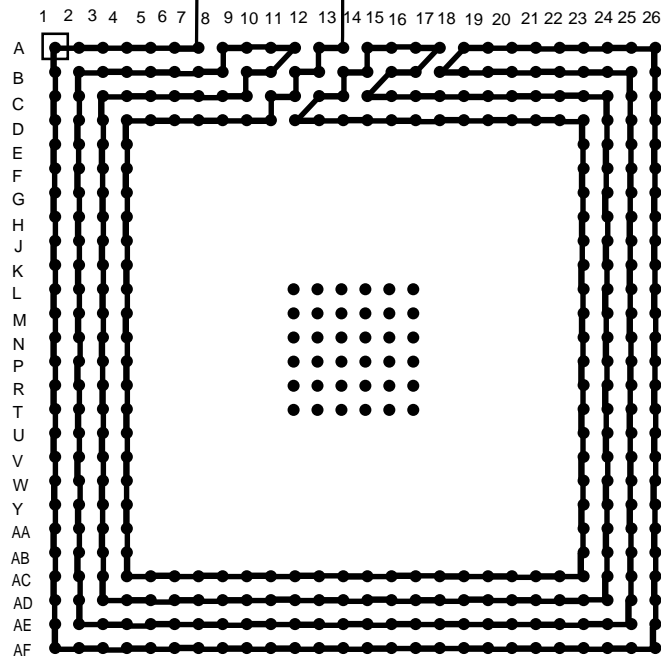
**BALL VIEW**



**BOTTOM SIDE (TOP X-RAY VIEW)**



**TEST VEHICLE BOARD**



**AFTER MOUNTING TO TEST BOARD**

# CBGA388T1.27L-DC72

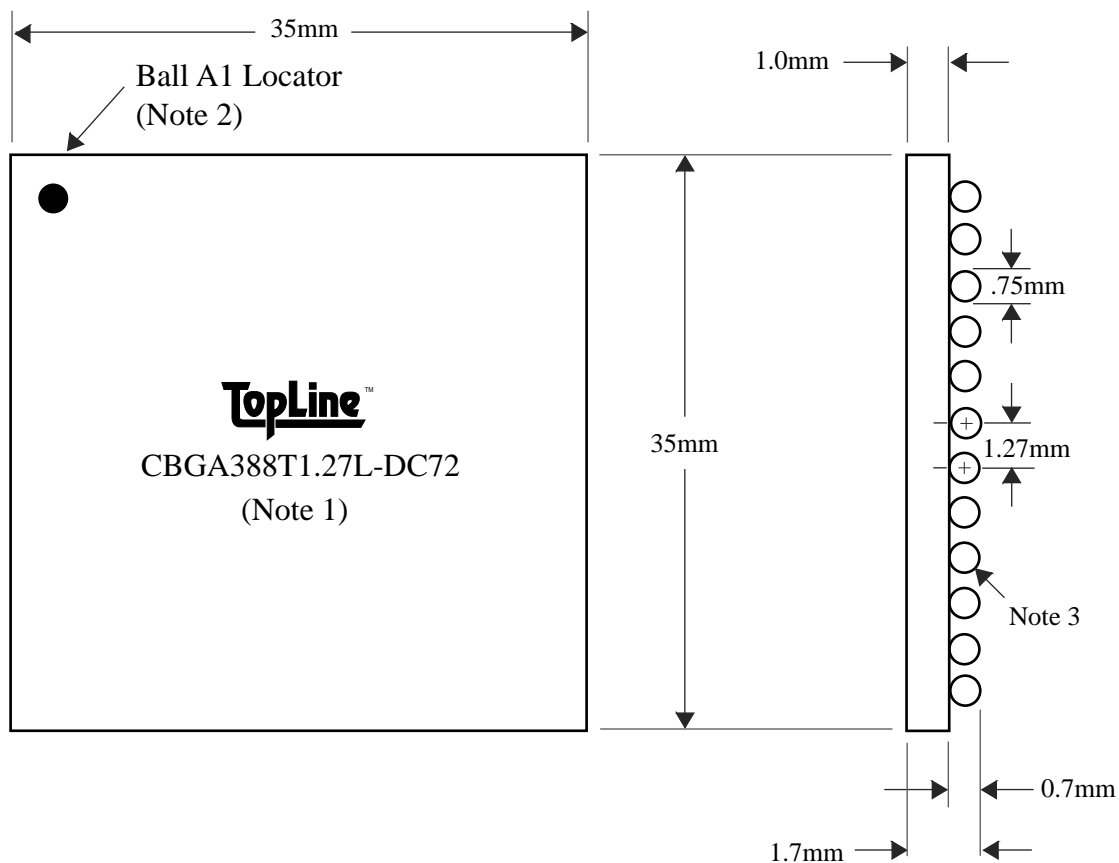


TEL 1-714-898-3830  
info@toplinedummy.com

BALLS	PITCH	SIZE	MATRIX	ROWS	CENTER	MAT'L
388	1.27mm	35mm SQ	26 x 26	4	6 x 6	ceramic

TOP VIEW

SIDE VIEW



NOTES		REVISIONS		
Note 1	TopLine logo and part number centered Black ink	Rev	Date	Changes
Note 2	Ball A1 locator mark positioned in corner			
<b>Note 3</b>	<b>Ball Material: 62/36/2 SnPbAg</b>	<b>PACKAGING TRAYS</b>		
Note 4	Substrate Material: Ceramic	Tray BGATRAY35mm-3x8 Tray Quantity 24		