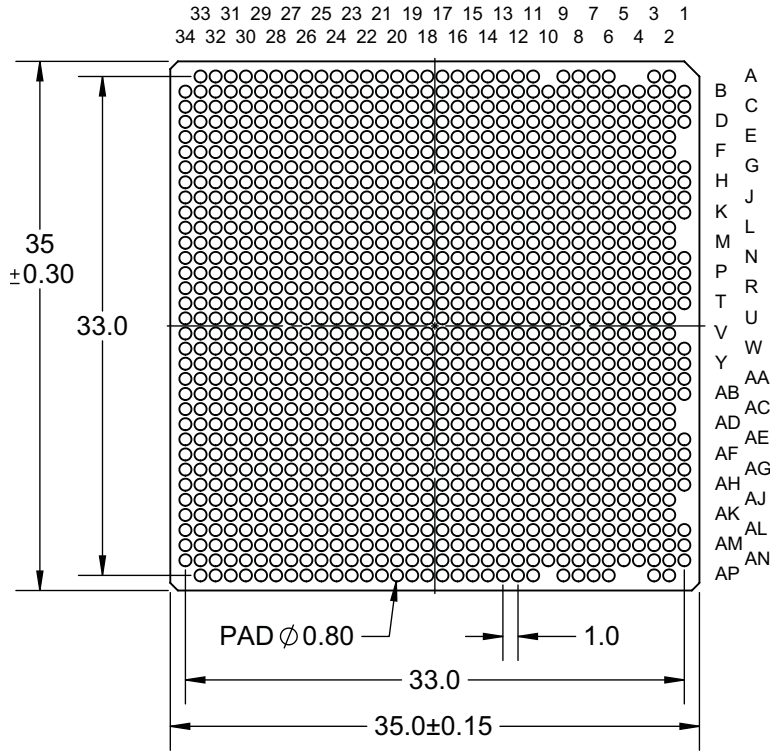
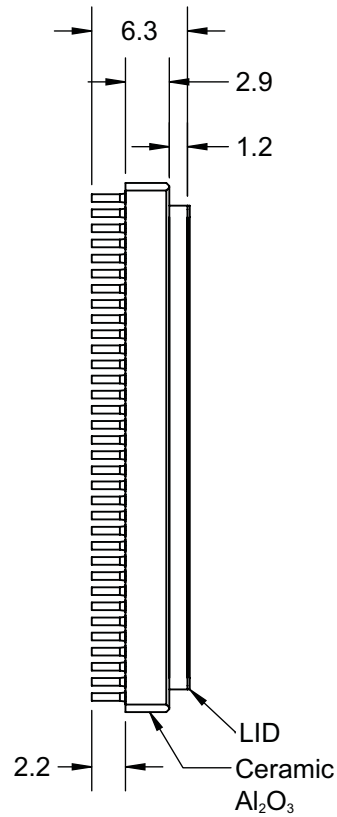


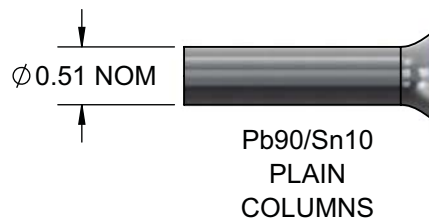
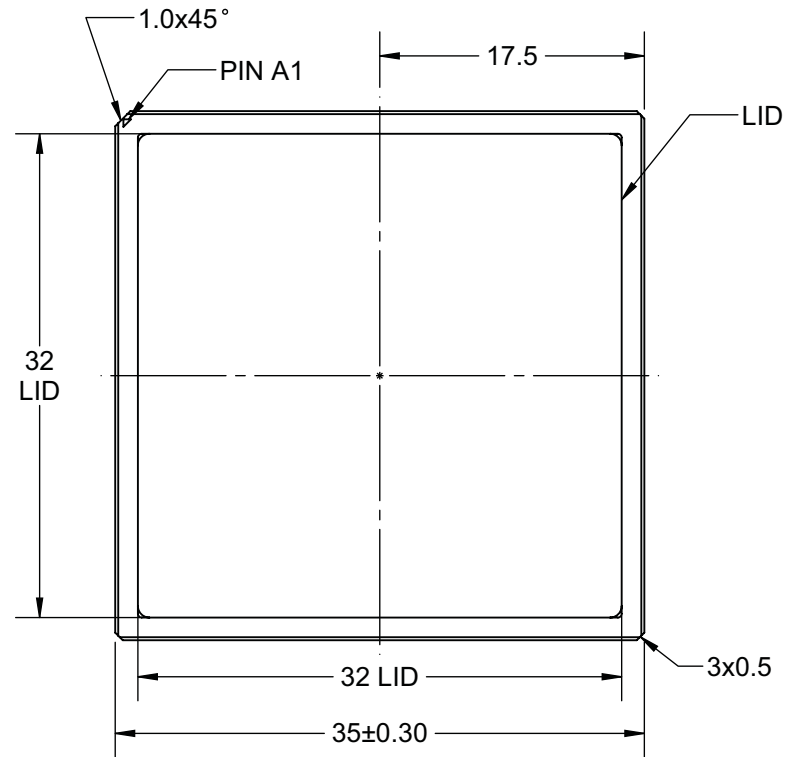
BOTTOM VIEW



SIDE VIEW



TOP VIEW



COLUMNS DEPOPULATED:

A1, A4, A5, A10, A34, E1, F1, L1, M1, U1, V1,
AC1, AD1, AJ1, AK1, AP1, AP4, AP5, AP10, AP34.


PART NUMBER OPTIONS			
PART NUMBER	DIE	SOLDER PIN	LID
CCGA1136T1.0A-DC342D	YES	YES	YES

- Notes: (Unless Otherwise Specified).
 1) DIMENSIONS ARE IN mm.
 2) SHOWN WITH COLUMNS.
 3) SHOWN WITH LID COVER ATTACHED.


APPROVALS	DATE				
DRAWN T.Au	4/17/2020				
ENG M. Hart	4/17/2020	TITLE CCGA1136T1.0A-DC342D COLUMN GRID ARRAY			
MFG		SCALE 2:1	SIZE A	DRAWING NO. 160142	REV A
QA		DO NOT SCALE DRAWING			SHEET 1 OF 4
CUST					
REVISED					

DAISY CHAIN PATTERN

COLUMN (PAD) VIEW



BOTTOM X-RAY VIEWED FROM TOP



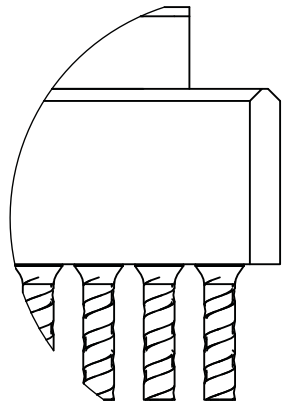
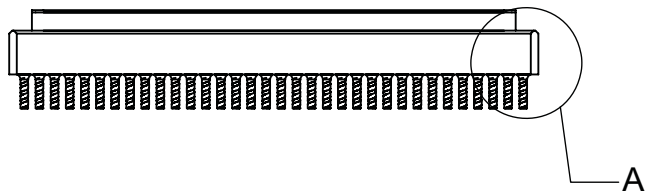
COLUMNS DEPOPULATED:

A1, A4, A5, A10, A34, E1, F1, L1, M1, U1, V1,
AC1, AD1, AJ1, AK1, AP1, AP4, AP5, AP10, AP34.

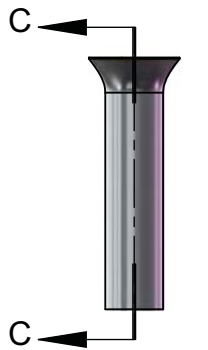
TopLine®

TITLE			
CCGA1136T1.0A-DC342D COLUMN GRID ARRAY			
SCALE	SIZE	DRAWING NO.	REV
3.5:1	A	160142	A
DO NOT SCALE DRAWING			SHEET 2 OF 4

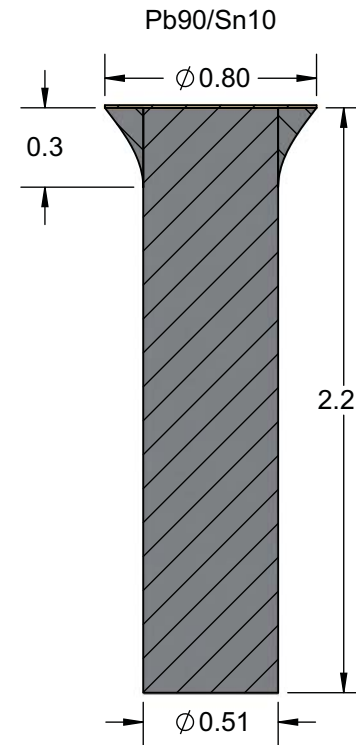
SOLDER PIN OPTIONS



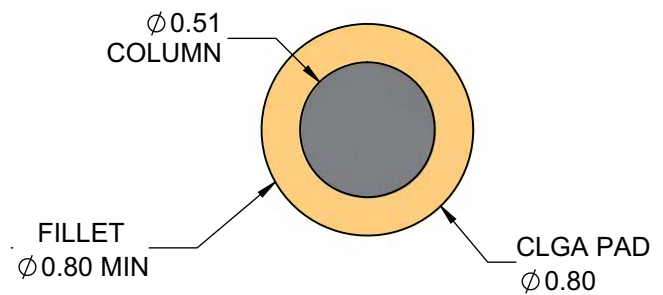
DETAIL A
SCALE 8 : 1



Pb90/Sn10
SCALE 15:1



SECTION C-C
SCALE 35 : 1



TopLine[®]


TITLE CCGA1136T1.0A-DC342D
COLUMN GRID ARRAY

SCALE 4:1	SIZE A	DRAWING NO. 160142	REV A
--------------	-----------	-----------------------	----------


DO NOT SCALE DRAWING

SHEET 3 OF 4

MODEL
CCGA1136T1.0A-DC342D
Pb90/Sn10 PLAIN COLUMNS



BOTTOM



TOP

TopLine[®]			
TITLE		CCGA1136T1.0A-DC342D COLUMN GRID ARRAY	
SCALE	SIZE	DRAWING NO.	REV
6:1	A	160142	A
DO NOT SCALE DRAWING			SHEET 4 OF 4