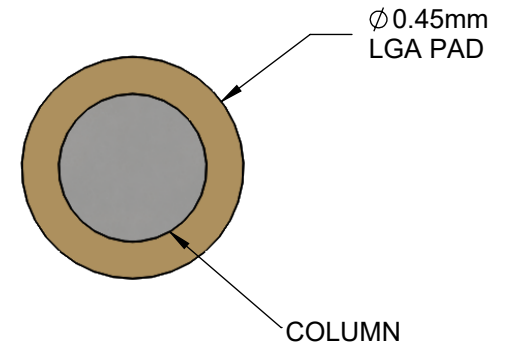
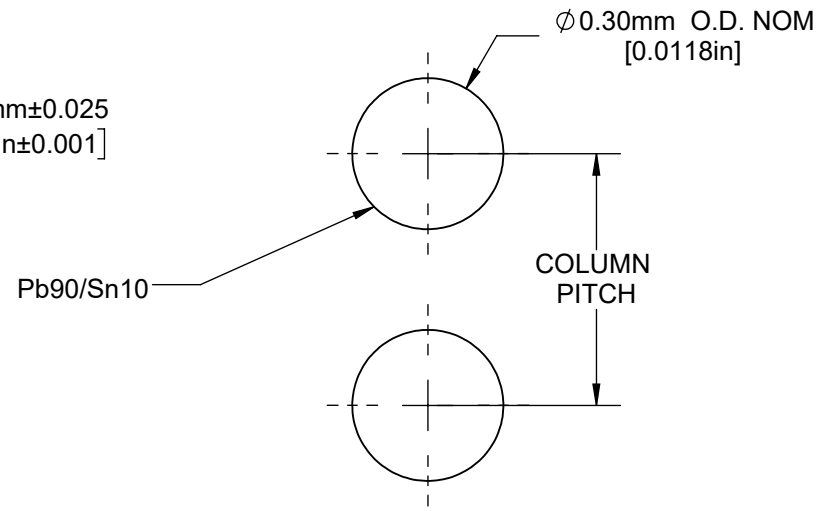
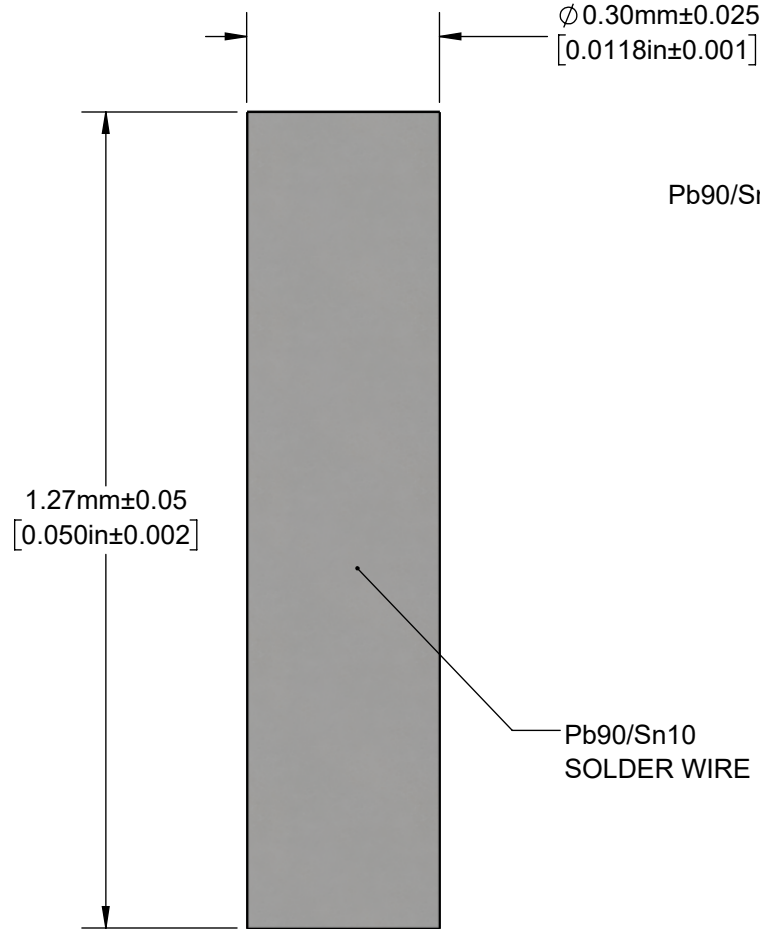


### EXTERIOR VIEW



### SECTION VIEW

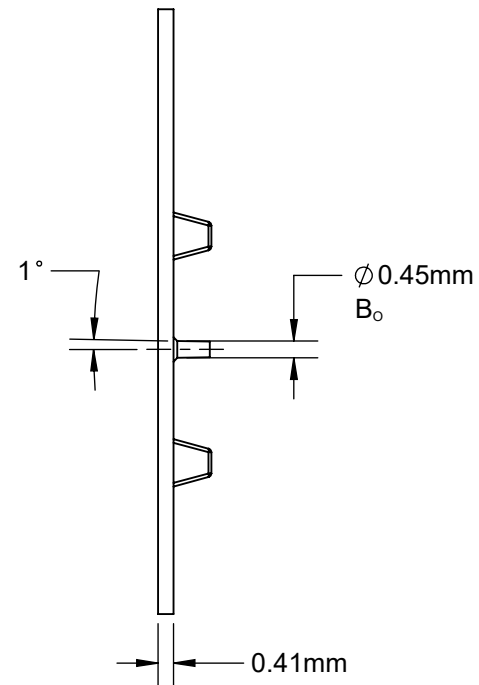
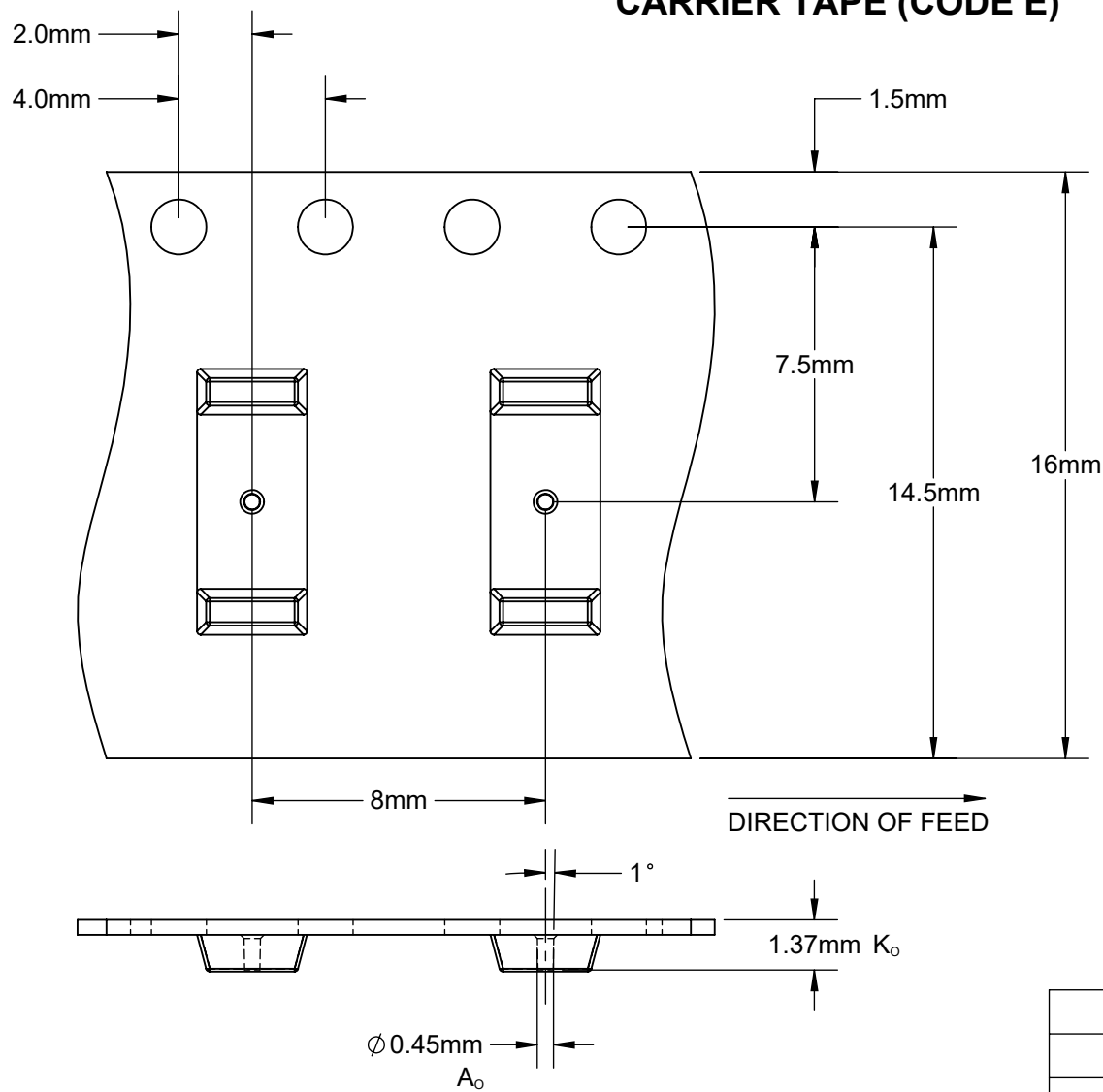


### LGA LAND GRID ARRAY

Notes: (Unless Otherwise Specified).  
1) DIMENSIONS IN mm [INCHES]

APPROVALS	DATE	<b>TopLine®</b>			
DRAWN T. Au	11/26/2019				
ENG M. Hart	11/26/2019	TITLE CG9010U12E50 CCGA SOLDER COLUMN			
MFG		SCALE	SIZE	DRAWING NO.	REV
QA		50:1	A	901250	B
CUST		DO NOT SCALE DRAWING			SHEET 1 OF 3
REVISED					

# CARRIER TAPE (CODE E)



REEL TABLE		
CODE	SIZE	QTY PER REEL
E	13-inch	2500

Notes: (Unless Otherwise Specified).

- 1) DIMENSIONS IN mm [INCHES].
- 2) POCKETS PER METER 125.
- 3) METERS PER 22" REEL 110.
- 4) POCKETS PER 22" REEL 13750.

**TopLine®**

TITLE CG9010U12E50  
CCGA SOLDER COLUMN

SCALE 50:1	SIZE A	DRAWING NO. 901250	REV B
---------------	-----------	-----------------------	----------

DO NOT SCALE DRAWING

SHEET 2 OF 3

# PART NUMBERING SYSTEM

**CG**

**9010**

**U**

**12**

**E**

**50**



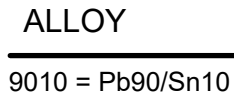
CG = SOLDER COLUMN



U = PLAIN



E = CARRIER TAPE  
X = BULK



9010 = Pb90/Sn10



<u>CODE</u>	<u>MIL</u>	<u>METRIC</u>
12	∅ 12MIL	∅ 0.30mm



<u>CODE</u>	<u>MIL</u>	<u>METRIC</u>
50	50MIL	1.27mm



TITLE			
CG9010U12E50 CCGA SOLDER COLUMN			
SCALE	SIZE	DRAWING NO.	REV
50:1	A	901250	B
DO NOT SCALE DRAWING			SHEET 3 OF 3