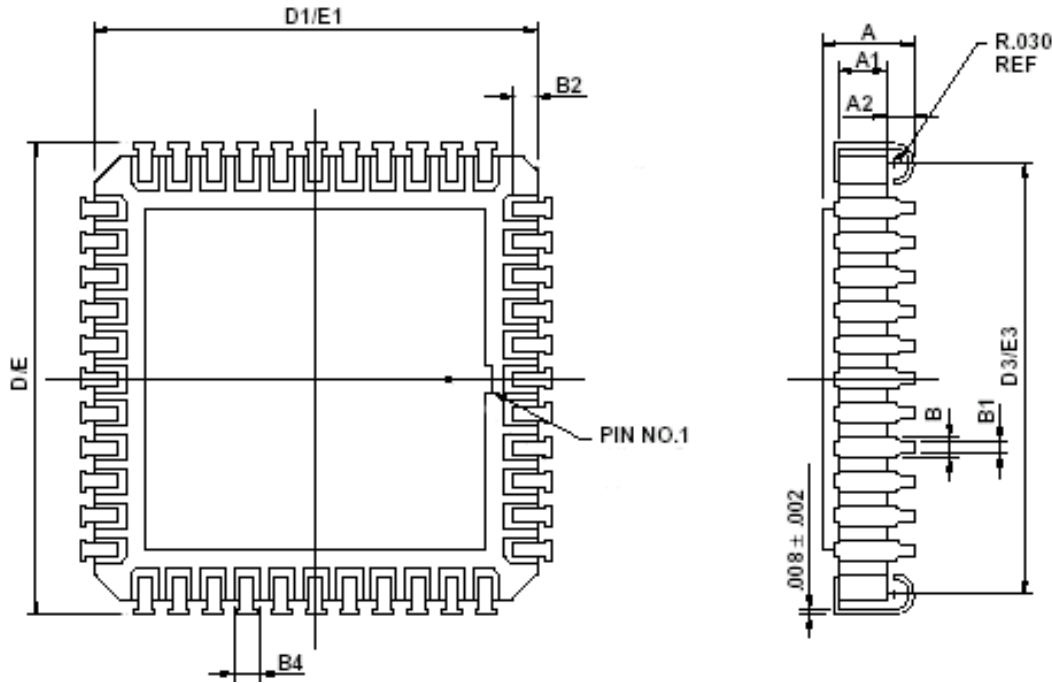


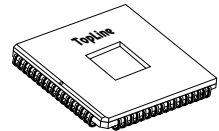
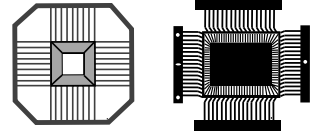
CLCC28_to_84

Top View & Side View



Dimensions = inches Pitch = .050" (50mils = 1.27mm)

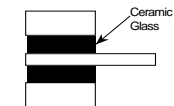
	LEAD COUNT									
	28		44		52		68		84	
Symbol	MIN.	MAX.	MIN.	MAX.	MIN.	MAX.	MIN.	MAX.	MIN.	MAX.
A	0.093	0.120	0.0938	0.1404	0.0948	0.1194	0.1194	0.1268	0.1435	0.1921
A1	0.054	0.066	0.063	0.077	0.054	0.066	0.059	0.099	0.072	0.88
A2	0.030	0.040	0.020	0.050	0.035 TYP		0.035 REF		0.055	0.085
B	0.030 TYP		0.025	0.035	0.030 TYP		0.026	0.031	0.030 TYP	
B1	0.017 TYP		0.012	0.022	0.017 TYP		0.015	0.022	0.017 TYP	
B2	0.025 REF		0.030	0.040	0.040 TYP		0.042	0.058	0.040 TYP	
B4	0.038 TYP		0.033	0.043	0.038 TYP		0.036	0.038	0.038 TYP	
D/E	0.480	0.500	0.680	0.700	0.780	0.800	0.980	1.000	1.180	1.200
D1/E1	0.440	0.460	0.640	0.662	0.739	0.761	0.948	0.962	1.138	1.167
D2/E2	0.290	0.310	0.490	0.510	0.590	0.610	0.790	0.810	0.990	1.010
D3/E3	0.410	0.450	0.610	0.650	0.710	0.750	0.910	0.950	1.110	1.150



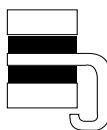
DUMMY COMPONENT ORDERING INFORMATION

NBR LEADS	LEAD PITCH		LEAD STYLE	SQUARE BODY SIZE		Tray Part Number
	MILS	MM		INCH	METRIC (MM)	
28	50	1.27	Flat	.40	10.0	CERQUAD28F50
28	50	1.27	J-lead	.45	11.5	CLCC28J50
44	50	1.27	Flat	.562	14.3	CERQUAD44F50
44	50	1.27	J-lead	.65	16.5	CLCC44J50
52	50	1.27	Flat	.75	19.0	CERQUAD52F50
52	50	1.27	J-lead	.75	19.0	CLCC52J50
68	50	1.27	Flat	.95	24.1	CERQUAD68F50
68	50	1.27	J-lead	.95	24.1	CLCC68J50
84	25	0.635	Flat	.65	16.5	CERQUAD84F25
84	50	1.27	Flat	1.06	27.0	CERQUAD84F50
84	50	1.27	J-lead	1.15	29.3	CLCC84J50
132	25	0.635	Flat	.95	24.1	CERQUAD132F25
132	25	0.635	Gull-wing	.87	22.1	CERQUAD132G25
172	25	0.635	Flat	1.15	29.3	CERQUAD172F25
196	25	0.635	Flat	1.26	32.0	CERQUAD196F25
208	19.7	0.5	Flat	1.10	28.0	CERQUAD208F19.7
208	19.7	0.5	Gull-wing	1.10	28.0	CERQUAD208G19.7

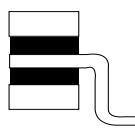
Note: To assure an accurate quotation, please complete the order form on next page. Ceramic lids sold separately. Leads may be solder coated, kovar or gold. Add -DE to end of part number for daisy chain.



FLAT LEAD
ON LEAD FRAME



J-LEAD
CLCC



GULL-WING
WITH TIE-BAR

PART NUMBER	
OPTIONS	PART NBR SUFFIX
With Lid	Blank
Without Lid	-N
Gold Leads	Blank
Solder Coat Leads	-SC
Completely Isolated	-ISO
Daisy Chain	-DE



CERQUAD SPECIFICATION FORM

Name _____ Title _____

Company _____ Phone _____

email _____ Fax _____

1. Quantity Required _____

7. Need Delivery By _____

2. Body Size _____ x _____ mm
 inch

3. Number of Leads _____

8. Cavity Location

4. Lead Pitch _____ mm
 mils

Cavity Up Cavity Down

Any Available

5. Lead Material _____

9. Lids

- Alloy 42 Gold KOVAR
- Solder Tinned Any Available

No lids (standard)

Attached lids are required

Any Available

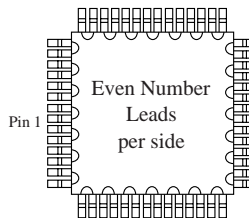
6. Lead Style

- Flat (with tie Bar)
- J-Lead
- Gull-Wing Trim and Form
- Gull-Wing with Tie-Bar

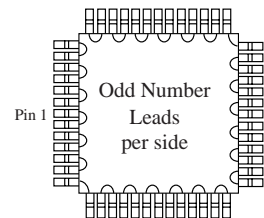
10. Part Number _____

Additional Comments or Requirements:

Typical Daisy Chain



Total Leads:
64, 80,
120, 144, 160,
208, 240, 256



Total Leads:
28, 44,
52, 68, 84,
100, 132, 164,
172, 196, 244

Signature

FAX BACK TO TOPLINE 1-714-891-0321