
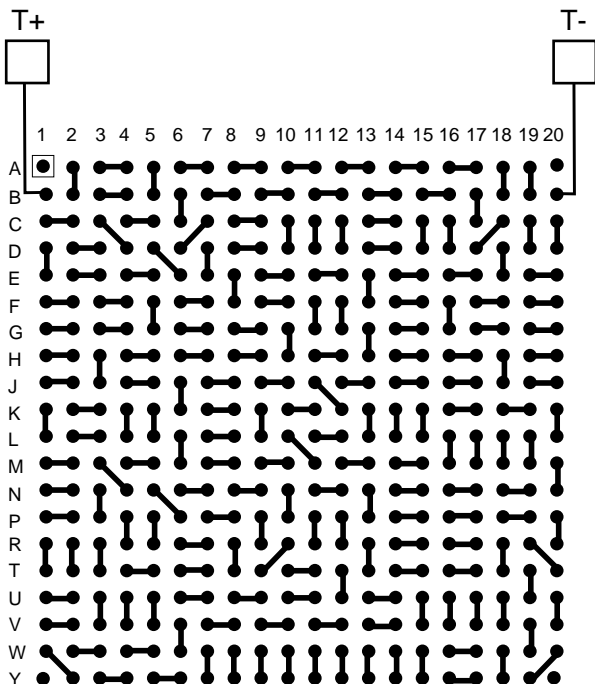



PadS	PITCH	SIZE	MATRIX	ROWS	CENTER	MAT'L
400	1.27mm	27mm SQ	20 x 20	full	full	ceramic


Pad VIEW



BOTTOM SIDE (TOP X-RAY VIEW)



TEST VEHICLE BOARD



AFTER MOUNTING TO TEST BOARD

CLGA400T1.27-DC21

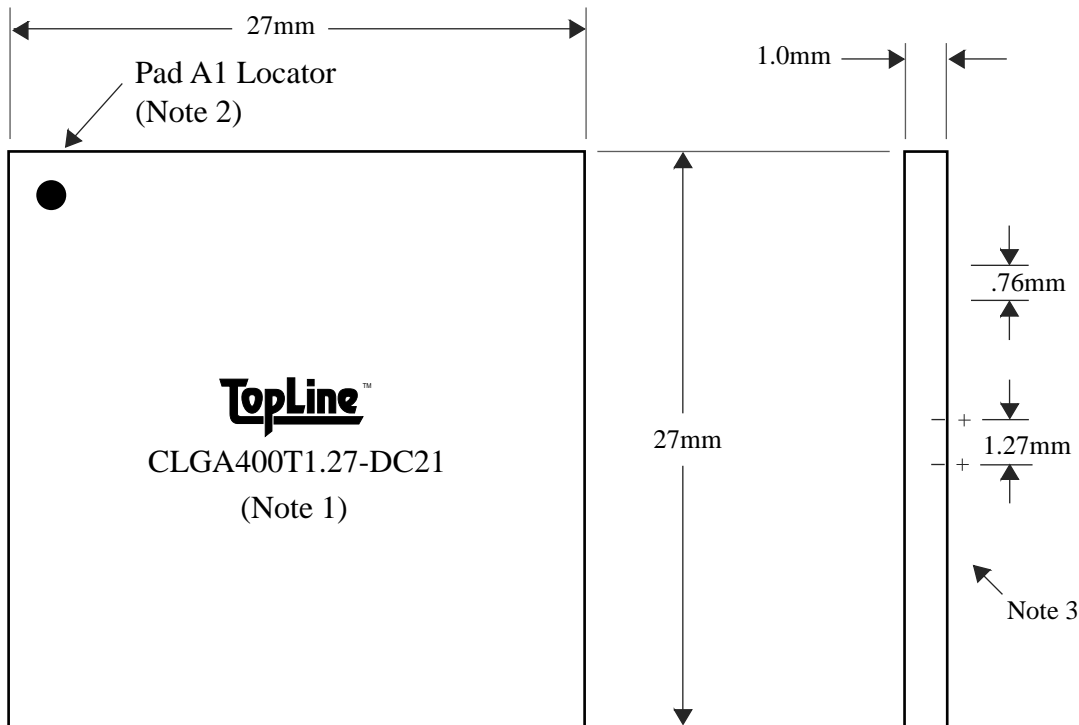


TEL 1-714-898-3830
info@toplinedummy.com

<u>Pad S</u>	<u>PITCH</u>	<u>SIZE</u>	<u>MATRIX</u>	<u>ROWS</u>	<u>CENTER</u>	<u>MAT'L</u>
400	1.27mm	27mm SQ	20 x 20	full	full	ceramic

TOP VIEW

SIDE VIEW



NOTES		REVISIONS		
Note 1	TopLine logo and part number centered Black ink	<u>Rev</u>	<u>Date</u>	<u>Changes</u>
Note 2	Ball A1 locator mark positioned in corner			
Note 3	Pad Material: Palladium Silver	PACKAGING TRAYS		
Note 4	Substrate Material: Ceramic	Tray BGATRAY27mm-4x10 Tray Quantity 40		