
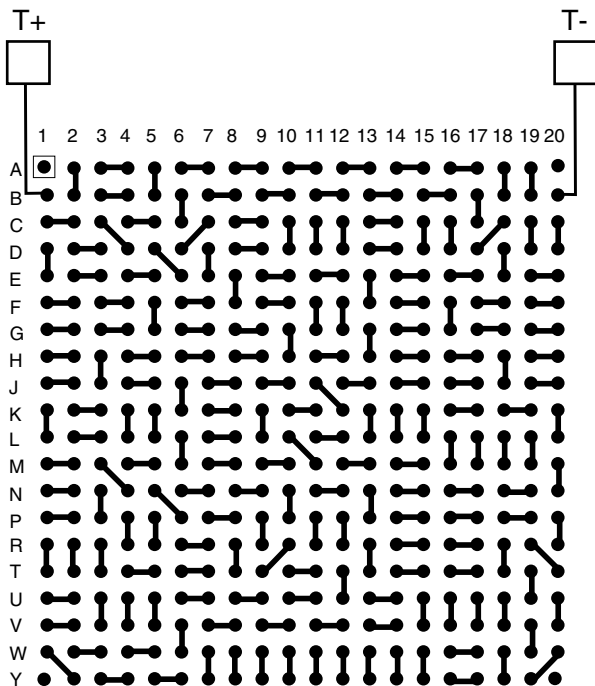



<u>PADS</u>	<u>PITCH</u>	<u>SIZE</u>	<u>MATRIX</u>	<u>ROWS</u>	<u>CENTER</u>	<u>MAT'L</u>
400	1.27mm	27mm SQ	20 x 20	full	full	ceramic


BALL VIEW



BOTTOM SIDE (TOP X-RAY VIEW)



TEST VEHICLE BOARD



AFTER MOUNTING TO TEST BOARD

CLGA400T1.27-DC21E

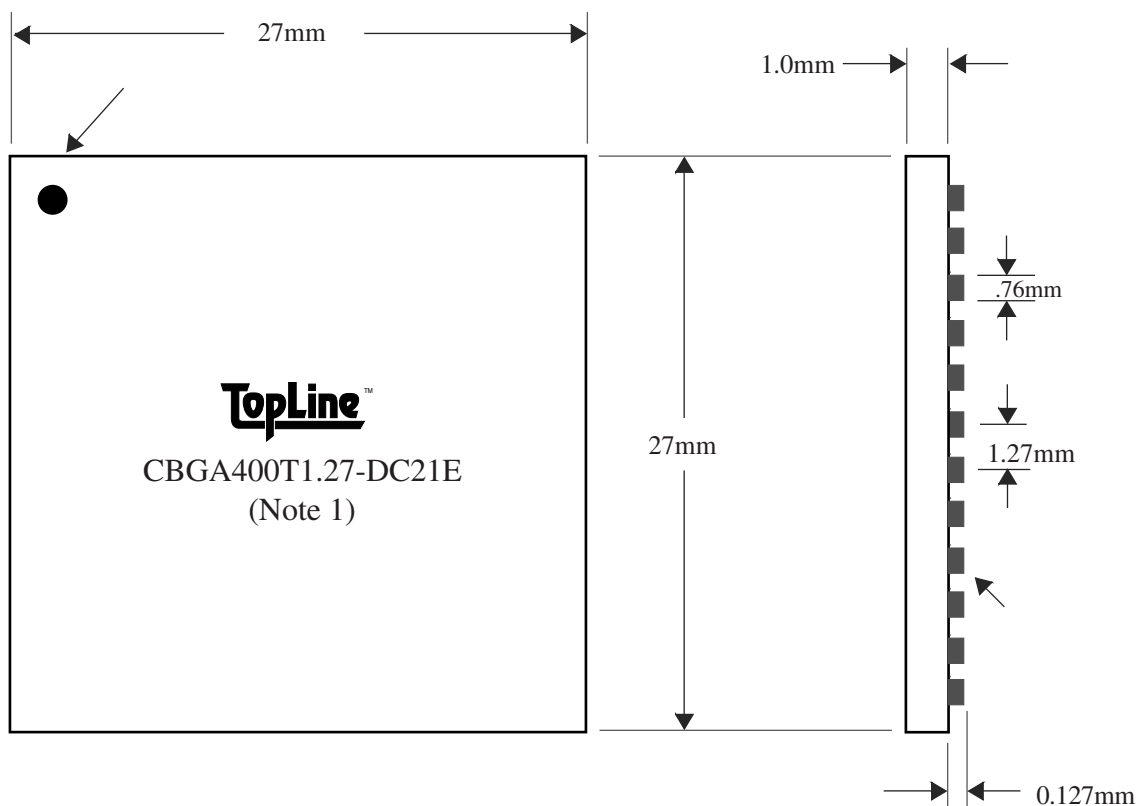


TEL 1-714-898-3830
info@topline.tv

<u>PADS</u>	<u>PITCH</u>	<u>SIZE</u>	<u>MATRIX</u>	<u>ROWS</u>	<u>CENTER</u>	<u>MAT'L</u>
400	1.27mm	27mm SQ	20 x 20	full	full	ceramic

TOP VIEW

SIDE VIEW



NOTES		REVISIONS		
Note 1	TopLine logo and part number centered Black ink	Rev	Date	Changes
Note 2	A1 locator mark positioned in corner			
Note 3	Pad Material: Raised Solder Pads 0.127mm	PACKAGING TRAYS		
Note 4	Substrate Material: Ceramic	Tray BGATRAY27mm-4x10 Tray Quantity 40		