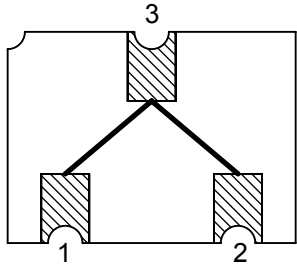


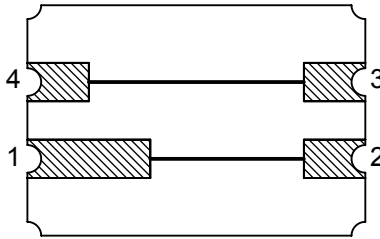
DAISY CHAIN

LCC - Ceramic Chip Carrier

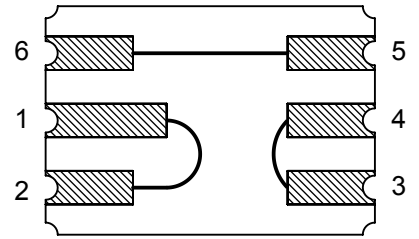
Viewed From Top



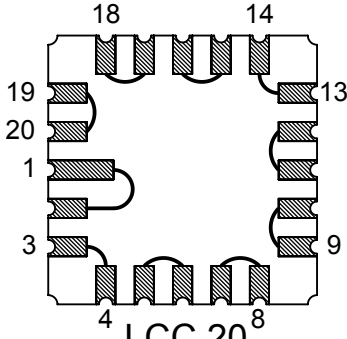
LCC 03
DWG 120304



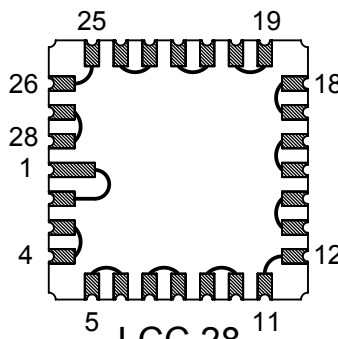
LCC 04
DWG 120404



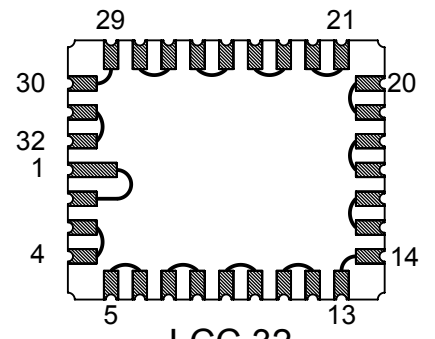
LCC 06
DWG 120604



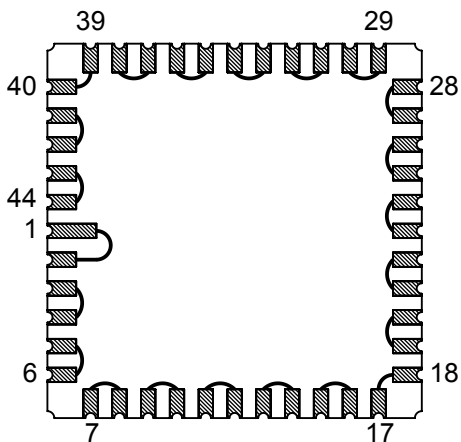
LCC 20
DWG 122004



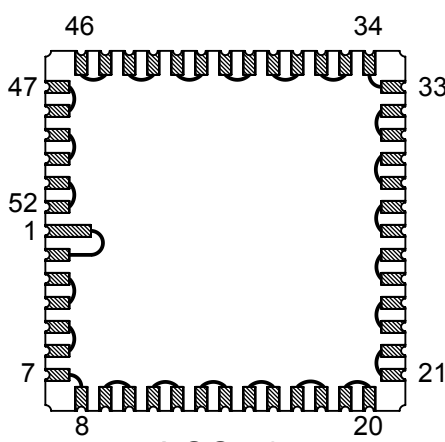
LCC 28
DWG 122804



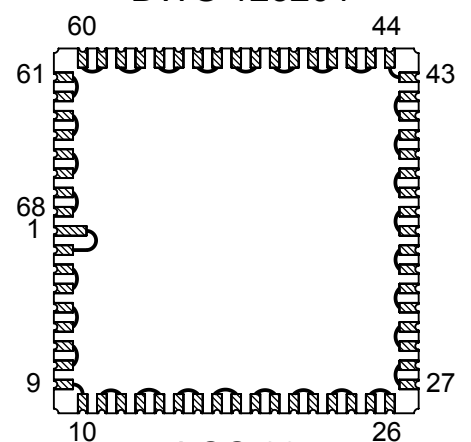
LCC 32
DWG 123204



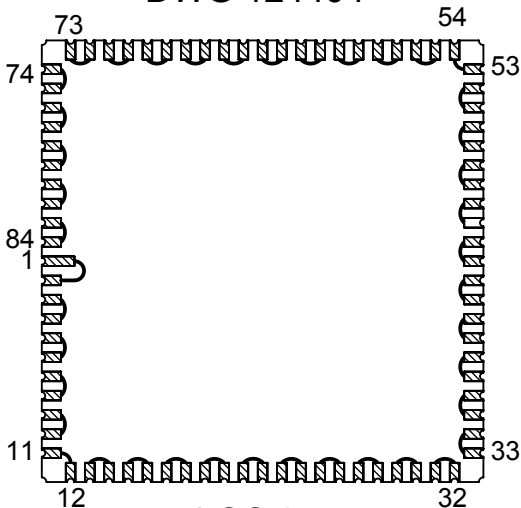
LCC 44
DWG 124404



LCC 52
DWG 125204



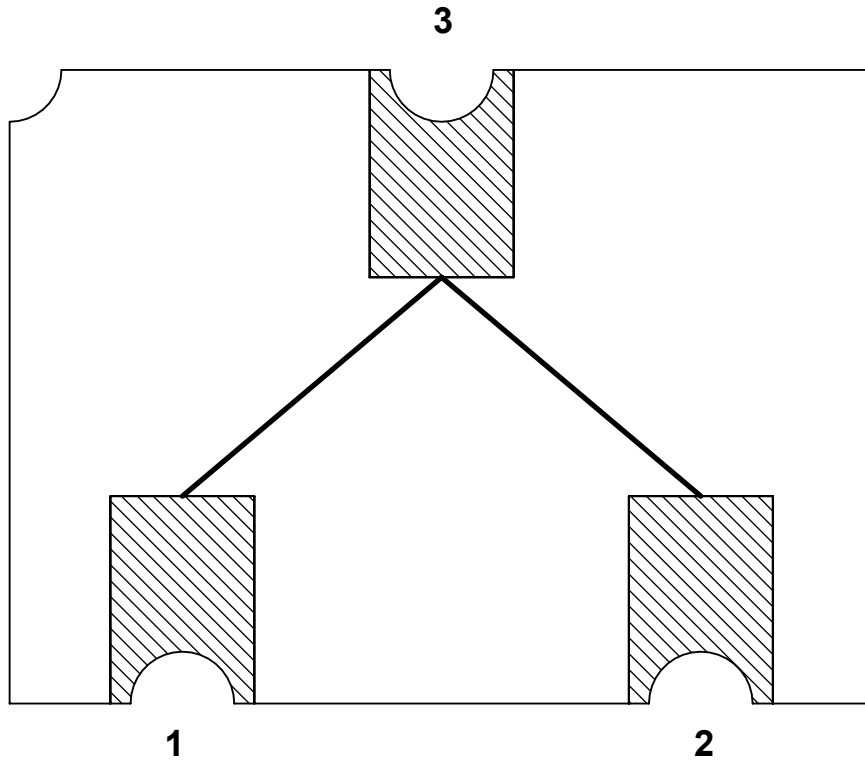
LCC 68
DWG 126804



LCC 84
DWG 128404

APPROVALS	DATE	TopLine®			
DRAWN T. Au	24/05/12	DAISY CHAIN LCC - Ceramic Chip Carrier			
ENG M. Hart	24/05/12				
MFG		SCALE	SIZE	DRAWING NO.	REV
QA			A	121003	A
CUST		DO NOT SCALE DRAWING			SHEET 1 OF 11
REVISED					

LCC - DAISY CHAIN TOP VIEW (INTERNAL CONNECTIONS)



DAISY CHAIN NET LIST	
PINS	PINS
1 ~ 3	2 ~ 3

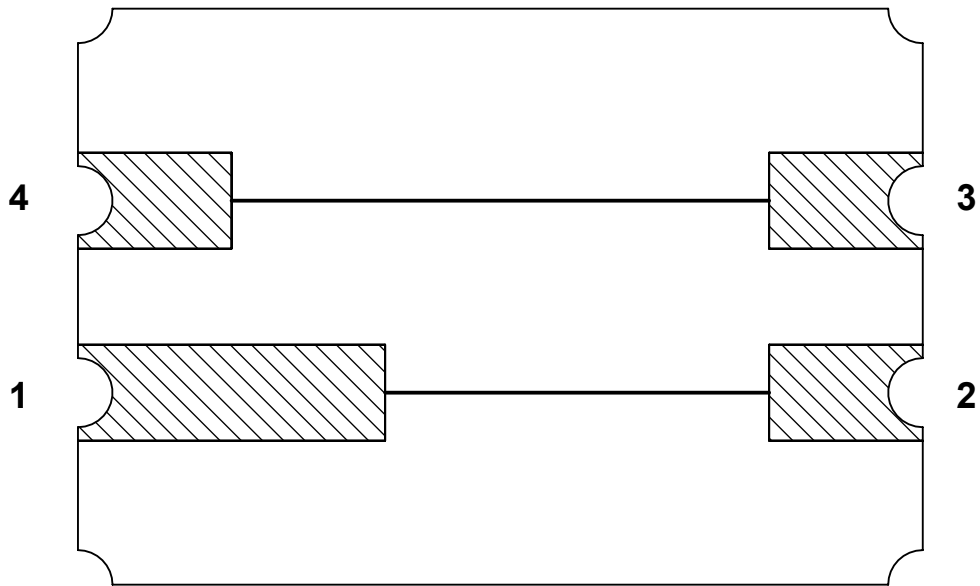
ALL PINS CONNECTED

NOTES:

1. DAISY CHAIN WIRE BONDED TO INTERNAL PADS.
2. SEE NET LIST FOR CONNECTIONS BETWEEN PINS.
3. DRAWING NOT TO SCALE.

TopLine®			
TITLE		LCC3 - DAISY CHAIN PIN CONNECTIONS	
SCALE	SIZE A	DRAWING NO. 120304	REV A
DO NOT SCALE DRAWING			SHEET 2 OF 11

LCC - DAISY CHAIN TOP VIEW (INTERNAL CONNECTIONS)



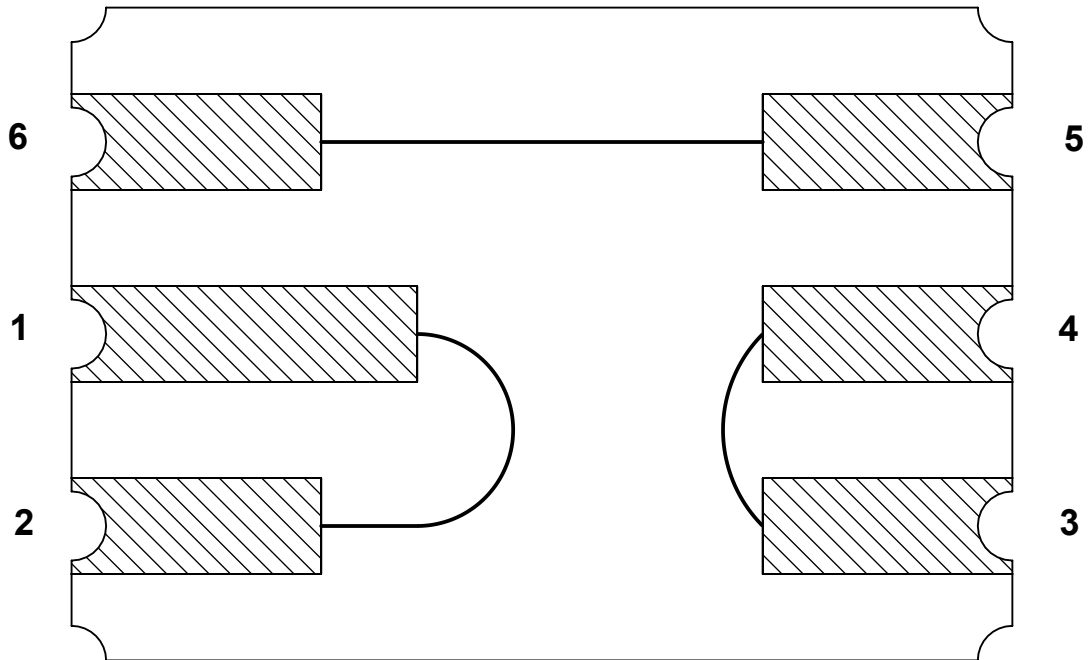
DAISY CHAIN NET LIST	
PINS	PINS
1 ~ 2	3 ~ 4

NOTES:

1. DAISY CHAIN WIRE BONDED TO INTERNAL PADS.
2. SEE NET LIST FOR CONNECTIONS BETWEEN PINS.
3. DRAWING NOT TO SCALE.

TopLine[®]			
TITLE		LCC4 - DAISY CHAIN PIN CONNECTIONS	
SCALE	SIZE	DRAWING NO.	REV
	A	121404	A
DO NOT SCALE DRAWING			SHEET 3 OF 11

LCC6 - DAISY CHAIN TOP VIEW (INTERNAL CONNECTIONS)



DAISY CHAIN NET LIST

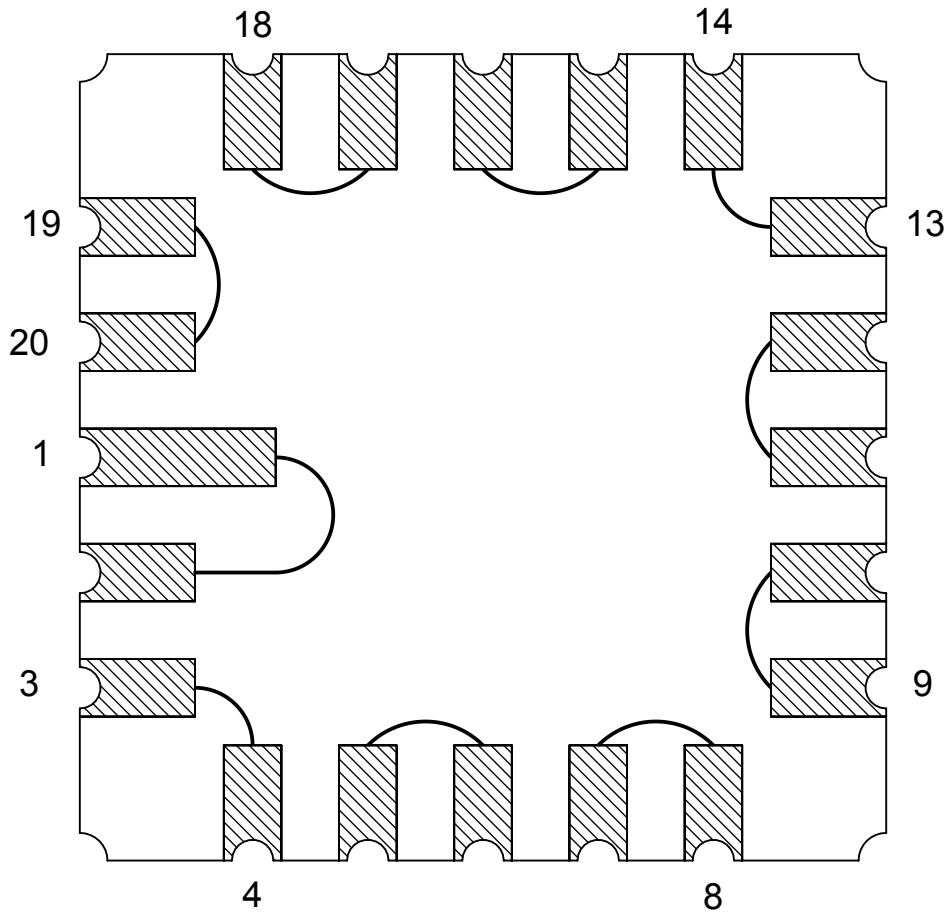
PINS	PINS
1 ~ 2	3 ~ 4
5 ~ 6	

NOTES:

1. DAISY CHAIN WIRE BONDED TO INTERNAL PADS.
2. SEE NET LIST FOR CONNECTIONS BETWEEN PINS.
3. DRAWING NOT TO SCALE.

TopLine®			
TITLE		LCC6 - DAISY CHAIN PIN CONNECTIONS	
SCALE	SIZE	DRAWING NO.	REV
	A	120604	A
DO NOT SCALE DRAWING			SHEET 4 OF 11

LCC20 - DAISY CHAIN TOP VIEW (INTERNAL CONNECTIONS)



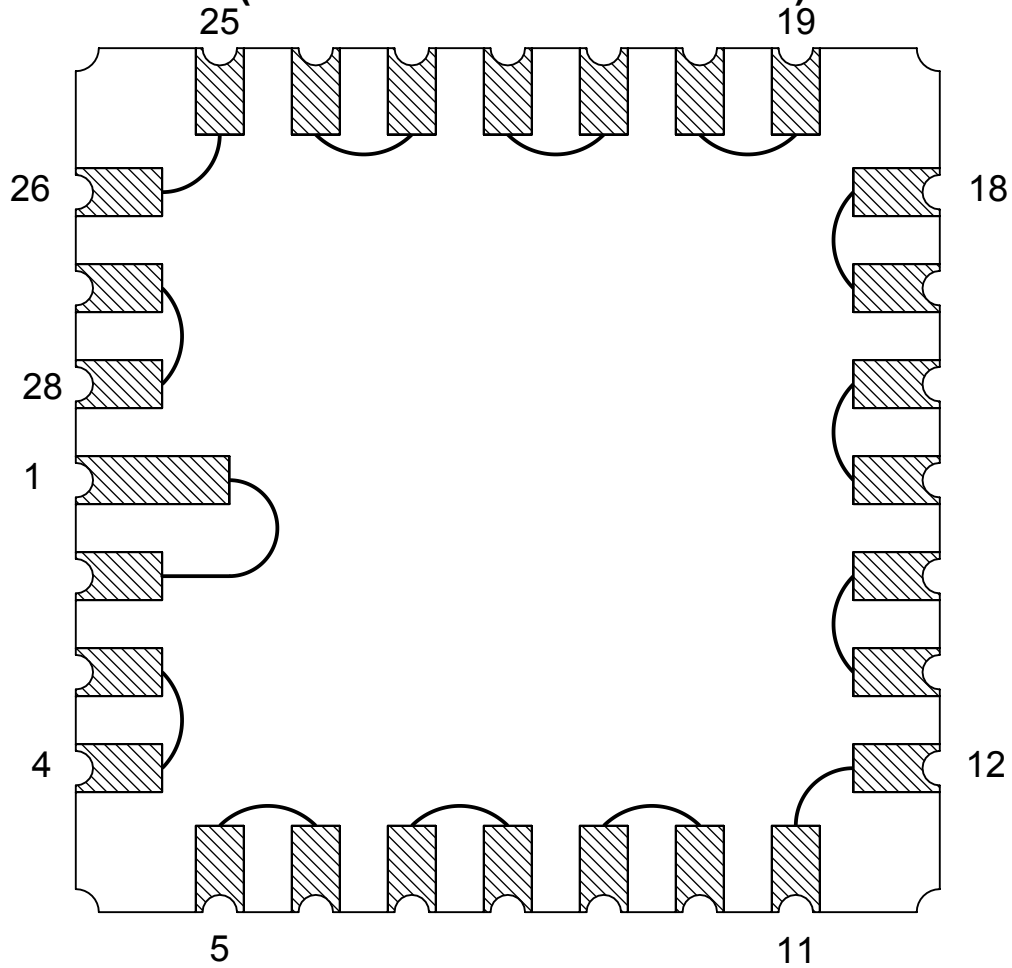
DAISY CHAIN NET LIST	
PINS	PINS
1 ~ 2	3 ~ 4
5 ~ 6	7 ~ 8
9 ~ 10	11 ~ 12
13 ~ 14	15 ~ 16
17 ~ 18	19 ~ 20

NOTES:

1. DAISY CHAIN WIRE BONDED TO INTERNAL PADS.
2. SEE NET LIST FOR CONNECTIONS BETWEEN PINS.
3. DRAWING NOT TO SCALE.

TopLine[®]			
TITLE LCC20 - DAISY CHAIN PIN CONNECTIONS			
SCALE	SIZE	DRAWING NO.	REV
	A	122004	A
DO NOT SCALE DRAWING			SHEET 5 OF 11

**LCC28 - DAISY CHAIN
TOP VIEW
(INTERNAL CONNECTIONS)**



**DAISY CHAIN
NET LIST**

PINS	PINS	PINS
1 ~ 2	3 ~ 4	25 ~ 26
5 ~ 6	7 ~ 8	27 ~ 28
9 ~ 10	11 ~ 12	
13 ~ 14	15 ~ 16	
17 ~ 18	19 ~ 20	
21 ~ 22	23 ~ 24	

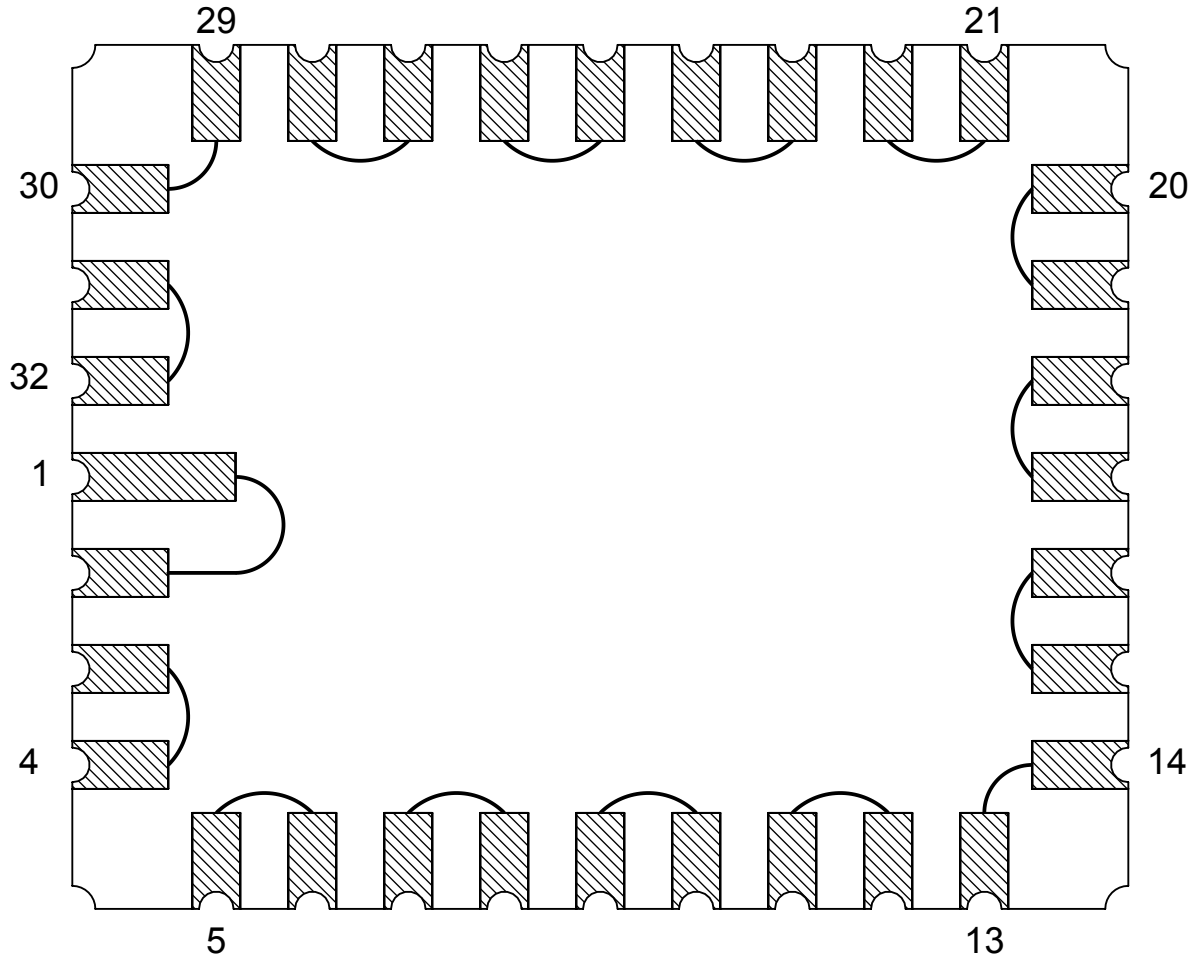
NOTES:

1. DAISY CHAIN WIRE BONDED TO INTERNAL PADS.
2. SEE NET LIST FOR CONNECTIONS BETWEEN PINS.
3. DRAWING NOT TO SCALE.

TopLine®

TITLE			
LCC28 - DAISY CHAIN PIN CONNECTIONS			
SCALE	SIZE	DRAWING NO.	REV
	A	122804	A
DO NOT SCALE DRAWING			SHEET 6 OF 11

LCC32 - DAISY CHAIN TOP VIEW (INTERNAL CONNECTIONS)



DAISY CHAIN NET LIST

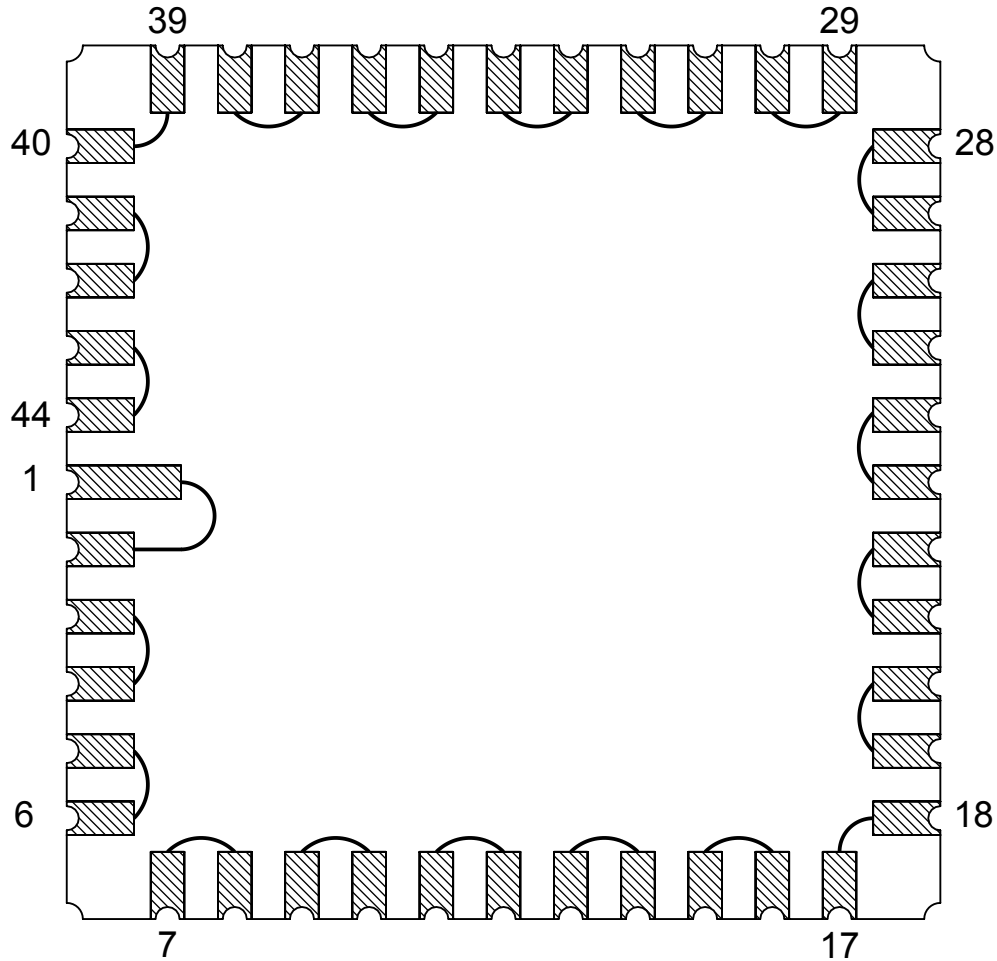
PINS	PINS	PINS
1 ~ 2	3 ~ 4	25 ~ 26
5 ~ 6	7 ~ 8	27 ~ 28
9 ~ 10	11 ~ 12	29 ~ 30
13 ~ 14	15 ~ 16	31 ~ 32
17 ~ 18	19 ~ 20	
21 ~ 22	23 ~ 24	

NOTES:

1. DAISY CHAIN WIRE BONDED TO INTERNAL PADS.
2. SEE NET LIST FOR CONNECTIONS BETWEEN PINS.
3. DRAWING NOT TO SCALE.

TopLine®			
TITLE LCC32 - DAISY CHAIN PIN CONNECTIONS			
SCALE	SIZE A	DRAWING NO. 123204	REV A
DO NOT SCALE DRAWING			SHEET 7 OF 11

LCC44 - DAISY CHAIN TOP VIEW (INTERNAL CONNECTIONS)



DAISY CHAIN NET LIST

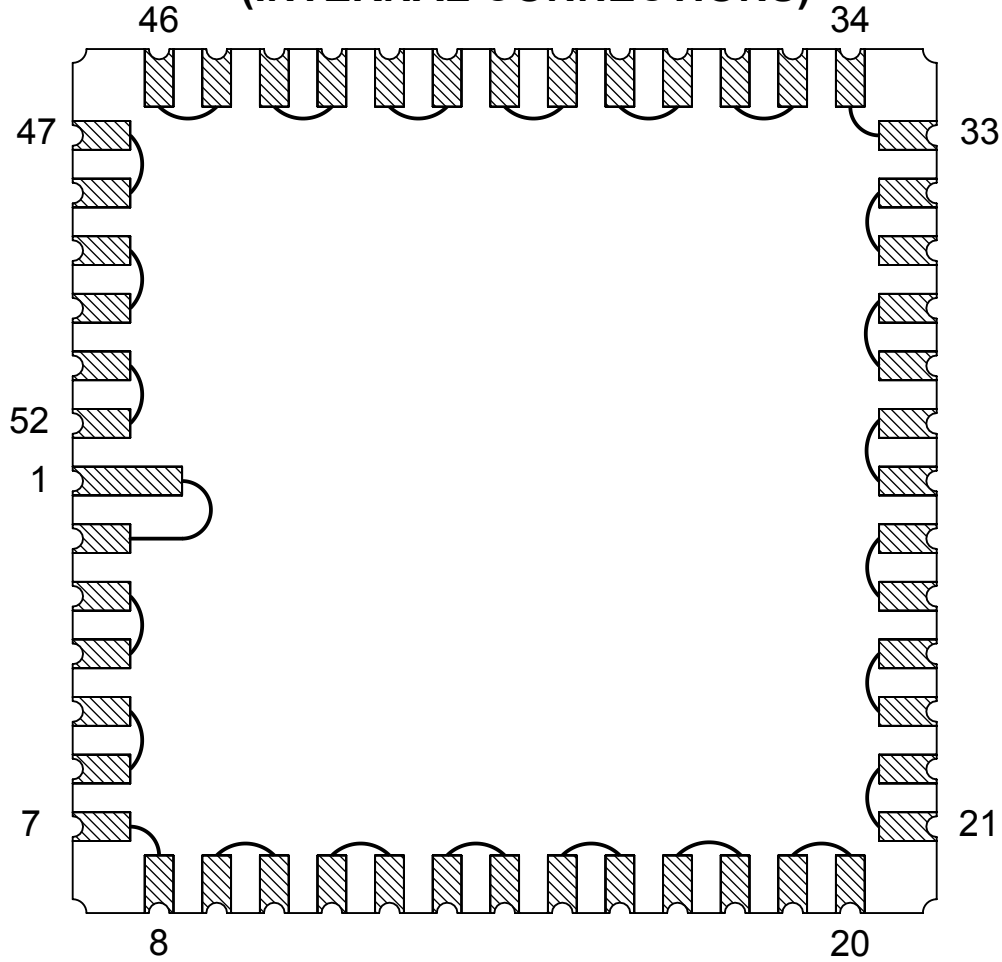
PINS	PINS	PINS	PINS
1 ~ 2	3 ~ 4	25 ~ 26	37 ~ 38
5 ~ 6	7 ~ 8	27 ~ 28	39 ~ 40
9 ~ 10	11 ~ 12	29 ~ 30	41 ~ 42
13 ~ 14	15 ~ 16	31 ~ 32	43 ~ 44
17 ~ 18	19 ~ 20	33 ~ 34	
21 ~ 22	23 ~ 24	35 ~ 36	

NOTES:

1. DAISY CHAIN WIRE BONDED TO INTERNAL PADS.
2. SEE NET LIST FOR CONNECTIONS BETWEEN PINS.
3. DRAWING NOT TO SCALE.

TopLine®			
TITLE LCC44 - DAISY CHAIN PIN CONNECTIONS			
SCALE	SIZE A	DRAWING NO. 124404	REV A
DO NOT SCALE DRAWING			SHEET 8 OF 11

**LCC52 - DAISY CHAIN
TOP VIEW
(INTERNAL CONNECTIONS)**



**DAISY CHAIN
NET LIST**

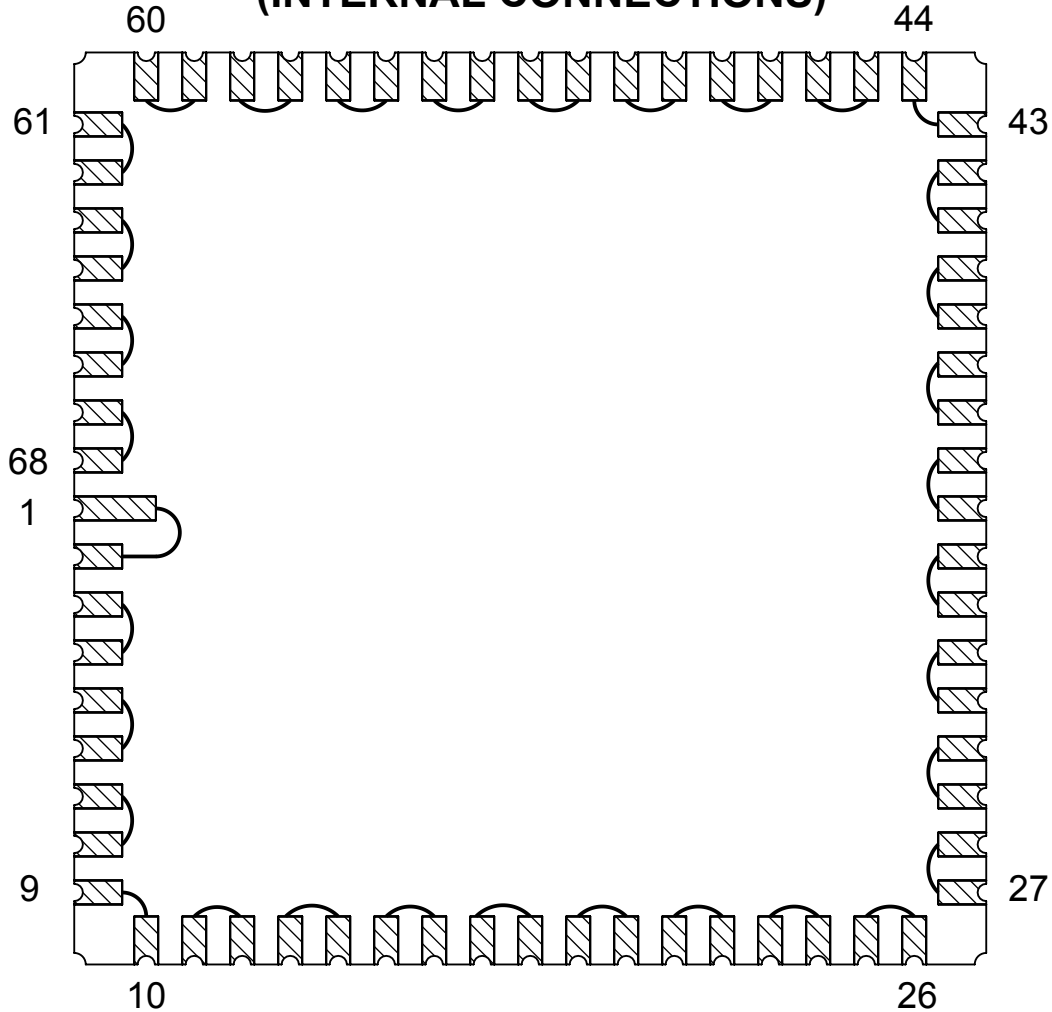
PINS	PINS	PINS	PINS	PINS
1 ~ 2	3 ~ 4	25 ~ 26	37 ~ 38	49 ~ 50
5 ~ 6	7 ~ 8	27 ~ 28	39 ~ 40	51 ~ 52
9 ~ 10	11 ~ 12	29 ~ 30	41 ~ 42	
13 ~ 14	15 ~ 16	31 ~ 32	43 ~ 44	
17 ~ 18	19 ~ 20	33 ~ 34	45 ~ 46	
21 ~ 22	23 ~ 24	35 ~ 36	47 ~ 48	

NOTES:

1. DAISY CHAIN WIRE BONDED TO INTERNAL PADS.
2. SEE NET LIST FOR CONNECTIONS BETWEEN PINS.
3. DRAWING NOT TO SCALE.

TopLine®			
TITLE		LCC52 - DAISY CHAIN PIN CONNECTIONS	
SCALE	SIZE	DRAWING NO.	REV
	A	125204	A
DO NOT SCALE DRAWING			SHEET 9 OF 11

**LCC68 - DAISY CHAIN
TOP VIEW
(INTERNAL CONNECTIONS)**



**DAISY CHAIN
NET LIST**

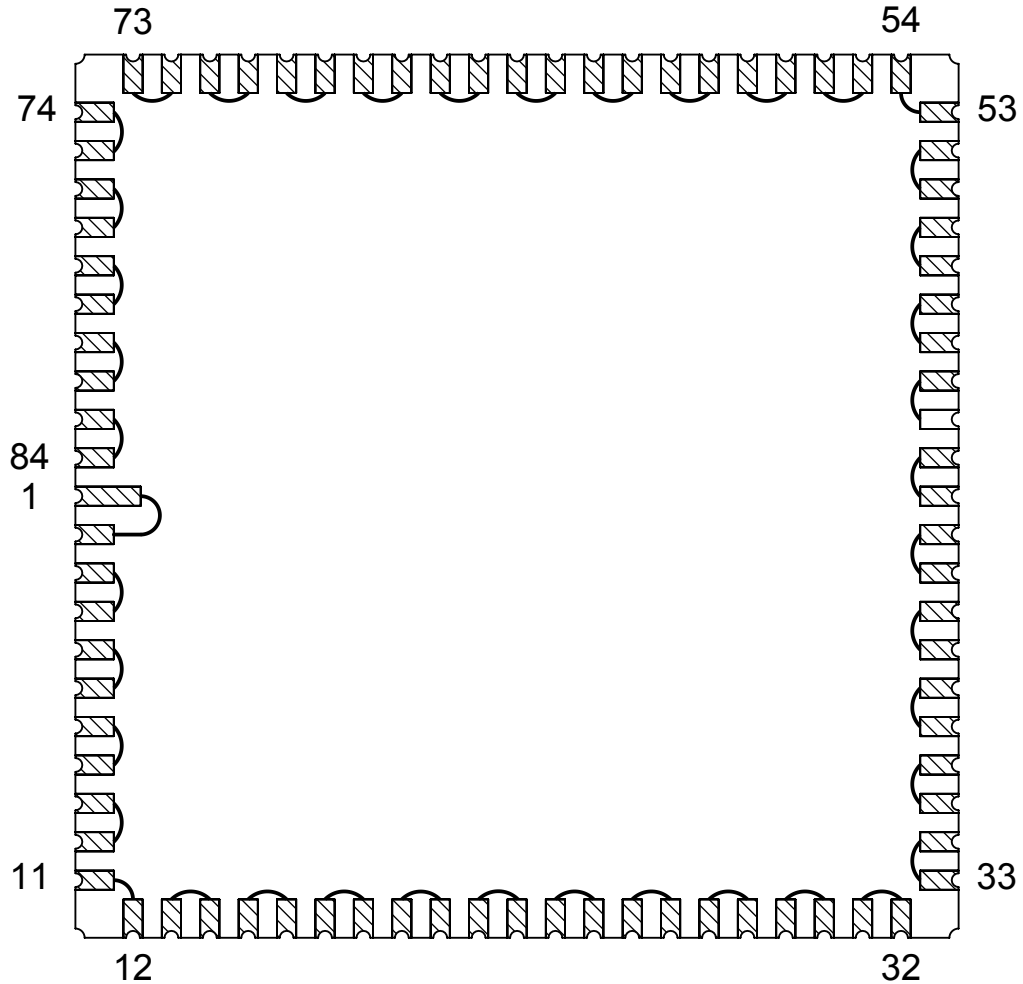
PINS	PINS	PINS	PINS	PINS	PINS
1 ~ 2	3 ~ 4	25 ~ 26	37 ~ 38	49 ~ 50	61 ~ 62
5 ~ 6	7 ~ 8	27 ~ 28	39 ~ 40	51 ~ 52	63 ~ 64
9 ~ 10	11 ~ 12	29 ~ 30	41 ~ 42	53 ~ 54	65 ~ 66
13 ~ 14	15 ~ 16	31 ~ 32	43 ~ 44	55 ~ 56	67 ~ 68
17 ~ 18	19 ~ 20	33 ~ 34	45 ~ 46	57 ~ 58	
21 ~ 22	23 ~ 24	35 ~ 36	47 ~ 48	59 ~ 60	

NOTES:

1. DAISY CHAIN WIRE BONDED TO INTERNAL PADS.
2. SEE NET LIST FOR CONNECTIONS BETWEEN PINS.
3. DRAWING NOT TO SCALE.

TopLine®			
TITLE LCC68 - DAISY CHAIN PIN CONNECTIONS			
SCALE	SIZE A	DRAWING NO. 126804	REV A
DO NOT SCALE DRAWING			SHEET 10 OF 11

LCC84 - DAISY CHAIN TOP VIEW (INTERNAL CONNECTIONS)



**DAISY CHAIN
NET LIST**

PINS	PINS	PINS	PINS	PINS	PINS	PINS
1 ~ 2	3 ~ 4	25 ~ 26	37 ~ 38	49 ~ 50	61 ~ 62	73 ~ 74
5 ~ 6	7 ~ 8	27 ~ 28	39 ~ 40	51 ~ 52	63 ~ 64	75 ~ 76
9 ~ 10	11 ~ 12	29 ~ 30	41 ~ 42	53 ~ 54	65 ~ 66	77 ~ 78
13 ~ 14	15 ~ 16	31 ~ 32	43 ~ 44	55 ~ 56	67 ~ 68	79 ~ 80
17 ~ 18	19 ~ 20	33 ~ 34	45 ~ 46	57 ~ 58	69 ~ 70	81 ~ 82
21 ~ 22	23 ~ 24	35 ~ 36	47 ~ 48	59 ~ 60	71 ~ 72	83 ~ 84

NOTES:

1. DAISY CHAIN WIRE BONDED TO INTERNAL PADS.
2. SEE NET LIST FOR CONNECTIONS BETWEEN PINS.
3. DRAWING NOT TO SCALE.

TopLine®			
TITLE		LCC84 - DAISY CHAIN PIN CONNECTIONS	
SCALE	SIZE	DRAWING NO.	REV
	A	128404	A
DO NOT SCALE DRAWING			SHEET 11 OF 11