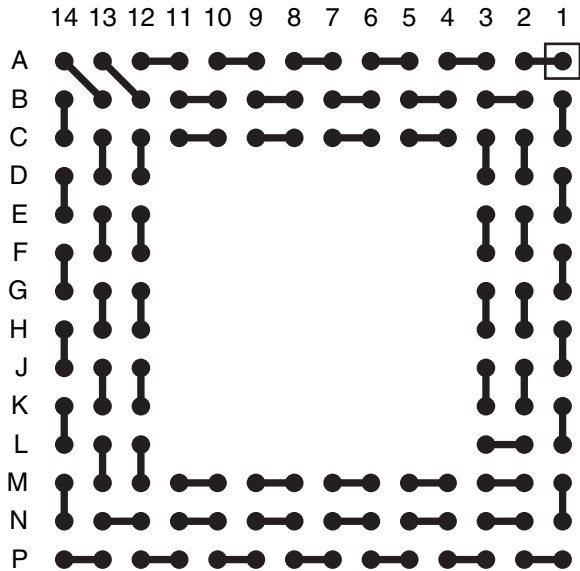
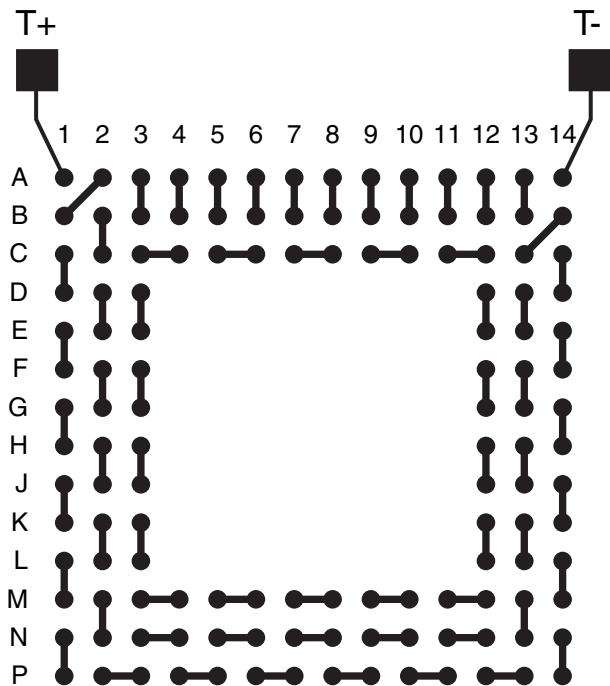
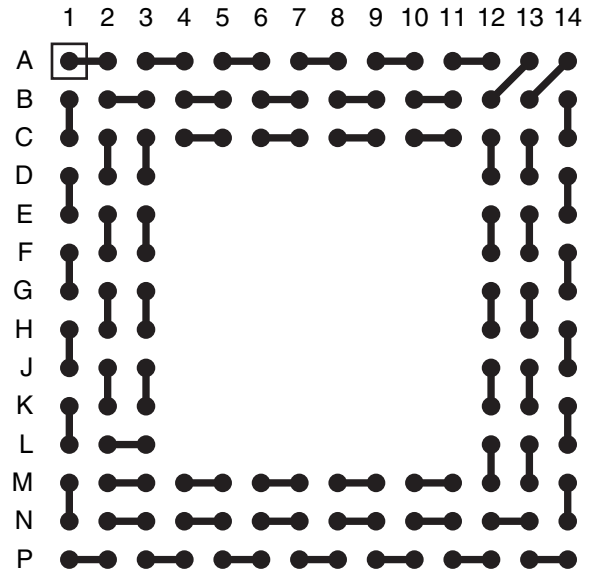


<u>PADS</u>	<u>PITCH</u>	<u>SIZE</u>	<u>MATRIX</u>	<u>ROWS</u>	<u>CENTER</u>	<u>MAT'L</u>
132	0.5mm	8mm SQ	14 x 14	3	none	BT

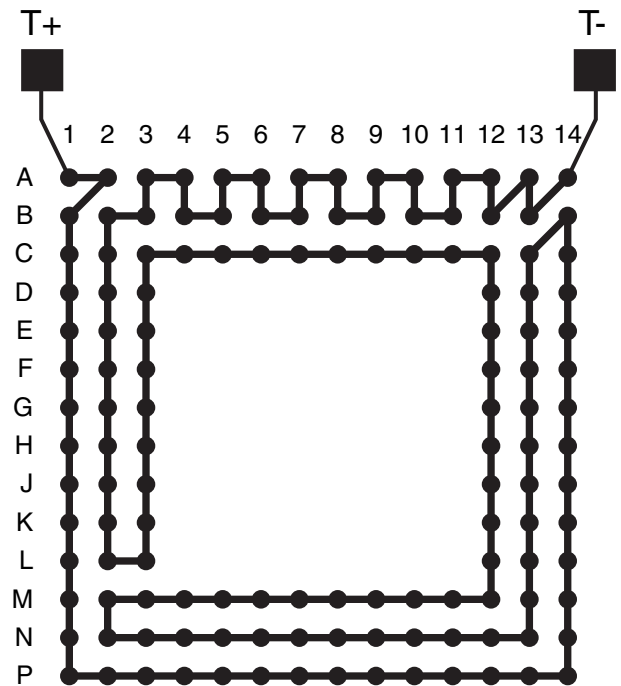
PAD VIEW



BOTTOM SIDE (TOP X-RAY VIEW)



TEST VEHICLE BOARD



AFTER MOUNTING TO TEST BOARD

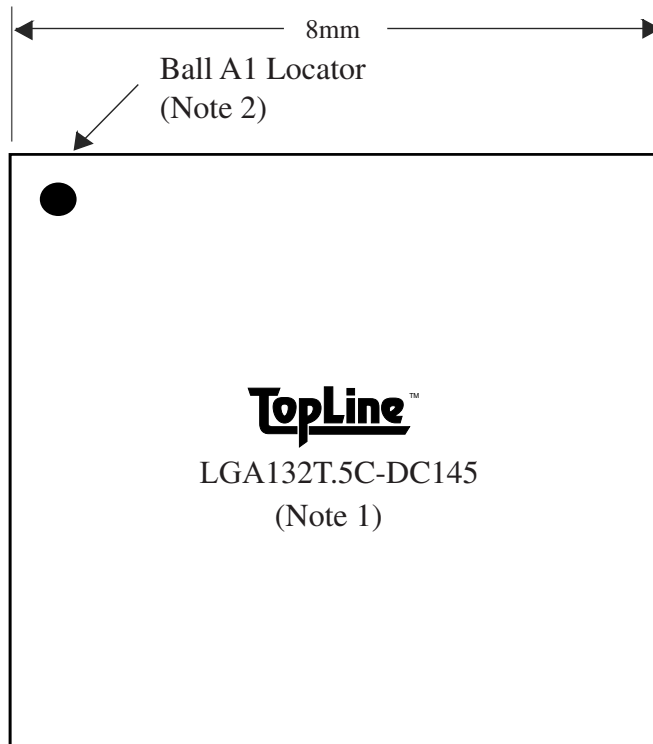
LGA132T.5G-DC145 LEAD FREE



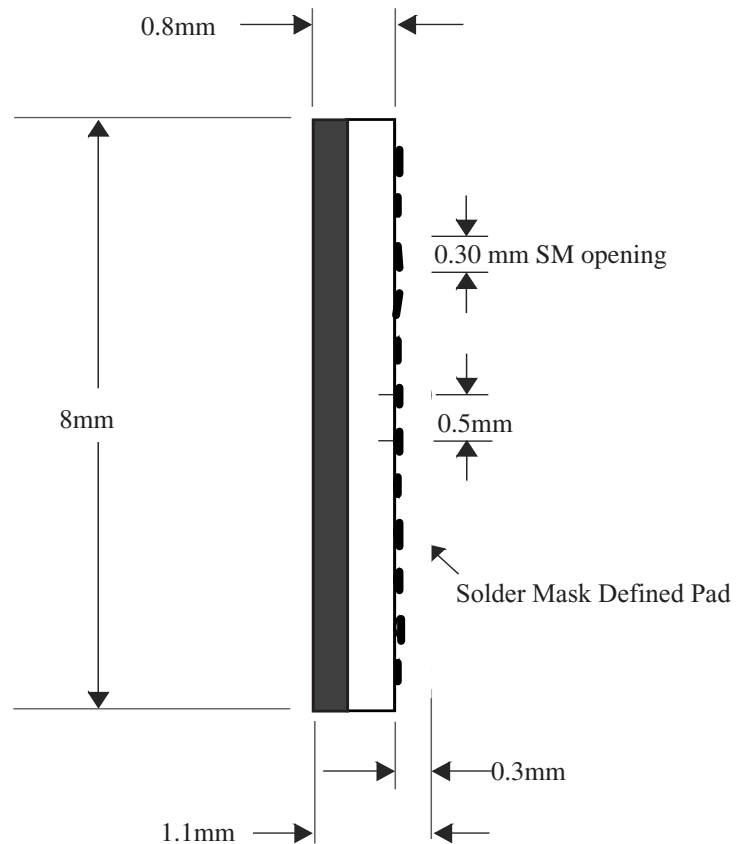
TEL 1-714-898-3830
info@topline.tv

<u>PADS</u>	<u>PITCH</u>	<u>SIZE</u>	<u>MATRIX</u>	<u>ROWS</u>	<u>CENTER</u>	<u>MAT'L</u>
132	0.5mm	8mm SQ	14 x 14	3	none	BT

TOP VIEW



SIDE VIEW



NOTES		REVISIONS		
Note 1	Logo and part number centered White ink or laser on black Encapsulation	<u>Rev</u>	<u>Date</u>	<u>Changes</u>
Note 2	Ball A1 locator mark positioned in corner			
Note 3	Ball Material: Ni-Au SMD Pads	PACKAGING TRAYS		
Note 4	Substrate Material: BT Laminate	Tray BGATRAY8mm-12x30		
Note 5	Copper Pad Diameter = 0.43mm	Tray Quantity 360		
Note 6	Pad Solder Mask Opening = 0.30mm			