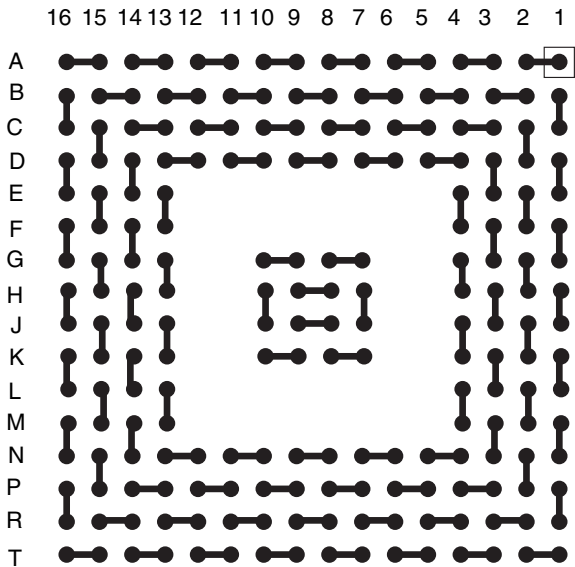
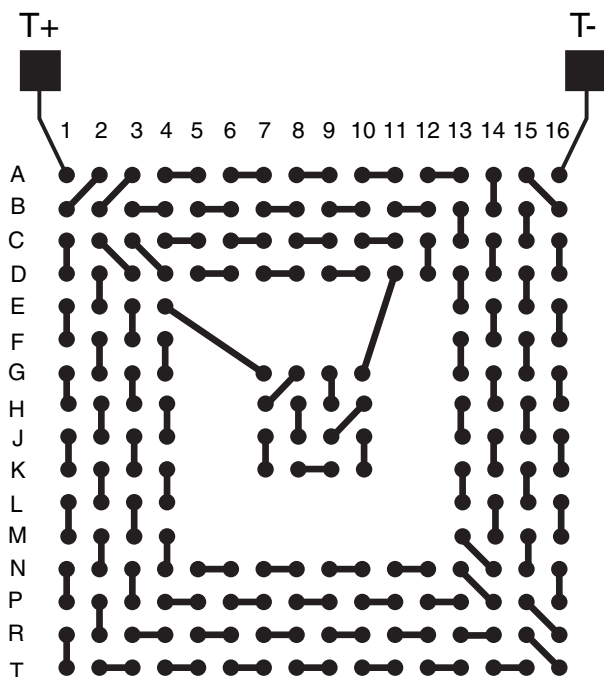
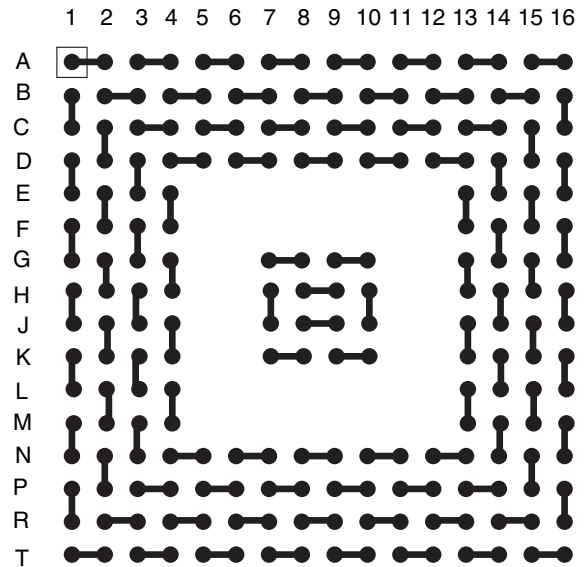


<u>PADS</u>	<u>PITCH</u>	<u>SIZE</u>	<u>MATRIX</u>	<u>ROWS</u>	<u>CENTER</u>	<u>MAT'L</u>
208	1.0mm	17mm SQ	16 x 16	4	4 x 4	BT

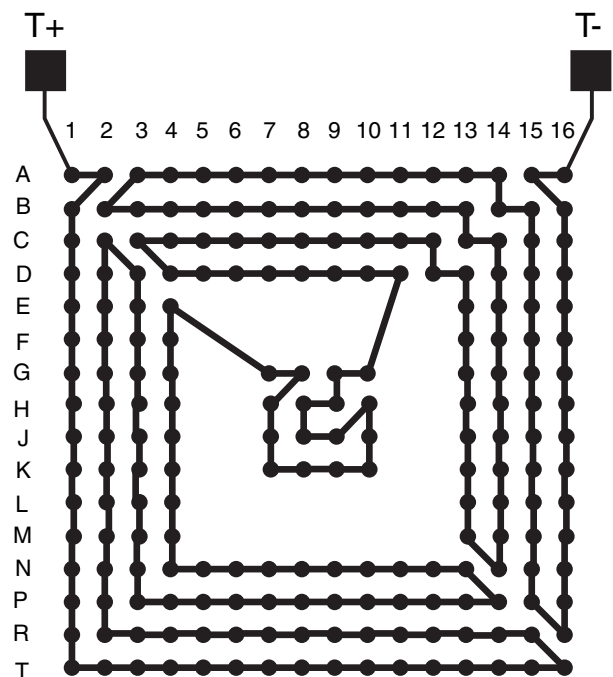
BALL VIEW



BOTTOM SIDE (TOP X-RAY VIEW)



TEST VEHICLE BOARD



AFTER MOUNTING TO TEST BOARD

LGA208T1.0G-DC164A

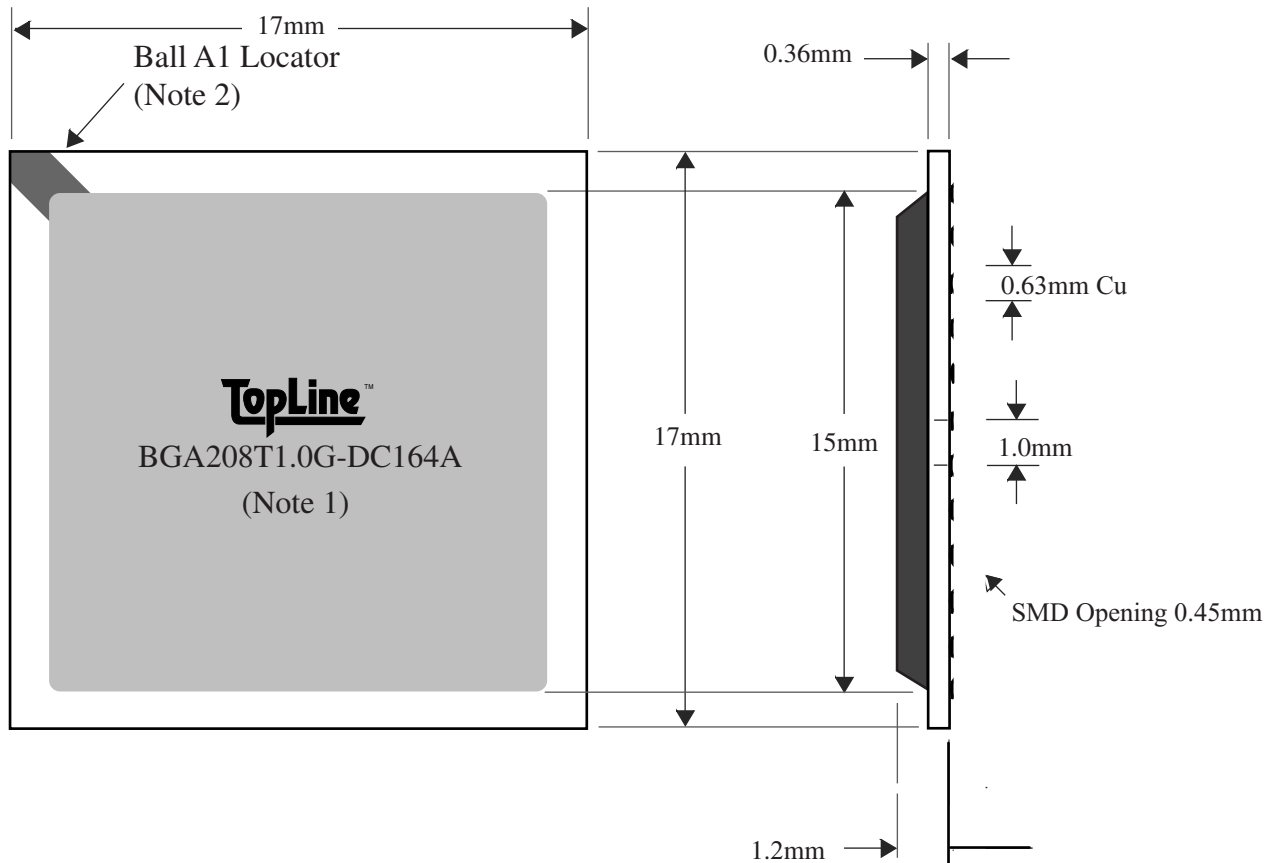


TEL 1-714-898-3830
info@topline.tv

<u>BALLS</u>	<u>PITCH</u>	<u>SIZE</u>	<u>MATRIX</u>	<u>ROWS</u>	<u>CENTER</u>	<u>MAT'L</u>
208	1.0mm	17mm SQ	16 x 16	4	4 x 4	BT

TOP VIEW

SIDE VIEW



NOTES		REVISIONS		
Note 1	Logo and part number centered White ink or laser marked	<u>Rev</u>	<u>Date</u>	<u>Changes</u>
Note 2	Ball A1 locator mark positioned in corner			
Note 3	Pad Material: Ni-Au over Cu (0.63mm)			
Note 4	Solder Mask Defined Pad Open 0.45mm			
Note 5	Substrate BT			
		PACKAGING TRAYS		
		Tray BGATRAY17mm-6x15 Tray Quantity 90		