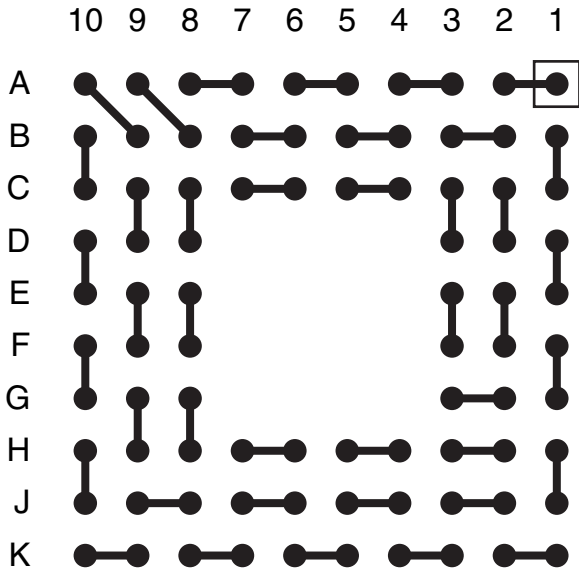
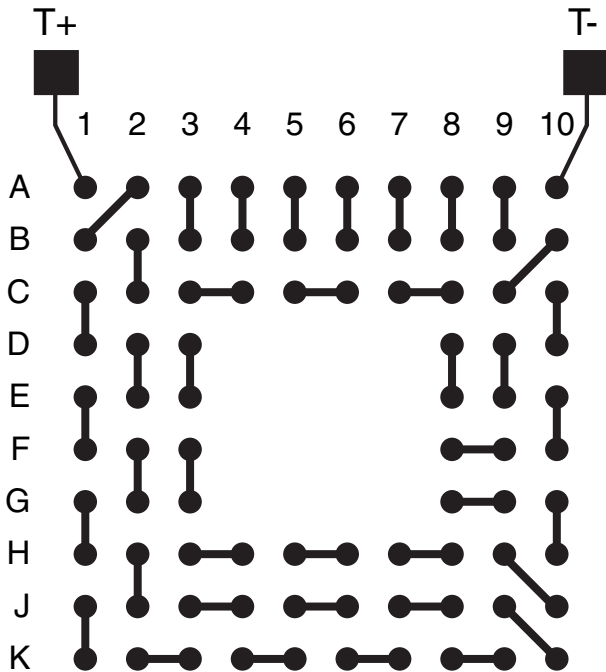
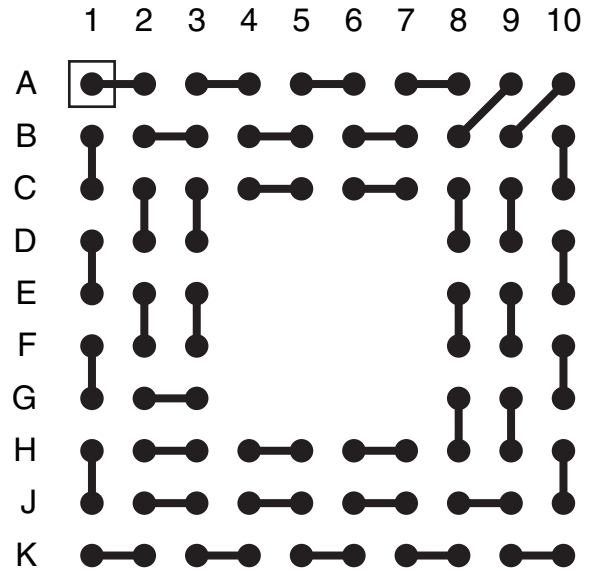


<u>PADS</u>	<u>PITCH</u>	<u>SIZE</u>	<u>MATRIX</u>	<u>ROWS</u>	<u>CENTER</u>	<u>MAT'L</u>
84	0.5mm	6mm SQ	10 x 10	3	none	BT

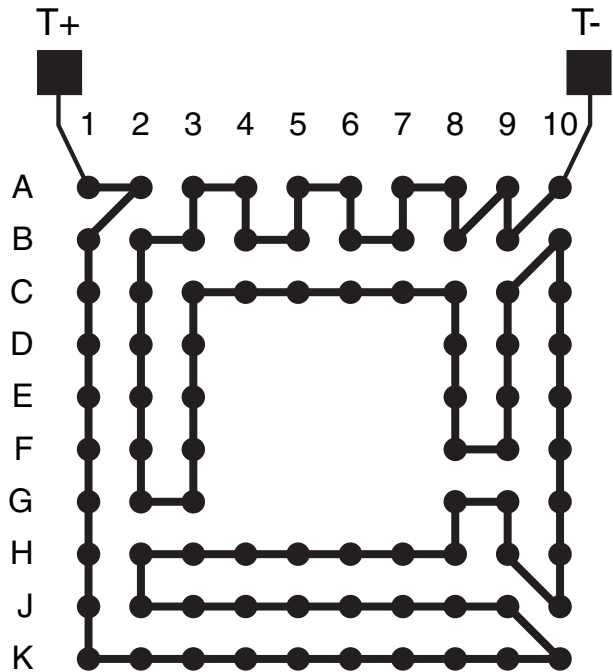
**BALL VIEW**



**BOTTOM SIDE (TOP X-RAY VIEW)**



**TEST VEHICLE BOARD**



**AFTER MOUNTING TO TEST BOARD**

# LGA84T.5G-DC104D

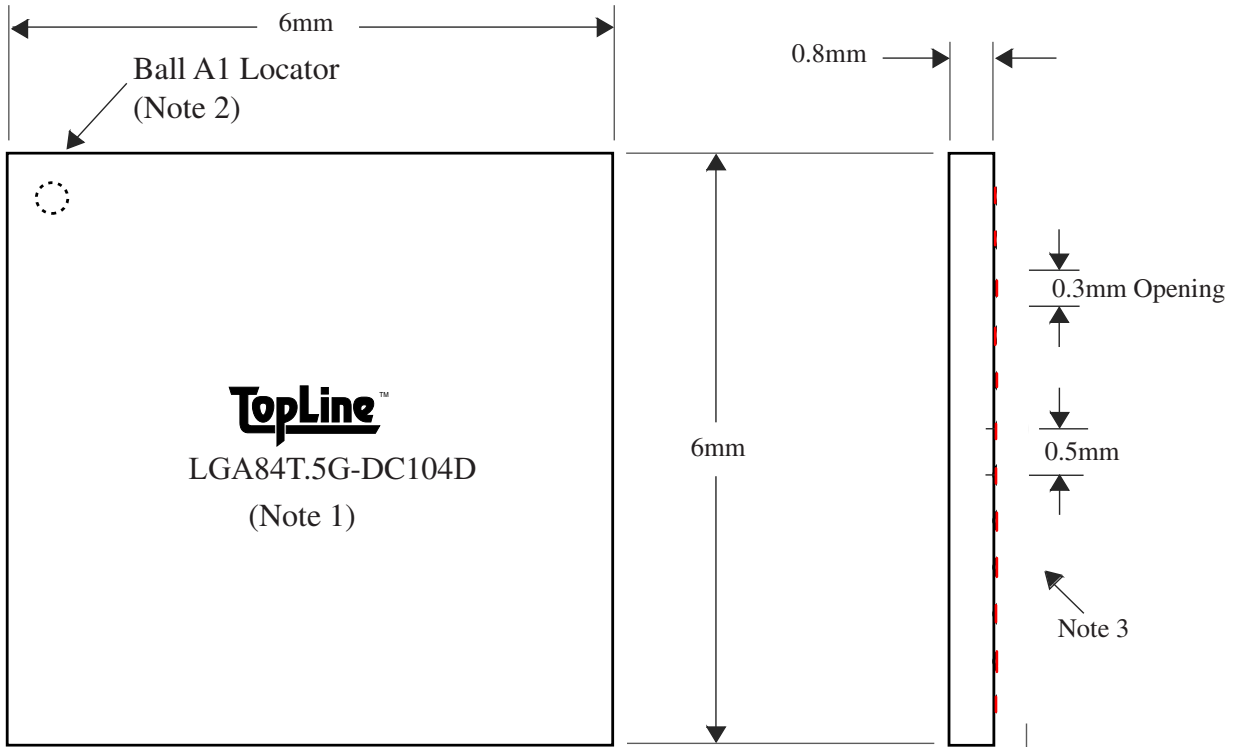


TEL 1-714-898-3830  
info@topline.tv

<u>PADS</u>	<u>PITCH</u>	<u>SIZE</u>	<u>MATRIX</u>	<u>ROWS</u>	<u>CENTER</u>	<u>MAT'L</u>
84	0.5mm	6mm SQ	10 x 10	3	none	BT

**TOP VIEW**

**SIDE VIEW**



NOTES		REVISIONS		
Note 1	Logo and part number centered White ink or laser marked	<u>Rev</u>	<u>Date</u>	<u>Changes</u>
Note 2	Ball A1 locator mark positioned in corner			
Note 3	Ball Material: Ni-Au (Cu Pad = 0.43mm)			
Note 4	Substrate Material: BT laminate			
Note 5	Solder Mask Defined Pad Mask opening 0.3mm			
Note 6	Optional Dummy Die 100x100mil			
		PACKAGING TRAYS		
		Tray BGATRAY6mm-16x38 Tray Quantity 608		