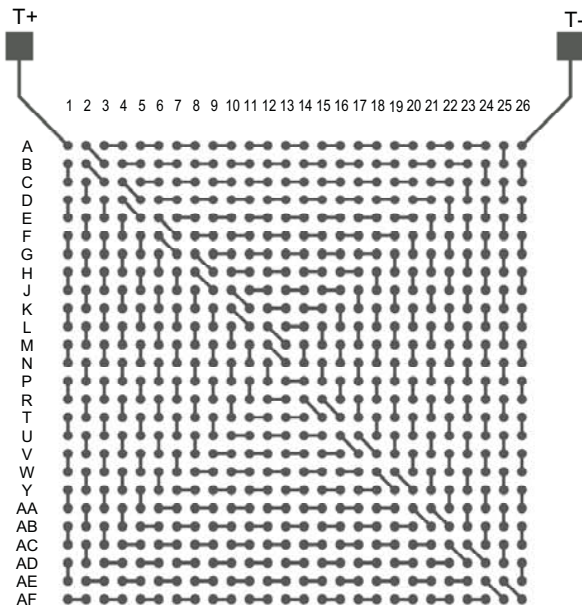



Notes: (Unless Otherwise Specified).

- 1) ALL DIMENSIONS ARE IN MM.
- 2) SOLDER BALL ALLOY: SEE PART NUMBER TABLE.
- 3) BALL DIAMETER (BEFORE REFLOW): 0.30mm.
- 4) SOLDER MASK DEFINED PAD OPENING: 0.25mm [10 MIL].
- 5) PAD Cu DIAMETER: 0.355mm [14 MIL].
- 6) SUBSTRATE MATERIAL: FR4 (ALTERNATE BT).
- 7) DUMMY DIE IS OPTIONAL.
- 8) DAISY CHAIN PATTERN (SEE PAGE 2).
- 9) MSL-3 RECOMMENDED BAKING 24 HOURS @ 125°C TO REMOVE MOISTURE PRIOR TO SOLDERING TO PC BOARD.

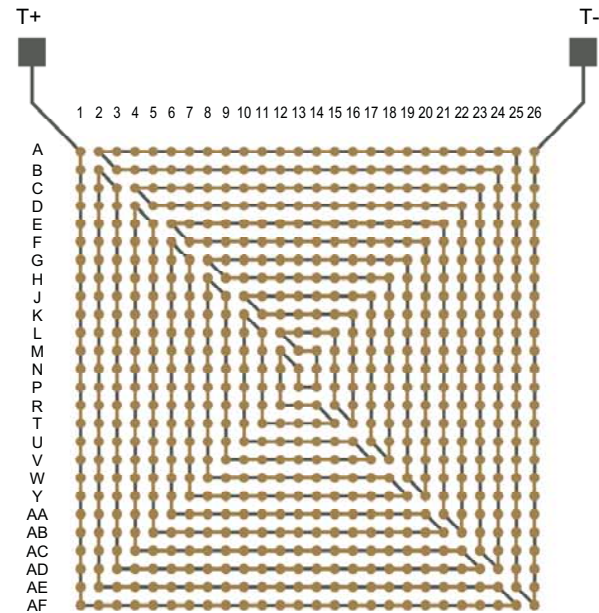

| APPROVALS | | DATE | TopLine® | | | | |
|-----------|---------|----------|----------------------|--|------|-------------|--------------|
| DRAWN | T. Au | 03/25/13 | | | | | TITLE |
| ENG | M. Hart | 03/25/13 | | | | | |
| MFG | | | SCALE | | SIZE | DRAWING NO. | REV |
| QA | | | | | | | |
| CUST | | | | | | | |
| REVISED | | | DO NOT SCALE DRAWING | | | | SHEET 1 OF 2 |

BALL VIEW



TEST VEHICLE BOARD

BOTTOM SIDE (TOP X-RAY VIEW)



AFTER MOUNTING

Notes:

- 1) PCB BOARD DIMENSIONS ARE PRESENTED ONLY AS A GUIDELINE. DESIGNERS SHOULD USE THEIR OWN EXPERIENCE WHEN DESIGNING PCB.
- 2) PCB Cu BALL PAD DIAMETER 0.355mm [14 MIL].
- 3) PCB DAISY CHAIN TRACING LINE WIDTH 0.127mm [5 MIL].
- 4) SMD (SOLDER MASK DEFINED) PAD OPENING 0.25mm [10 MIL].



| | | | |
|---------------------------------------|------|-------------|--------------|
| TITLE | | | |
| LPGA676T.5-DC269 DAISY CHAIN DUMMY | | | |
| SCALE | SIZE | DRAWING NO. | REV |
| | A | 552691 | A |
| DO NOT SCALE DRAWING | | | SHEET 2 OF 2 |