
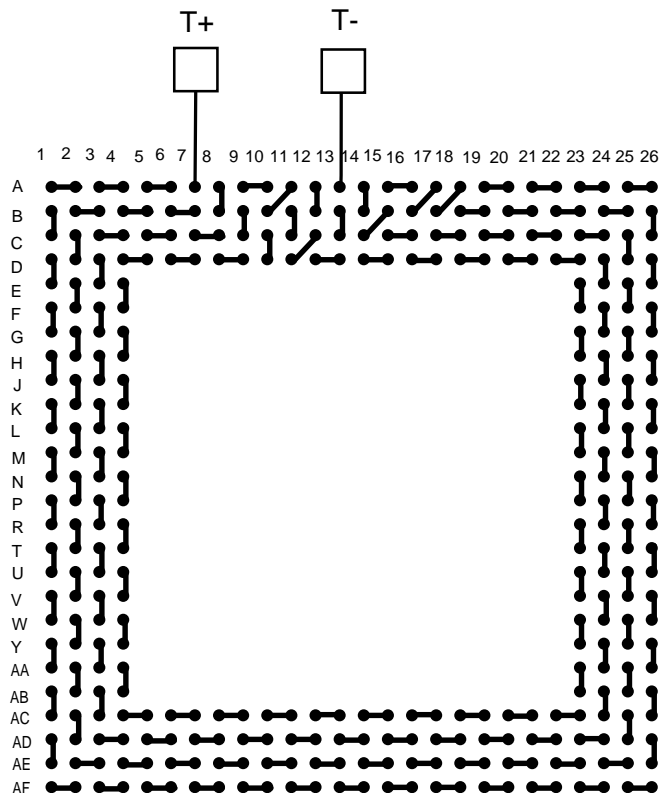
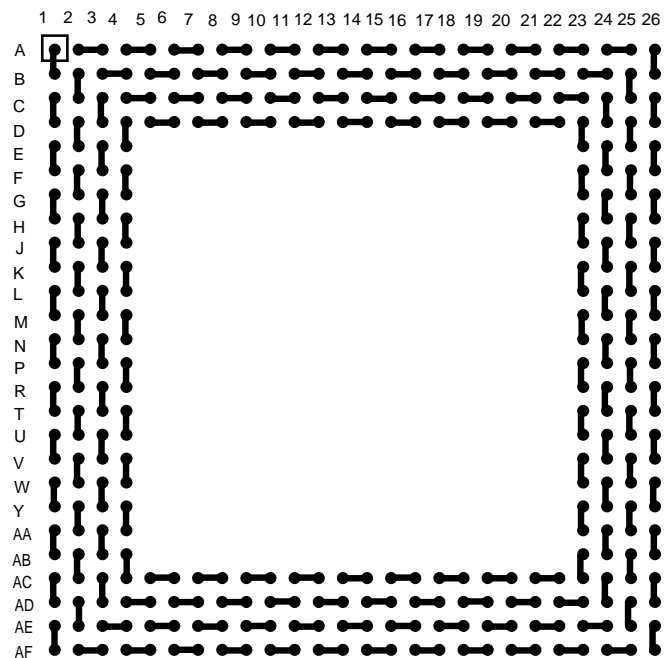


BALLS	PITCH	SIZE	MATRIX	ROWS	CENTER	MAT'L
352	1.27mm	35mm SQ	26 x 26	4	none	BT

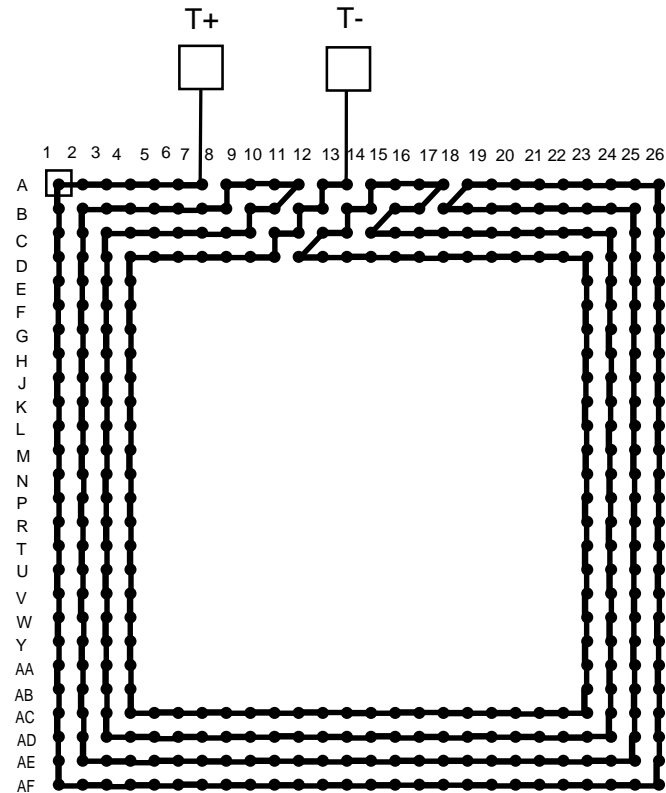
BALL VIEW



BOTTOM SIDE (TOP X-RAY VIEW)



TEST VEHICLE BOARD



AFTER MOUNTING TO TEST BOARD

SBGA352T1.27C-DC70

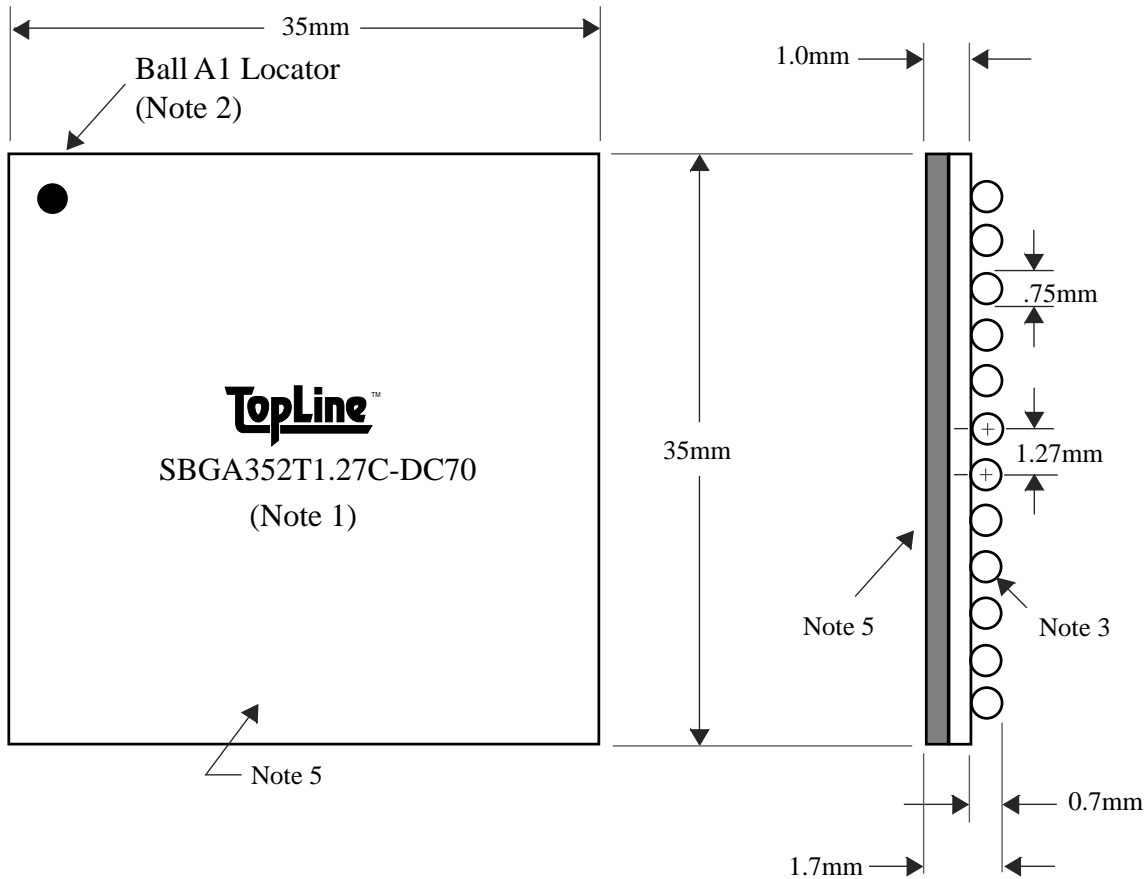


TEL 1-714-898-3830
info@topline.tv

<u>BALLS</u>	<u>PITCH</u>	<u>SIZE</u>	<u>MATRIX</u>	<u>ROWS</u>	<u>CENTER</u>	<u>MAT'L</u>
352	1.27mm	35mm SQ	26 x 26	4	none	BT

TOP VIEW

SIDE VIEW



NOTES		REVISIONS	
Note 1	Logo and part number centered	Rev	Date
Note 2	Ball A1 locator mark positioned in corner	Changes	
Note 3	Ball Material: Sn95.5/Ag4.0/Cu0.5		
Note 4	Substrate Material: BT laminate		
Note 5	Metal heat sink. Die cavity down		
		PACKAGING TRAYS	
		Tray BGATRAY35mm-3x8	
		Tray Quantity 24	