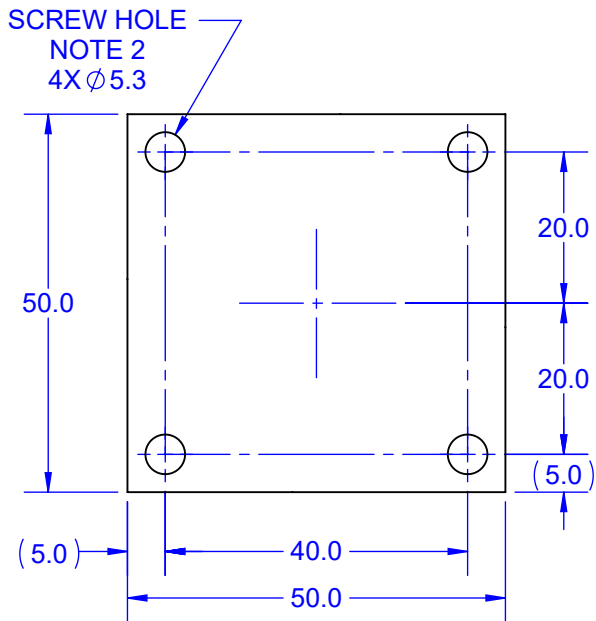
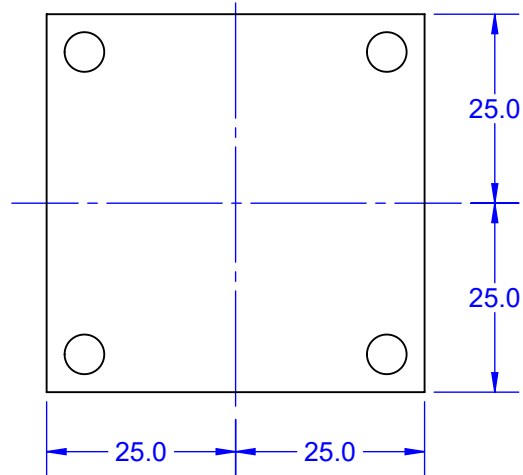


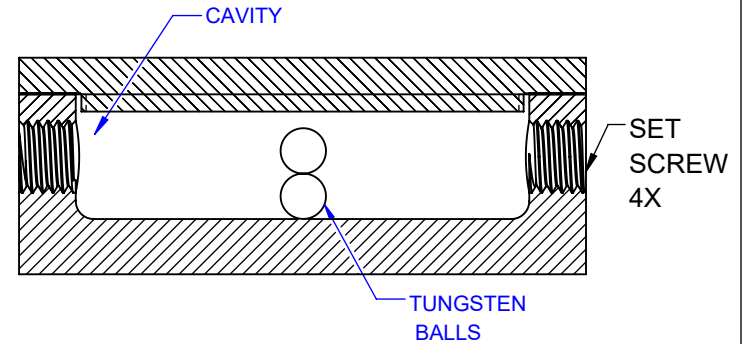
**TOP VIEW  
(SIDE LOAD)**



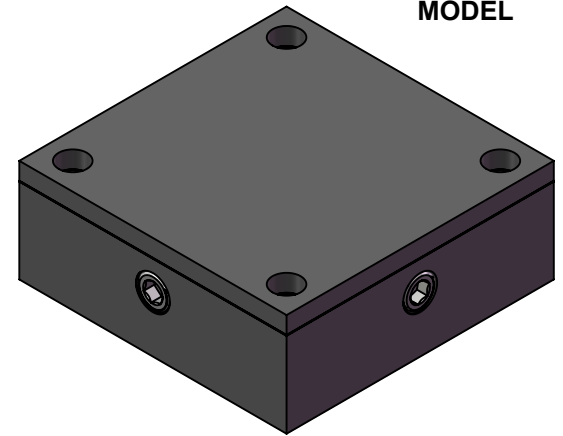
**BOTTOM VIEW**



**SECTION VIEW**



**MODEL**




**DIMENSION AND WEIGHT (MASS) TABLE**

H HEIGHT ±10%	PCB MASS NOM	TUNGSTEN BALLS IN CAVITY				Est. PID MASS	SCREW ADJUST	SCREW HEX HEAD
		Ø DIA	Per Ball	QTY	MASS			
20mm	1000g	5.0mm	1.14g	~88	100g	~200g	1/4-28	1/8"

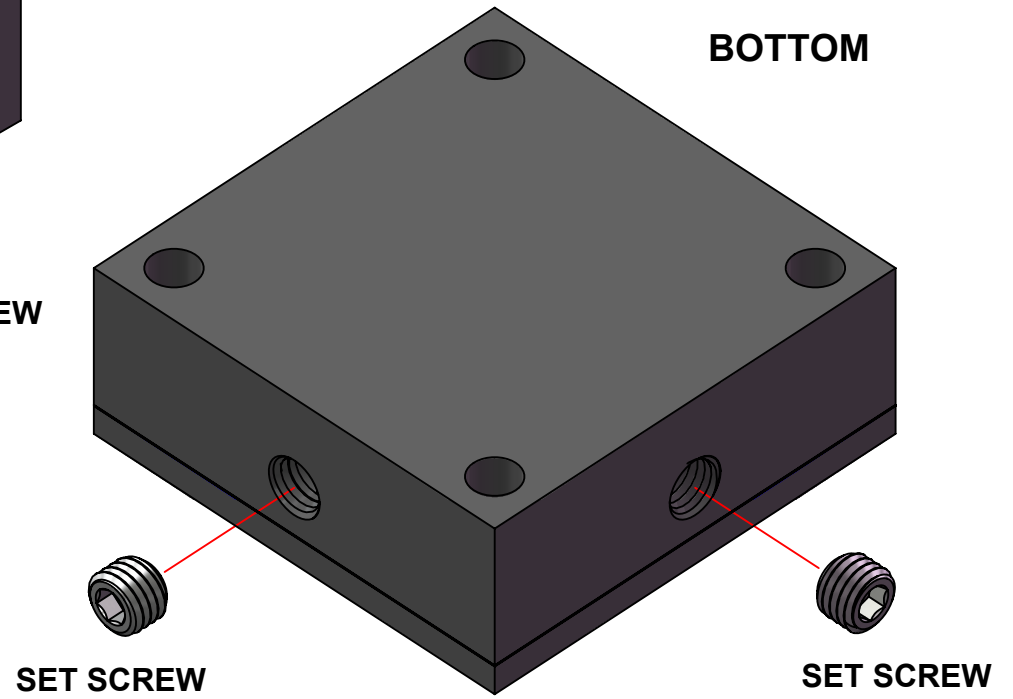
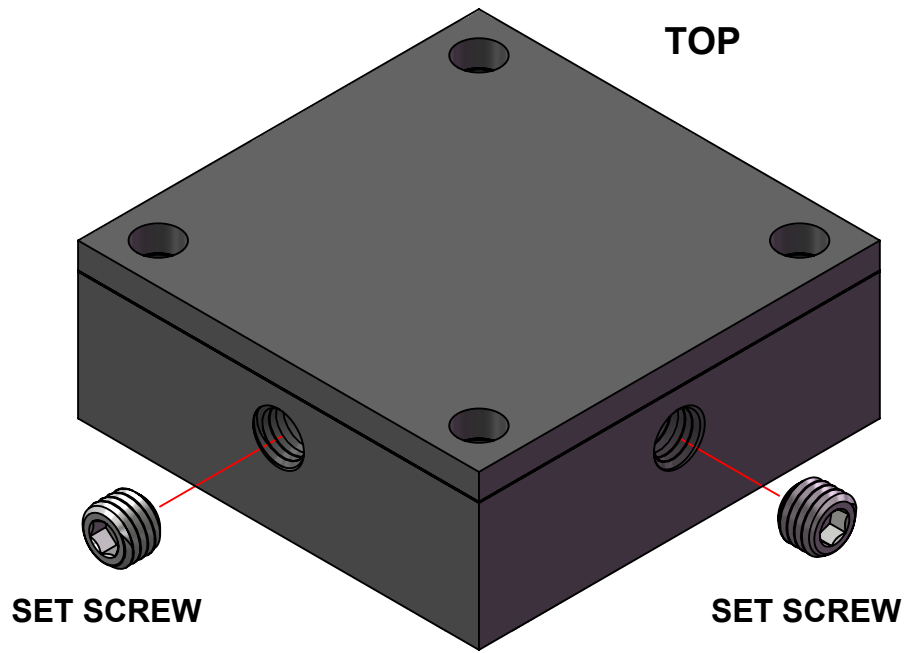
**U.S. PATENTS 10041558,  
10021779, 10704639,  
10704639, D842351**

NOTES: (Unless Otherwise Specified).

1. DIMENSIONS: MM.
2. MOUNTING SCREW: M5 or 10-32.
3. ALTERNATIVE MOUNTING ADHESIVE (GLUE).
4. SET SCREWS 4X SIDES FOR TUNING.

APPROVALS		DATE				
DRAWN	T.Au	4/22/2023				
ENG	M. Hart	4/22/2023	TITLE FSX100SQ50x20A PID VIBRATION DAMPER			
MFG						
QA			SCALE	SIZE	DRAWING NO.	REV
CUST			1:1	A	221001	A
REVISED			DO NOT SCALE DRAWING			SHEET 1 OF 3

# MODEL



## NOTES:

1. CONTACT TOPLINE FOR OTHER MOUNTING OPTIONS.
2. SET SCREW ON 4 SIDES.

<b>TopLine<sup>®</sup></b>			
TITLE FSX100SQ50x20A PID VIBRATION DAMPER			
SCALE 3:2	SIZE A	DRAWING NO. 221001	REV A
DO NOT SCALE DRAWING		SHEET 2 OF 3	

## Part Number System

<u>F</u>	<u>S</u>	<u>X</u>	<u>100</u>	<u>SQ</u>	<u>50x</u>	<u>20</u>	<u>A</u>
Series	Mounting on PCB	Variation	Tungsten Payload Grams	Exterior Shape	X/Y Size	Height	Version/Option
<b><u>Filled</u></b>	<b><u>Mounting Style</u></b>	<b><u>Code</u></b>	<b><u>Code Grams</u></b>	<b><u>Code Shape</u></b>	<b><u>Code Size</u></b>	<b><u>Code Height</u></b>	<b><u>Code Version</u></b>
F = FR4	S = SCREW MOUNT  A = ADHESIVE GLUE	X = SPECIAL	100 = 100gm  Other Mass Available	SQ Square R Rectangle C Cylindrical T Toroid Z Custom	50x = 50mm SQ  Other Sizes Available	20 = 20mm  Other Sizes Available	A = SIDE LOAD 4 SIDES  Other Version Available
<b><u>Empty</u></b>							
E = FR4 Case							

## Order Number

<u>2</u>	<u>2</u>	<u>100</u>	<u>1</u>
DESCRIPTION	Mount Style	Mass (gm) 9 = Decimal	Option Code
<u>Code</u> <u>Description</u>	<u>Code</u> <u>Description</u>	<u>Code</u> <u>MASS</u>	<u>Code</u> <u>Option</u>
2 = Filled PID	2 = Screw 3 = Adhesive 9 = Custom 0 = Master DWG	100 = 100 gm	1 = VERSION A

**TopLine®**

TITLE      FSX100SQ50x20A  
PID VIBRATION DAMPER

SCALE NONE	SIZE A	DRAWING NO. 221001	REV A
---------------	-----------	-----------------------	----------

DO NOT SCALE DRAWING

SHEET 3 OF 3