


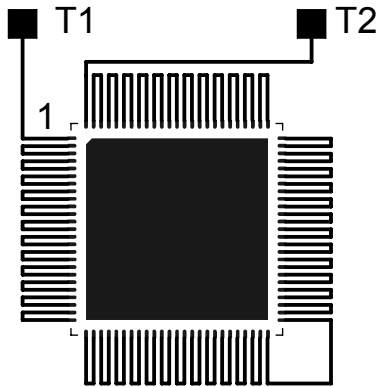
# 100L QFN DAISY CHAIN TOP VIEW

QFN DAISY CHAIN  
INTERNAL CONNECTIONS

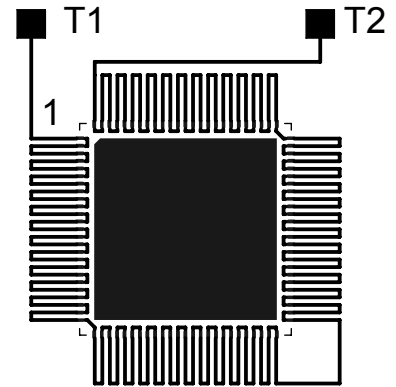


DAISY CHAIN  
NET LIST

PINS	PINS	PINS
1 ~ 2	3 ~ 4	5 ~ 6
7 ~ 8	9 ~ 10	11 ~ 12
13 ~ 14	15 ~ 16	17 ~ 18
19 ~ 20	21 ~ 22	23 ~ 24
25 ~ 26	27 ~ 28	29 ~ 30
31 ~ 32	33 ~ 34	35 ~ 36
37 ~ 38	39 ~ 40	41 ~ 42
43 ~ 44	45 ~ 46	47 ~ 48
49 ~ 50	51 ~ 52	53 ~ 54
55 ~ 56	57 ~ 58	59 ~ 60
61 ~ 62	63 ~ 64	65 ~ 66
67 ~ 68	69 ~ 70	71 ~ 72
73 ~ 74	75 ~ 76	77 ~ 78
79 ~ 80	81 ~ 82	83 ~ 84
85 ~ 86	87 ~ 88	89 ~ 90
91 ~ 92	93 ~ 94	95 ~ 96
97 ~ 98	99 ~ 100	



RECOMMENDED  
PCB PADS



AFTER MOUNTING  
ON PCB

**NOTES:**

1. DAISY CHAIN WIRE BONDED TO INTERNAL PADS.
2. SEE NET LIST FOR CONNECTIONS BETWEEN PINS.
3. DRAWING NOT TO SCALE.

<b>TopLine®</b>			
TITLE 100L QFN - DAISY CHAIN PIN CONNECTIONS			
SCALE	SIZE A	DRAWING NO. 129917	REV A
DO NOT SCALE DRAWING		SHEET 1 OF 1	